

K. G. "Rusty" Smith, Jr.
District #1

Ken Ard
District #2

Alphonso Bradley
District #3

Mitchell Kirby
District #4

Johnnie D. Rodgers, Jr.
District #5

Russell W. Culberson
District #6

Waymon Mumford
District #7

James T. Schofield
District #8

H. Morris Anderson
District #9

AGENDA
FLORENCE COUNTY COUNCIL
REGULAR MEETING
COUNTY COUNCIL CHAMBERS, ROOM 803
180 NORTH IRBY STREET
FLORENCE, SOUTH CAROLINA
THURSDAY, AUGUST 21, 2008
6:00 P. M.

I. CALL TO ORDER: K. G. RUSTY SMITH, JR., CHAIRMAN

II. INVOCATION: H. MORRIS ANDERSON, SECRETARY/CHAPLAIN

III. PLEDGE OF ALLEGIANCE TO THE AMERICAN FLAG:
WAYMON MUMFORD, VICE CHAIRMAN

IV. WELCOME: K. G. RUSTY SMITH, JR., CHAIRMAN

V. MINUTES:

A. MINUTES OF THE JULY 17, 2008 REGULAR MEETING [1]
Council is requested to approve the Minutes of the July 17, 2008 regular meeting of County Council.

B. MINUTES OF THE JULY 24, 2008 SPECIAL CALLED MEETING [10]
Council is requested to approve the Minutes of the July 24, 2008 special called meeting of County Council.

VI. PUBLIC HEARINGS: [13]

Council will hold public hearing on the following item:

ORDINANCE NO. 05-2008/09

An Ordinance Authorizing The Execution And Delivery Of A Fee In Lieu Of Tax Agreement By And Between Florence County, South Carolina (The "County") And General Electric Company (The "Company"); And Other Matters Relating Thereto.

VII. APPEARANCES:

A. RESOLUTION OF RECOGNITION [14]

A Resolution In Recognition Of The Outstanding Athletic Endeavors By The Florence Phantoms Professional Indoor Football Team In Winning The 2008 American Indoor Football Association (AIFA) Crown In The AIFA Bowl II.

B. TOM BALDWIN, PROJECT DIRECTOR – SMG [16]

Mr. Baldwin with Southern Management Group (SMG) will appear before Council to make a presentation on options for a proposed Judicial Center.

C. BRYAN AND ANGELIA GARDNER [17]

Mr. And Mrs. Gardner Request To Appear Before Council Concerning The Rezoning Requested By Sharon And Jerry Taylor And Cynthia Matthews.

D. SHARON M. TAYLOR [19]

Mrs. Taylor Requests To Appear Before Council To Discuss Matters Relating To PC#2008-52 (Ordinance No. 07-2008/09).

E. JAMES K. WARD [21]

Mr. Ward requests to appear before Council to discuss matters relating to PC#2008-52 (Ordinance No. 07-2008/09) regarding the rezoning.

VIII. COMMITTEE REPORTS:

(Items assigned to the Committees in italics. Revisions by Committee Chair requested.)

Administration & Finance

(Council members K. G. "Rusty" Smith, Jr./Chair, Russell W. Culberson, Waymon Mumford and James T. Schofield)

Public Services & County Planning

(Council members James T. Schofield/Chair, Mitchell Kirby, and Ken Ard)

January 18, 2007

Special Exceptions

County facilities

January 17, 2008

Ordinance No. 18-2007/08 (amend the Zoning Ordinance)

June 5, 2008

Ordinance No. 34-2007/08 (Taylor rezone request)

Justice & Public Safety

(Council members Waymon Mumford/Chair, Johnnie D. Rodgers, Jr. and Al Bradley)

June 7, 2007

Litter Enforcement

Education, Recreation, Health & Welfare

(Council members H. Morris Anderson/Chair, Johnnie D. Rodgers, Jr., and Al Bradley)

Agriculture, Forestry, Military Affairs & Intergovernmental Relations

(Council members Russell W. Culberson/Chair, Morris Anderson and Ken Ard)

Ad Hoc Water Study Committee

(Council members Ken Ard/Chair, Mitchell Kirby, Russell W. Culberson, and Johnnie D. Rodgers, Jr.)

IX. RESOLUTIONS:

None were presented for inclusion prior to publication of this meeting Agenda.

X. ORDINANCES IN POSITION:

A. THIRD READING

1. ORDINANCE NO. 40-2007/08

[23]

An Ordinance To Rezone Property Owned By GBA Ships Florence, Inc. Located At 781 St. Andrews Road, Florence From R-1, Single-Family Residential District To PD, Planned Development District Shown On Florence County Tax Map No. 00074, Block 1, Parcel 12 Consisting Of 12.2 +/- Acres.

*(Planning Commission **approved** 8 – 0.)(Council District 9)*

2. **ORDINANCE NO. 04-2008/09** [39]
 An Ordinance Classifying Facilities Engaged In The Area Of Research And Development For The Purposes Of Section 53-1-130 Of The Code Of Laws Of South Carolina, 1976, As Amended, Or To Operations Involving A Customer Service Center And/Or Call Center, And Suspending The Application Of The Work Prohibitions Contained In Chapter 1 Of Title 53 With Respect To Such Facilities Pursuant To Section 53-1-160 Of The Code Of Laws Of South Carolina, 1976, As Amended, And Other Matters Relating Thereto.

3. **ORDINANCE NO. 05-2008/09 (Public Hearing)** [43]
 An Ordinance Authorizing The Execution And Delivery Of A Fee In Lieu Of Tax Agreement By And Between Florence County, South Carolina (The "County") And General Electric Company (The "Company"); And Other Matters Relating Thereto.

B. SECOND READING

1. **ORDINANCE NO. 02-2008/09** [79]
 An Ordinance To Amend Section 6.20 Water And Sewer Systems For New Subdivisions And Section 6.25 Small Family And Private Development-D Of The Florence County Land Development And Subdivision Ordinance And Section 28.6-8 Water And Sewer Systems For New Subdivisions And Section 28.6-85 Small Family And Private Development-D Lots Of The Code Of Ordinances Of Florence County To Provide Additional Exemptions For Percolation Tests And Related Septic Permits.
(Planning Commission approved 9 – 0.)

2. **ORDINANCE NO. 03-2008/09** [86]
 An Ordinance To Zone Properties Owned By Bryan Miller And Danette P. And Ricky H. Foshee Located Off Of Country Club Drive, Johnsonville To R-1, Single-Family Residential District Shown On Florence County Tax Map No. 00441, Block 5, Parcel 188 Consisting Of 1.2 +/- Acres And Parcel 215 Consisting Of 1.8 +/- Acres.
(Planning Commission approved 9 – 0.)(Council District 2)

C. INTRODUCTION

1. ORDINANCE NO. 06-2008/09 [97]

An Ordinance To Adopt A New Economic Element For The Florence County/Municipal Comprehensive Plan In Accordance With The 1976 South Carolina Code Of Laws, As Amended, Title 6, Chapter 29, Section 510.

(Planning Commission approved 10 – 0.)

2. ORDINANCE NO. 07-2008/09 [140]

An Ordinance To Rezone Properties Owned By Cynthia T. Matthews And Jerry D. Taylor, Sr., And Sharon M. Taylor Located At 3434, 3435, 3465, 3501 James Turner Road, Effingham And 3 Parcels Located Off State Hwy. 35, Effingham From R-1, Single-Family Residential District To RU-1, Rural Community District, Shown On Florence County Tax Map No. 127, Block 1, Parcels 10, 11, 46, 72, 162, 273 And 274 Consisting Of 131 Acres.

(Planning Commission approved 8 – 2)(Council District 5)

XI. APPOINTMENTS TO BOARDS & COMMISSIONS:

BOARDS AND COMMISSIONS LIST [151]

A list of current and approaching vacancies for 2008 on Boards and Commissions was previously provided to Council.

XII. REPORTS TO COUNCIL:

A. EMERGENCY MANAGEMENT DEPARTMENT

GRANT AWARD SOUTH CAROLINA BUDGET AND CONTROL BOARD [152]

Accept The Grant From The South Carolina Budget And Control Board In The Amount Of \$5,556.92 For The Fiscal Year 2008 First Responder Interoperability Grant To Maintain The County's 800 MHz Radio System.

B. FINANCE

GRANT AWARD SOUTH CAROLINA BUDGET & CONTROL BOARD [154]
Accept The Fiscal Year 2009 Competitive Community Grant Award From The South Carolina Budget & Control Board In The Amount Of \$20,000 For Contracting Legal And Financial Consultants For The Lower Florence County Hospital Board.

C. LIBRARY

GRANT AWARD HONDA OF SOUTH CAROLINA MFG., INC. [156]
Accept The Grant From Honda of South Carolina Mfg., Inc. In The Amount Of \$25,000 To Provide Funding To Cover Costs Associated With Construction Earmarked For The Timmons ville Library.

D. PARKS & RECREATION DEPARTMENT

GRANT AWARD SOUTH CAROLINA FORESTRY COMMISSION [158]
Accept The Fiscal Year 2008 Urban And Community Forestry Grant Award From The South Carolina Forestry Commission To The Parks And Recreation Department In The Amount Of \$3,053 For The Planting Of Trees In The Brooks McCall Community Park.

E. PLANNING DEPARTMENT

GRANT AWARD SOUTH CAROLINA FORESTRY COMMISSION [160]
Accept The Fiscal Year 2008 Urban And Community Forestry Grant Award From The South Carolina Forestry Commission For The Planning Department In The Amount Of \$3,260 For Training And Printing Of Informational Brochures To Educate The Public On Tree Preservation.

F. PROCUREMENT DEPARTMENT

- 1. DECLARATION OF SURPLUS PROPERTY** [162]
Declare (11) Vehicles, (2) Motorgraders, (3) Tractors, (2) Dump Trucks And (1) Loader As Surplus Property And Authorize The County Administrator To Dispose Of Said Property In The Most Advantageous Manner.

G. SHERIFF'S OFFICE

1. **GRANT AWARD SOUTH CAROLINA BUDGET & CONTROL BOARD** [164]
Accept The Fiscal Year 2009 Competitive Community Grant Award From The South Carolina Budget & Control Board In The Amount Of \$82,000 For The Digital Recording Systems For Patrol Vehicles For The Florence County Sheriff's Office.

2. **GRANT AWARD SOUTH CAROLINA DEPARTMENT OF PUBLIC SAFETY** [166]
Accept The Grant #1V07305 From The South Carolina Department Of Public Safety In The Amount Of \$7,472 For Victim/Witness Advocate Equipment Improvements For The Florence County Sheriff's Office.

H. TREASURER – DELINQUENT TAX DIVISION

Pursuant To Policies Approved September 17, 1998 And Amended June 5, 2003, The Florence County Treasurer's Office – Delinquent Tax Division Provided Council With Quarterly Reports On The Following:

- Properties Coded "T" For Investigation, [167]
- Tax Notices Processed As Nulla Bona. [173]

These Reports Are Provided To Council As Information Only. No Action Is Required By Council.

I. PLANNING DEPARTMENT

RATIFY A SCRIVENER'S ERROR [257]
To Ratify A Scrivener's Error Correction Of Parcel Number 54 In Ordinance No. 41-2007/08 Previously Approved By Council On July 17, 2008 To Parcel Number 278.

XIII. OTHER BUSINESS:

A. INFRASTRUCTURE FUND

1. **AMERICAN RED CROSS** [259]
Approve The Expenditure Of Funds From Council District 3 Infrastructure Funding Allocation In An Amount Up To \$8,500.00 For The American Red Cross To Assist In The Replacement Of An Air Conditioning Unit.

2. **TOWN OF COWARD** [263]
Approve The Expenditure Of Funds From Council District 5 Infrastructure Funding Allocation In An Amount Up To \$4,500.00 To The Town Of Coward For Renovations To The Town's Tennis Court.

XIV. EXECUTIVE SESSION:

Pursuant to Section 30-4-70 of the South Carolina Code of Laws 1976, as amended.

- Pending real property transactions

XV. INACTIVE AGENDA:

A. ORDINANCE NO. 18-2007/08

At its regular meeting of January 17, 2008 Council unanimously voted to refer this Ordinance to the Committee on Public Service & County Planning. An Ordinance To Amend The Zoning Ordinance Of Florence County Section 2.5-Table III, Section 3.21, Section 5.2-Table VIII, Section 7.6 And Section 7.7 For Setbacks, Text Errors, Accessory Structure Rules And Commercial And Industrial Property Access.

(Planning Commission approved 9 – 0.)

B. ORDINANCE NO. 34-2007/08

At its regular meeting of June 5, 2007, Council referred this Ordinance to the Committee on Public Service & County Planning, prior to second reading of the Ordinance. An Ordinance To Rezone Property Owned By Sharon M. & Jerry D. Taylor Sr. Located At 3465 James Turner Road, Florence From R-1, Single-Family Residential District To R-3, Single-Family Residential District, Limited Shown On Florence County Tax Map No. 127, Block 1, Parcel 273 Consisting Of 1.56 Acres.

(Planning Commission denied 8 – 1.) (Council District 5)

XVI. ADJOURN:

FLORENCE COUNTY COUNCIL MEETING

August 21, 2008

AGENDA ITEM: Minutes

DEPARTMENT: County Council

ISSUE UNDER CONSIDERATION:

Council is requested to approve the minutes of the July 17, 2008 regular meeting of County Council.

OPTIONS:

1. Approve minutes as presented.
2. Provide additional directive, should revisions be necessary.

ATTACHMENTS:

Copy of proposed Minutes.

**REGULAR MEETING OF THE FLORENCE COUNTY COUNCIL,
THURSDAY, JULY 17, 2008, 9:00 A.M., COUNCIL CHAMBERS,
ROOM 803, CITY-COUNTY COMPLEX, 180 N. IRBY ST.,
FLORENCE, SOUTH CAROLINA**

PRESENT:

K. G. "Rusty" Smith, Jr., Chairman
Waymon Mumford, Vice-Chairman
H. Morris Anderson, Secretary-Chaplain
Mitchell Kirby, Council Member
Russell W. Culberson, Council Member
Johnnie D. Rodgers, Jr., Council Member
Alphonso Bradley, Council Member
James T. Schofield, Council Member
Richard A. Starks, County Administrator
James C. Rushton, III, County Attorney
Connie Y. Haselden, Clerk to Council

ALSO PRESENT:

Kevin V. Yokim, Finance Director
William H. Hoge, Planning & Building Department Director
Ray McBride, Library Director
Sheriff Kenney Boone
Barbara Coker, Sheriff's Office
Kevin Smetana, Morning News Staff Writer

ABSENT:

J. Ken Ard, Council Member

A notice of the regular meeting of the Florence County Council appeared in the July 16, 2008 edition of the **MORNING NEWS**. Copies of the agenda were faxed to members of the media and posted in the lobby of the City-County Complex and on the County's website (www.florenceco.org).

Chairman Smith called the meeting to order. Secretary-Chaplain Anderson gave the invocation and Vice-Chairman Mumford led the Pledge of Allegiance to the American Flag. Chairman Smith welcomed everyone attending the meeting.

APPROVAL OF MINUTES:

Councilman Rodgers made a motion Council approve the minutes of the June 19, 2008 regular meeting of County Council. Councilman Mumford seconded the motion, which was approved unanimously.

Councilman Schofield made a motion Council approve the minutes of the June 26, 2008 special called meeting of County Council. Councilman Anderson seconded the motion, which was approved unanimously.

PUBLIC HEARINGS:

The Chairman opened public hearings for the following items and published the titles:

CONVEYANCE NO. 1

A Conveyance By Florence County To The City Of Florence Of Property Shown And Designated On Tax Assessor's Map No. 90168-01-007.

CONVEYANCE NO. 2

A Conveyance By Florence County To The City Of Florence Of Property Shown And Designated On Tax Assessor's Map No. 90168-01-011.

APPEARANCES:

There were no appearances.

COMMITTEE REPORTS:

EDUCATION, RECREATION, HEALTH & WELFARE COMMITTEE

Committee Chairman Anderson stated the new Environmental Services Animal Control Facility was progressing and encouraged Council and the public to visit the site.

RESOLUTIONS:

RESOLUTION NO. 01-2008/09

The Clerk published the title of Resolution No. 01-2008/09: A Resolution For The Naming Of A Private Road Located Off South Firetower Road In Florence County Shown On Florence County Tax Map Number 308, Block 1, Parcel 110 To H & M Lane; For The Naming Of A Private Road Located Off John Paul Jones Road In Florence County Shown On Florence County Tax Map Number 127, Block 1, Parcel 48 To Randy Lane; For The Naming Of A Private Road Located Off North Irby Street In Florence County Shown On Florence County Tax Map Number 175, Block 1, Parcel 3 To Moses Lane; For The Naming Of A Private Road Located Off South Irby Street Located In Florence County Shown On Tax Map 150, Block 1, Parcels 8, 9, 95 To Banker's Court; For The Naming Of A Private Road Located Off Creek Road In Florence County Shown On Florence County Tax Map Number 63, Block 1, Parcel 1 To Noop Drive. Councilman Rodgers made a motion Council approve the Resolution. Councilman Culberson seconded the motion, which was approved unanimously.

RESOLUTION NO. 02-2008/09

The Clerk published the title of Resolution No. 02-2008/09: A Resolution Designating Sources Of Payment Of Grant Funds By Florence County Relative To The Respective Economic Development Projects Of H. J. Heinz Company And Monster Worldwide, Inc. In An Aggregate Amount Not To Exceed Two Million Four Hundred Seventy-Five Thousand Dollars And Expressing The Intent Of Florence County Council That Florence County Reimburse Itself For Such Payments From The Proceeds Of Special Source Revenue Bonds Of Florence County. Councilman Mumford made a motion Council approve the Resolution. Councilman Culberson seconded the motion, which was approved unanimously.

ORDINANCES IN POSITION:

ORDINANCE NO. 37-2007/08 – THIRD READING

The Clerk published the title of Ordinance No. 37-2007/08: An Ordinance Authorizing And Providing For The Issuance And Sale Of A Not To Exceed \$600,000 General Obligation Bond Of Florence County, South Carolina (Windy Hill/Olanta Rural Volunteer Fire District), Series 2008, Or Such Other Appropriate Series Designation; Fixing The Form And Details Of The Bond; Authorizing The County Administrator To Determine Certain Matters Relating To The Bond; Providing For The Payment Of The Bond And Disposition Of The Proceeds Thereof; And Other Matters Related Thereto. Councilman Rodgers made a motion Council approve third reading of the Ordinance. Councilman Culberson seconded the motion, which was approved unanimously.

ORDINANCE NO. 41-2007/08 – THIRD READING

The Clerk published the title of Ordinance No. 41-2007/08: An Ordinance To Rezone Properties Owned By Cedell And Sylvia C. Burgess Located At 605 Davis Street, Lake City And Leroy Burgess Located In The 400 Block Of Green Haven Avenue, Lake City From R-4, Multi-Family Residential District To RU-1, Rural Community District Shown On Florence County Tax Map No. 00169, Block 31 Parcels 54 And 12 Consisting Of 11.53 +/- Acres. Councilman Rodgers made a motion Council approve third reading of the Ordinance. Councilman Culberson seconded the motion, which was approved unanimously.

ORDINANCE NO. 40-2007/08 – SECOND READING

The Clerk published the title of Ordinance No. 40-2007/08: An Ordinance To Rezone Property Owned By GBA Ships Florence, Inc. Located At 781 St. Andrews Road, Florence From R-1, Single-Family Residential District To PD, Planned Development District Shown On Florence County Tax Map No. 00074, Block 1, Parcel 12 Consisting Of 12.2 +/- Acres. Councilman Mumford made a motion Council approve second reading of the Ordinance. Councilman Culberson seconded the motion, which was approved unanimously.

ORDINANCE NO. 02-2008/09 – INTRODUCED

The Clerk published the title of Ordinance No. 02-2008/09 and the Chairman declared the Ordinance introduced: An Ordinance To Amend Section 6.20 Water And Sewer Systems For New Subdivisions And Section 6.25 Small Family And Private Development-D Of The Florence County Land Development And Subdivision Ordinance And Section 28.6-8 Water And Sewer Systems For New Subdivisions And Section 28.6-85 Small Family And Private Development-D Lots Of The Code Of Ordinances Of Florence County To Provide Additional Exemptions For Percolation Tests And Related Septic Permits.

ORDINANCE NO. 03-2008/09 – INTRODUCED

The Clerk published the title of Ordinance No. 03-2008/09 and the Chairman declared the Ordinance introduced: An Ordinance To Zone Properties Owned By Bryan Miller And Danette P. And Ricky H. Foshee Located Off Of Country Club Drive, Johnsonville To R-1, Single-Family Residential District Shown On Florence County Tax Map No. 00441, Block 5, Parcel 188 Consisting Of 1.2 +/- Acres And Parcel 215 Consisting Of 1.8 +/- Acres.

ORDINANCE NO. 04-2008/09 – INTRODUCED

The Clerk published the title of Ordinance No. 04-2008/09 and the Chairman declared the Ordinance introduced: An Ordinance Classifying Facilities Engaged In The Area Of Research And Development For The Purposes Of Section 53-1-130 Of The Code Of Laws Of South Carolina, 1976, As Amended, Or To Operations Involving A Customer Service Center And/Or Call Center, And Suspending The Application Of The Work Prohibitions Contained In Chapter 1 Of Title 53 With Respect To Such Facilities Pursuant To Section 53-1-160 Of The Code Of Laws Of South Carolina, 1976, As Amended, And Other Matters Relating Thereto.

APPOINTMENTS TO BOARDS AND COMMISSIONS:

PEE DEE REGIONAL AIRPORT AUTHORITY

Councilman Mumford appointed Mr. Leroy Edwards to serve on the Pee Dee Regional Airport Authority representing Florence County, with the appropriate expiration date. (If approved by the Governor, Mr. Edwards will replace Eralphia "Jimmy" Echols who withdrew his application.)

FLORENCE COUNTY POLICY COMMISSION ON RECREATION

Councilman Schofield appointed Mr. Ronnie Summersett to serve on the Florence County Policy Commission on Recreation representing Council District 8. Mr. Summersett will fill the unexpired term (June 30, 2010) of Ms. Shelby Phillips who resigned.

PUBLIC HEARINGS:

There being no signatures on the sign-in sheets, the Chairman closed the public hearings.

REPORTS TO COUNCIL:

ADMINISTRATION

MONTHLY FINANCIAL REPORTS

Monthly financial reports were provided to Council for fiscal year 2008 through May 31, 2008 as an item for the record.

FLORENCE REGIONAL ARTS ALLIANCE

Councilman Anderson made a motion Council approve the temporary use of the former Library by the Arts Alliance for a Holiday Visual Arts Showcase and Sale and ArtsFest 2009 and authorize the County Administrator to execute a temporary letter-form, lease agreement, subject to review by the County Attorney. Councilman Bradley seconded the motion, which was approved unanimously.

LIMITED WARRANTY DEED AND QUIT-CLAIM DEED

Councilman Culberson made a motion Council authorize the Chairman to execute a limited Warranty Deed for Parcel No. 90168-01-007 and a Quit-Claim Deed for Parcel 90168-01-011, the former Planning Building located at 218 W. Evans Street, conveying said parcels to the City of Florence. Councilman Schofield seconded the motion, which was approved unanimously.

EMERGENCY MANAGEMENT DEPARTMENT

GRANT AWARD SOUTH CAROLINA BUDGET AND CONTROL BOARD

Councilman Anderson made a motion Council accept the grant from the South Carolina Budget and Control Board in the amount of \$50,899.78 for the Fiscal Year 2008 First Responder Interoperability Grant to maintain the County's 800 MHz radio system and authorize the designation of appropriate general ledger accounts within the Grant Fund. Councilman Rodgers seconded the motion, which was approved unanimously.

PARKS & RECREATION DEPARTMENT

GRANT AWARD – THE KYLE FOUNDATION, INC.

Councilman Rodgers made a motion Council accept the grant from The Kyle Foundation, Inc. in the amount of \$1,000 to cover costs to acquire artists for children's programming in association with the annual Fall Frenzy at Lynches River County Park hosted by Florence County Parks and Recreation Department and authorize the designation of appropriate general ledger accounts within the Grant Fund. Councilman Anderson seconded the motion, which was approved unanimously.

SHERIFF'S OFFICE

GRANT AWARD – SOUTH CAROLINA DEPARTMENT OF PUBLIC SAFETY

Councilman Kirby made a motion Council accept the grant from the South Carolina Department of Public Safety in the amount of \$44,727 to provide funding for one Criminal Domestic Violence Investigator at the Florence County Sheriff's Office and authorize the designation of appropriate general ledger accounts within the Grant Fund to appropriately account for the FY2009 JAG grant. Councilman Anderson seconded the motion, which was approved unanimously.

GRANT AWARD – SOUTH CAROLINA DEPARTMENT OF PUBLIC SAFETY

Councilman Mumford made a motion Council accept the grant from the South Carolina Department of Public Safety in the amount of \$47,191 to provide funding for one Gang/Juvenile Crime Investigator at the Florence County Sheriff's Office and authorize the designation of appropriate general ledger accounts within the Grant Fund to appropriately account for the FY2009 JAG grant. Councilman Schofield seconded the motion, which was approved unanimously.

TREASURER'S OFFICE

AWARD BID #01-08/09

Councilman Schofield made a motion Council accept the bid of the low responsive bidder, Florence Toyota Scion, for the purchase of one (1) Truck, Pick-up, Compact, 4-Door Extended, Double Cab for Florence County Delinquent Tax in the amount of \$26,591 from funds budgeted within the department, and authorize the County Administrator to execute all associated documents to proceed. Councilman Bradley seconded the motion, which was approved unanimously.

OTHER BUSINESS:

INFRASTRUCTURE FUND:

EBENEZER SITE

Councilman Anderson made a motion Council approve the expenditure of funds from Council District 9 infrastructure funding allocation in an amount up to \$97,079.50 for concrete additions at the Ebenezer Manned Convenience Center Site. Councilman Rodgers seconded the motion, which was approved unanimously. Councilman Schofield asked if the Manned Convenience Centers were historically maintained through infrastructure funding. County Administrator Richard Starks responded that Waste Management maintains everything as it stands and Council had made no general appropriation to improve the surface areas of the individual sites. Councilman Schofield stated he had no objection to the use of infrastructure funds for that purpose but that in the future, as the sites were improved and more sites needed for the County, infrastructure funds would not be adequate. This should be handled through the County budget, not individual infrastructure funds.

UTILITY SYSTEM FUND:

ST. ANDREWS ROAD

Councilman Anderson made a motion Council approve the expenditure of funds from Council District 9 Utility System funding allocation in an amount up to \$41,000.00 for the extension of a water line to St. Andrews Road residents. Councilman Schofield seconded the motion, which was approved unanimously.

COUNCILMAN MUMFORD:

Councilman Mumford commended Sheriff Boone for applying for the grant for the Gang/Juvenile Crime Investigator. This was a very pro-active approach that would be great for Florence County.

COUNCILMAN SCHOFIELD:

Councilman Schofield asked the County Administrator to have Public Works check into any means of enhancing drainage at the Muldrow's Mill Subdivision in the South Florence area.

COUNCILMAN CULBERSON:

Councilman Culberson made a motion to redistribute County-owned equipment from the former Florence Rescue Squad as follows: Items No. 1, 4 and 5 to West Florence Fire Department, Item 2 to the Windy Hill Fire Department and Item 3 to the South Lynches Fire Department. Councilman Mumford seconded the motion, which was approved unanimously.

HONDA CONTRIBUTION:

Chairman Smith expressed appreciation to Honda for a \$25,000 contribution for the new Timmonsville Library. He commended them for their continued community support.

EXECUTIVE SESSION:

Councilman Schofield made a motion Council enter executive session to discuss pending real property transactions, personnel matter concerning Purchasing & Facilities Management, legal brief, and an economic development matter. Councilman Rodgers seconded the motion, which was approved unanimously.

Council entered executive session at 9:30 a.m. Council reconvened at 10:11 a.m.

Subsequent to executive session, Council took the following actions:

QUIT CLAIM DEED – HUGHES WAREHOUSE

Councilman Culberson made a motion Council authorize the County Attorney to proceed with a quit-claim deed for the Hughes Warehouse Road issue. Councilman Mumford seconded the motion, which was approved unanimously.

QUIT CLAIM DEED – NICHOLSON PROPERTY

Councilman Schofield made a motion Council authorize the County Attorney to proceed with a quit-claim deed on the Nicholson strip of property by Honda. Councilman Anderson seconded the motion, which was approved unanimously.

RESOLUTION NO. 03-2008/09

Councilman Anderson published the title of Resolution No. 03-2008/09 and made a motion Council approve the Resolution: A Resolution authorizing an Inducement Agreement Between Florence County, South Carolina (The "County") And General Electric Company Relating To The County's Execution And Delivery Of A Fee Agreement Pursuant To Title 12, Chapter 44, Code Of Laws Of South Carolina, 1976, As Amended.

ORDINANCE NO. 05-2008/09 – INTRODUCED

The Chairman published the title of Ordinance No. 05-2008/09 and declared the Ordinance introduced: An Ordinance Authorizing The Execution And Delivery Of A Fee In Lieu Of Tax Agreement By And Between Florence County, South Carolina (The "County") And General Electric Company (The "Company"); And Other Matters Relating Thereto.

There being no further business to come before Council, Councilman Rodgers made a motion to adjourn. Councilman Mumford seconded the motion, which was approved unanimously.

COUNCIL MEETING ADJOURNED AT 10:12 A.M.

**H. MORRIS ANDERSON
SECRETARY-CHAPLAIN**

**CONNIE Y. HASELDEN
CLERK TO COUNTY COUNCIL**

FLORENCE COUNTY COUNCIL MEETING
August 21, 2008

AGENDA ITEM: Minutes

DEPARTMENT: County Council

ISSUE UNDER CONSIDERATION:

Council is requested to approve the minutes of the July 24, 2008 special called meeting of County Council.

OPTIONS:

1. Approve minutes as presented.
2. Provide additional directive, should revisions be necessary.

ATTACHMENTS:

Copy of proposed Minutes.

SPECIAL CALLED MEETING OF THE FLORENCE COUNTY COUNCIL, THURSDAY, JULY 24, 2008, 9:00 A.M., COUNCIL CHAMBERS, ROOM 803, CITY-COUNTY COMPLEX, 180 N. IRBY ST., FLORENCE, SOUTH CAROLINA

PRESENT:

K. G. "Rusty" Smith, Jr., Chairman
Waymon Mumford, Vice-Chairman
H. Morris Anderson, Secretary-Chaplain
Mitchell Kirby, Council Member
Russell W. Culberson, Council Member
J. Ken Ard, Council Member
Alphonso Bradley, Council Member
James T. Schofield, Council Member
Richard A. Starks, County Administrator
James C. Rushton, III, County Attorney
Connie Y. Haselden, Clerk to Council

ALSO PRESENT:

Ray McBride, Library Director
Chuck Tomlinson, Morning News Staff Writer

ABSENT:

Johnnie D. Rodgers, Jr., Council Member

A notice of the special called meeting of the Florence County Council appeared in the July 23, 2008 edition of the **MORNING NEWS**. Copies of the agenda were faxed to members of the media and posted in the lobby of the City-County Complex and on the County's website (www.florenceco.org).

Chairman Smith called the meeting to order. Secretary-Chaplain Anderson gave the invocation and Vice-Chairman Mumford led the Pledge of Allegiance to the American Flag. Chairman Smith welcomed everyone attending the meeting.

PUBLIC HEARINGS:

The Chairman opened the public hearing for the following Ordinance and the Clerk published the title:

ORDINANCE NO. 04-2008/09

An Ordinance Classifying Facilities Engaged In The Area Of Research And Development For The Purposes Of Section 53-1-130 Of The Code Of Laws Of South Carolina, 1976, As Amended, Or To Operations Involving A Customer Service Center And/Or Call Center, And Suspending The Application Of The Work Prohibitions Contained In Chapter 1 Of Title 53 With Respect To Such Facilities Pursuant To Section 53-1-160 Of The Code Of Laws Of South Carolina, 1976, As Amended, And Other Matters Relating Thereto.

ORDINANCES IN POSITION:

ORDINANCE NO. 04-2008/09 – SECOND READING

The Chairman deferred second reading of Ordinance No. 04-2008/09 until after public hearing of the Ordinance.

ORDINANCE NO. 05-2008/09 – SECOND READING

The Chairman published the title of Ordinance No. 05-2008/09: An Ordinance Authorizing The Execution And Delivery Of A Fee In Lieu Of Tax Agreement By And Between Florence County, South Carolina (The "County") And General Electric Company (The "Company"); And Other Matters Relating Thereto. Councilman Anderson made a motion Council approve second reading of the Ordinance. Councilman Culberson seconded the motion, which was approved unanimously.

PUBLIC HEARINGS:

There being no signatures on the sign-in sheets, the Chairman closed the public hearing.

ORDINANCE NO. 04-2008/09 – SECOND READING

The Chairman stated the Clerk previously published the title of Ordinance No. 04-2008/09: An Ordinance Classifying Facilities Engaged In The Area Of Research And Development For The Purposes Of Section 53-1-130 Of The Code Of Laws Of South Carolina, 1976, As Amended, Or To Operations Involving A Customer Service Center And/Or Call Center, And Suspending The Application Of The Work Prohibitions Contained In Chapter 1 Of Title 53 With Respect To Such Facilities Pursuant To Section 53-1-160 Of The Code Of Laws Of South Carolina, 1976, As Amended, And Other Matters Relating Thereto. Councilman Mumford made a motion Council approve second reading of the Ordinance. Councilman Culberson seconded the motion, which was approved unanimously.

There being no further business to come before Council, Councilman Culberson made a motion to adjourn. Councilman Kirby seconded the motion, which was approved unanimously.

COUNCIL MEETING ADJOURNED AT 9:10 A.M.

**H. MORRIS ANDERSON
SECRETARY-CHAPLAIN**

**CONNIE Y. HASELDEN
CLERK TO COUNTY COUNCIL**

FLORENCE COUNTY COUNCIL MEETING

August 21, 2008

AGENDA ITEM: Public Hearings

DEPARTMENT: County Council

ISSUE UNDER CONSIDERATION:

Council will hold a public hearing to receive public comment with regard to the following:

ORDINANCE NO. 05-2008/09

An Ordinance Authorizing The Execution And Delivery Of A Fee In Lieu Of Tax Agreement By And Between Florence County, South Carolina (The "County") And General Electric Company (The "Company"); And Other Matters Relating Thereto.

FLORENCE COUNTY COUNCIL MEETING

August 21, 2008

AGENDA ITEM: Resolution of Recognition
Florence Phantoms Professional Indoor Football Team

DEPARTMENT: County Council

ISSUE UNDER CONSIDERATION:

A Resolution In Recognition Of The Outstanding Athletic Endeavors By The Florence Phantoms Professional Indoor Football Team In Winning The 2008 American Indoor Football Association (AIFA) Crown In The AIFA Bowl II.

OPTIONS:

1. *(Recommended)* Approve and Present the Resolution of Recognition
2. Provide An Alternate Directive

ATTACHMENT:

Copy of Proposed Resolution of Recognition

STATE OF SOUTH CAROLINA)

RESOLUTION OF RECOGNITION

COUNTY OF FLORENCE)

WHEREAS, this group of professional athletes formed a cohesive team and demonstrated extraordinary skills and abilities in athletic competition; and

WHEREAS, these professional athletes persevered and remained dedicated throughout a long and arduous season aspiring to the goals they set for themselves; and

WHEREAS, these professional athletes represented and brought honor to their team, families, community, Florence County and the State of South Carolina by winning the 2008 American Indoor Football Association Crown; and,

WHEREAS, the Phantoms experienced the best turn around in league history going from four wins in 2007 to thirteen wins and capturing the East Division Title as well as the Eastern Conference Championship in 2008; and

WHEREAS, the Florence County Council deems it appropriate to recognize the skill, perseverance, hard work and determination of **THE 2008 FLORENCE PHANTOMS PROFESSIONAL INDOOR FOOTBALL TEAM, COACHES, OWNERS and STAFF** for their athletic accomplishments and victories.

NOW, THEREFORE, BE IT RESOLVED, that the Florence County Council, on behalf of a proud citizenry, wishes to recognize the skill, perseverance, hard work and determination of **THE 2008 FLORENCE PHANTOMS PROFESSIONAL INDOOR FOOTBALL TEAM: Omar Jacobs, Jonathon Wedlock, Junior Louissant, Reggie Butler, Ryan Beneby, Tres Moses, A. J. Bennett, Reggie Glover, C. J. Washington, Tory Pettigrew, James Charles, Larry Lindsey, Cory Groover, Altariq Brown, Ryan Brown, Leonard Moore, Nick Freet, Eric Potochney, Jack Fenelon, Larry Thompson, Otheese Wells, Rontrell Woodruff, Deon Lewis, Ray Johnson, Adam Durham, Preston Johnson, Derrick Scott, Owner Barbara Spigner, Co-Owner Anastene Etienne, Vice President of Operations Bennie King, Head Coach Tavares Bowens, Offensive Coordinator Aso Pogi, Offensive and Defensive Line Coach Mike Watson, and Defensive Back Coach Lamont Ransby.**

Congratulations on a job well done!!

DONE, in meeting duly assembled this 21st day of August 2008.



FLORENCE COUNTY COUNCIL:


K.G. Rusty Smith, Jr., Chairman


Connie Y. Haselden, Clerk to Council

FLORENCE COUNTY COUNCIL MEETING

August 21, 2008

AGENDA ITEM: Appearances Before Council
 Tom Baldwin, Project Director
 Southern Management Group

DEPARTMENT: Administration

ISSUE UNDER CONSIDERATION:

At its regular meeting of June 7, 2007 Council authorized the Chairman and County Administrator to execute a contract with Southern Management Group (SMG) for Tom Baldwin to further develop core concepts and cost estimates for judicial facility space expansion and security improvement for Florence County utilizing all options available. Pursuant to the terms of the contract, Mr. Baldwin will appear before Council to make a presentation on options for a proposed Judicial Center.

FLORENCE COUNTY COUNCIL MEETING

August 21, 2008

AGENDA ITEM: Appearances Before Council
Bryan and Angelia Gardner

DEPARTMENT: Administration

ISSUE UNDER CONSIDERATION:

Mr. And Mrs. Gardner Request To Appear Before Council Concerning The Rezoning Requested By Sharon And Jerry Taylor And Cynthia Matthews.

ATTACHMENT:

Copy of Request to Appear Received Via Email from Mrs. Gardner

Connie Haselden

From: Angie Gardner [angie.gardner.lev2@statefarm.com]

Sent: Friday, August 08, 2008 2:33 PM

To: Connie Haselden

Subject: County Council Meeting

Hi Connie,

My husband(Bryan) and I would like to be added to the agenda to speak at the next council meeting concerning the rezoning requested by Sharon and Jerry Taylor and Cynthia Matthews.

Thanks for your help,

Angelia Gardner

FLORENCE COUNTY COUNCIL MEETING

August 21, 2008

AGENDA ITEM: Appearances Before Council
Sharon M. Taylor

DEPARTMENT: Administration

ISSUE UNDER CONSIDERATION:

Mrs. Taylor Requests To Appear Before Council To Discuss Matters Relating To PC#2008-52 (Ordinance No. 07-2008/09).

ATTACHMENT:

Copy of Request to Appear Received Via Email from Mrs. Taylor

Connie Haselden

From: Jsfarm2@aol.com
Sent: Wednesday, July 30, 2008 9:58 AM
To: Connie Haselden
Subject: Appearance at County Council on August 21

Connie,
Please add my name to the agenda to appear at the County Council meeting on August 21, 2008. The subject PC#2008-52, Florence County.
Thanking you in advance.
Sharon M. Taylor

Get fantasy football with free live scoring. [Sign up for FanHouse Fantasy Football today.](#)

FLORENCE COUNTY COUNCIL MEETING

August 21, 2008

AGENDA ITEM: Appearances Before Council
James K. Ward

DEPARTMENT: Administration

ISSUE UNDER CONSIDERATION:

Mr. Ward Requests To Appear Before Council To Discuss Matters Relating To
PC#2008-52 (Ordinance No. 07-2008/09) Regarding the Rezoning.

ATTACHMENT:

Copy of Request to Appear Received Via Email from Mrs. Taylor on behalf of Mr. Ward

Connie Haselden

From: Jsfarm2@aol.com
Sent: Monday, August 04, 2008 11:31 PM
To: Connie Haselden
Cc: JWard830@sc.rr.com
Subject: Appearance on County Council Agenda for August 21st @ 6:00 pm

Connie,

Please add Mr. James K. Ward to the August 21, 2008 agenda.

The item #PC 2008-58 regarding the rezoning.

Mr. Ward's email address is JWard830@sc.rr.com.

His mailing address is 3403 James Turner Road, Effingham, South Carolina 29541.

Thanking you in advance.

Sharon M. Taylor

3501 James Turner Road

Effingham, South Carolina 29541

Looking for a car that's sporty, fun and fits in your budget? [Read reviews on AOL Autos.](#)

FLORENCE COUNTY COUNCIL MEETING

Item For Meeting On: Thursday, August 21, 2008

AGENDA ITEM: Ordinance No. 40-2007/08
Third Reading

DEPARTMENT: Planning and Building Inspections

William N. Hoge

ISSUE UNDER CONSIDERATION:

[An Ordinance To Rezone Property Owned By GBA Ships Florence, Inc. Located At 781 St. Andrews Road, Florence From R-1, Single-Family Residential District To PD, Planned Development District Shown On Florence County Tax Map No. 00074, Block 1, Parcel 12 Consisting Of 12.2 +/- Acres.]

POINTS TO CONSIDER:

1. The property is located in Council District 9.
2. The property currently has a fellowship center located on the lot with the majority of the lot wooded.
3. The property is currently zoned R-1, Single Family Residential District.
4. The applicants wish to rezone the property to PD, Planned Development District.
5. The property is surrounded by residential properties.
6. This property is designated in an Existing Residential area according to the Comprehensive Plan.
7. This request does comply with the Comprehensive Plan.

OPTIONS:

1. (*Recommended*) Approval of Ordinance No. 40-2007/08 To Rezone Property Owned By GBA Ships Florence, Inc. Located At 781 St. Andrews Rd, Florence From R-1, Single-Family Residential District To PD, Planned Development District Shown On Florence County Tax Map No. 00074, Block 1, Parcel 12 Consisting Of 12.2 +/- Acres.
(*Planning Commission approved 8-0.*) (*Council District 9*)
2. Provide An Alternative Directive

Attachments:

Copies of the following are attached:

1. Ordinance No. 40-2007/08
2. Staff Report – PC#2008-35
3. Vicinity map
4. Location map
5. Comprehensive Land Use Plan map
6. Zoning map
7. Aerial photograph
8. Master plan
9. Conceptual drawing
10. Comprehensive Plan information
11. Zoning Ordinance information

Sponsor(s) : Planning Commission
 Planning Commission Consideration : May 27, 2008
 Planning Commission Public Hearing : May 27, 2008
 Planning Commission Recommendation : May 27, 2008 [Approved 8-0]
 First Reading/Introduction : June 19, 2008
 Committee Referral : N/A
 Second Reading : July 17, 2008
 Third Reading : August 21, 2008
 Effective Date : Immediately

I, _____,
 Council Clerk, certify that this
 Ordinance was advertised for
 Public Hearing on _____.

ORDINANCE NO. 40-2007/08

COUNCIL-ADMINISTRATOR FORM OF GOVERNMENT FOR FLORENCE COUNTY

[An Ordinance To Rezone Property Owned By GBA Ships Florence, Inc. Located At St. Andrews Road, Florence From R-1, Single-Family Residential District To PD, Planned Development District Shown On Florence County Tax Map No. 00074, Block 1, Parcel 12 Consisting Of 12.2 +/- Acres.]

WHEREAS:

1. Article 9, Section 9.1 entitled "Intent" of Chapter 30-Zoning Ordinance of the Florence County Code establishes that Florence County Council must be satisfied that applications for amendments to the Zoning Atlas of Florence County are not injurious from a public health, safety, and general welfare outlook and the effect of the change will not negatively impact the immediate environs or the County generally; and
2. Article 9, Section 9.5 entitled "Administrative Procedures, Action" of Chapter 30-Zoning Ordinance of the Florence County Code for Florence County republished January, 2008, provides a procedure for amending the Official Zoning Map of the County of Florence; and
3. The procedure has been followed by the Florence County/Municipal Planning Commission at a public hearing on May 27, 2008.

NOW THEREFORE, BE IT ORDANINED BY COUNTY COUNCIL OF THE COUNTY OF FLORENCE, SOUTH CAROLINA, IN MEETING DULY ASSEMBLED BY THE AUTHORITY THEREOF, THAT:

1. Property located at 781 St. Andrews Road bearing Tax Map 00074, Block 1, Parcel 12 is hereby rezoned to PD, Planned Development in accordance with the attached development plan.

I. The Planned Development rezoning shall be with the following conditions:

- Allowed Uses (NAICS):
 Church (813110)
 Office Building (561)
 Distribution Center (424)
 Book Store (424)
 Town Home Units (81411)

Setback Requirements:

30 foot setback around property

Town homes will have a 25 foot setback from property line

Tree Protection

Trees in setback areas and non-buildable areas will remain undisturbed

Signs

Small OM Ships sign on St. Andrews Rd: 9' - 6" wide x 5' - 6" tall x 1' - 9" thick / brick column

Large OMS sign on Southborough Rd: 8' - 0 " wide x 11' - 0" tall x 1' - 8" thick

II. Said property being officially rezoned to the classification Planned Development (PD), the official zoning map of Florence County is so amended to reflect said change.

- 2. Provisions in other Florence County ordinances in conflict with this Ordinance are hereby repealed.
- 3. If any provision of this Ordinance or the application thereof to any person or circumstance is held invalid, the invalidity does not affect other provisions or applications of the Ordinance which can be given effect without the invalid provision or application and to this end, the provisions of this Ordinance are severable.

ATTEST:

SIGNED:

Connie Y. Haselden, Council Clerk

K. G. Rusty Smith, Jr., Chairman

Approved as to Form and Content
James C. Rushton, III, County Attorney

COUNCIL VOTE:
OPPOSED:
ABSENT:

**STAFF REPORT
TO THE
FLORENCE COUNTY/MUNICIPAL PLANNING COMMISSION
May 27, 2008
PC#2008-35
ORDINANCE NO. 40-2007/08**

Subject: Rezoning request to PD, Planned Development District from R-1, Single-Family Residential District

Location: Property located at 781 St. Andrews Rd. in Florence County

Tax Map Number: 00074, Block 1, Parcel 12

Council District(s): 9, County Council

Owner of Record: Community Bible Fellowship

Applicant: Harald Smit

Land Area: Approximately 12.2 acres

Existing Land Use and Zoning:

The subject property is mostly undeveloped and has an active church on the property. The property is currently zoned R-1, Single-Family Residential District.

Proposed Land Use and Zoning:

The applicant proposes to zone the subject property to PD, Planned Development to facilitate a land use of a church, office building, distribution center, bookstore, and town home units.

Surrounding Land Use and Zoning:

North: Residential use / R-4, Florence County
South: Residential use / R-1, Florence County
East: Residential use / R-1, Florence County
West: Residential use / R-4, Florence County

Florence County Comprehensive Plan:

The subject property currently has the land use designation of Existing Residential. The applicant has requested to zone this property as a PD. This request complies with the Comprehensive Plan.

Staff Analysis:

Access and Circulation- Emergency access to the property will be by way of St. Andrews Rd and Southborough Rd.

Water and Sewer Availability- These services will be provided by the City of Florence Public Works.

Adjacent Waterways/Bodies of Water/Flood Zone- There does not appear to be any waterway/body of water adjacent to the property. The property is not located in a flood zone.

Background- The applicant is requesting to change the zoning of the properties from R-1, Single-Family Residential District to PD, Planned Development District.

Traffic Review- The proposed change in zoning should have little effect on the traffic flow.

Florence County/Municipal Planning Commission: May 27, 2008

The eight Planning Commission members present approved the rezoning request unanimously at the meeting held on May 27, 2008.

Florence County/Municipal Planning Commission Recommendation:

The Planning Commission recommends approval of the rezoning request by Florence County Council based on the request being in compliance with the Comprehensive Plan.

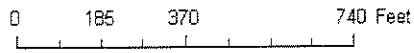


0 150 300 600 Feet

Map Prepared by: RWE
 Copyright 2007: Florence County/Municipal Planning
 & Building Inspections Department
 Geographic Information Systems
 2007

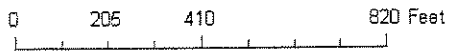
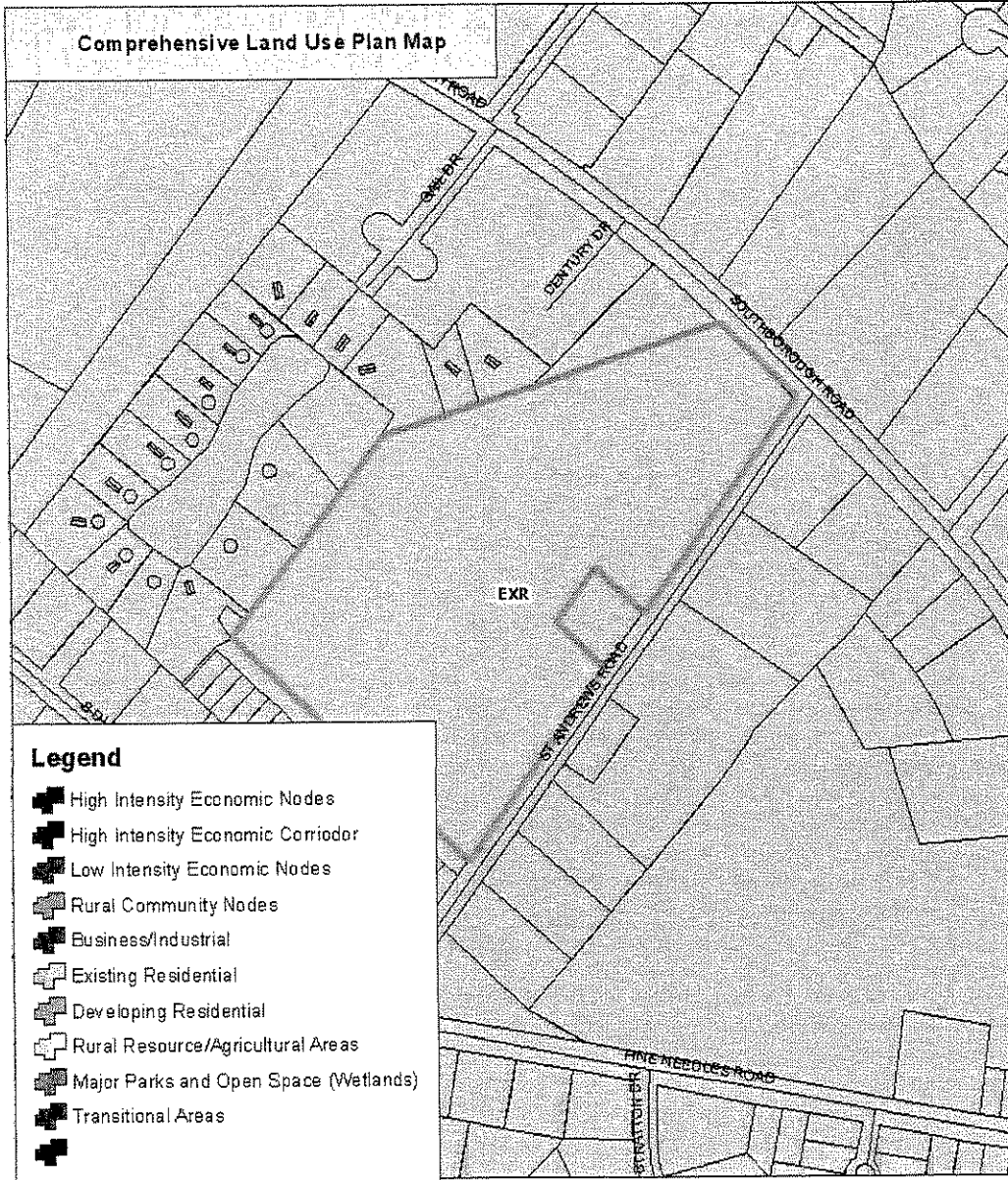


COUNTY COUNCIL DISTRICT(S): 9
PC#2008-35




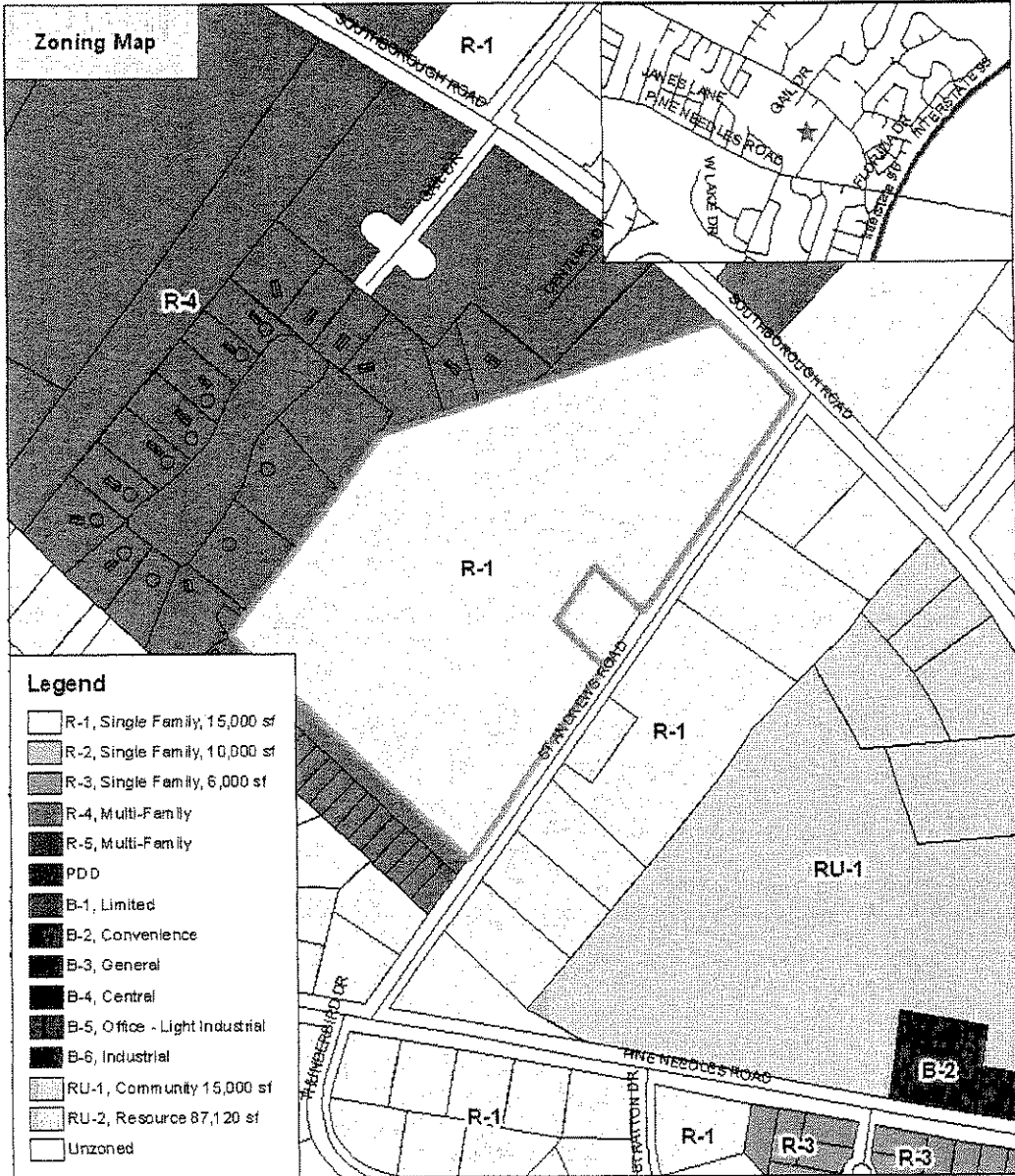
Map Prepared by: RWE
 Copyright 2007: Florence County/Municipal Planning
 & Building Inspections Department
 Geographic Information Systems
 2007

COUNTY COUNCIL DISTRICT(S): 9
PC#2008-35



Map Prepared by: RWE
 Copyright 2007: Florence County/Municipal Planning
 & Building Inspections Department
 Geographic Information Systems
 2007

COUNTY COUNCIL DISTRICT(S): 9
 PC#2008-35



Map Prepared by: RWE
 Copyright 2007: Florence County/Municipal Planning
 & Building Inspections Department
 Geographic Information Systems
 2007

COUNTY COUNCIL DISTRICT(S): 9
PC#2008-35

Florence County 2003 Orthophotography Map





0 160 320 640 Feet


Map Prepared by: RWE
Copyright 2007: Florence County/Municipal Planning
& Building Inspections Department
Geographic Information Systems
2007




COUNTY COUNCIL DISTRICT(S): 9
PC#2006-35









Comprehensive Plan Attachment:

Residential Areas Existing Residential

Existing residential areas represent one of the most important resources in the county. As such, the retention and protection of such areas are paramount.

Objective

The objective of this designation is to identify and protect the character and present use of residential resources (existing neighborhoods and subdivisions) and to prohibit development which would compromise or infringe on the prevailing character or continued use of such resources for residential purposes. Also, this designation is designed to promote in-filling of such areas with like uses as an efficient means of meeting future housing demands, and limiting sprawl.

Strategy

The following strategies are designed to implement the objective of this classification.

- ✓ Identify and map such areas.
- ✓ Structure and apply zoning and development regulations aimed at protecting the use and integrity of such areas.
- ✓ Monitor existing subdivisions for sign of change of use and/or deteriorating conditions, and take appropriate action to stabilize and/or revitalize such areas for continued residential use.

Plan Compliance Matrix

PLAN MAP OBJECTIVES (Summary)	USE IN ACCORD WITH PLAN MAP OBJECTIVES	USES AT VARIANCE WITH PLAN MAP OBJECTIVES
Protect and sustain existing residential areas, including property values and amenities	<ul style="list-style-type: none"> ❖ Single-family detached, site built dwellings ❖ Manufactured housing compatible with design characteristics, safety, and habitability standards required of site built housing ❖ Institutional uses in support of and compatible with residential uses, e.g. schools, churches, parks, and recreation facilities 	<ul style="list-style-type: none"> ❖ Most non-residential uses, including commercial, industrial, and business uses ❖ Multi-family residential uses ❖ Mobile and Manufactured homes not meeting standards for inclusion with single-family site built dwellings

ZONING ORDINANCE ATTACHMENT

PD, Planned Development District

The intent of the Planned Development District is to encourage flexibility in the development of land in order to promote its most appropriate use; and to do so in a manner that will enhance public health, safety, morals, and general welfare.

Within the PD, regulations adapted to unified planning and development are intended to accomplish the purpose of zoning and other applicable regulations to an equivalent or higher degree than where such regulations are designed to control unscheduled development on individual lots or tracts, promote economical and efficient land use, provide an improved level of amenities, foster a harmonious variety of uses, encourage creative design, and produce a better environment.

In view of the substantial public advantage of “planned development”, it is the intent of these regulations to promote and encourage or require development in this form where appropriate in character, timing, and location, particularly in large undeveloped tracts.

FLORENCE COUNTY COUNCIL SPECIAL MEETING

August 21, 2008

AGENDA ITEM: Third Reading of Ordinance No. 04-2008/09

DEPARTMENT: County Council

ISSUE UNDER CONSIDERATION:

(Classifying Facilities Engaged In The Area of Research and Development For The Purposes Of Section 53-1-130 Of The Code Of Laws Of South Carolina, 1976, As Amended, Or To Operations Involving A Customer Service Center And/Or Call Center, And Suspending The Application Of The Work Prohibitions Contained In Chapter 1 Of Title 53 With Respect To Such Facilities Pursuant To Section 53-1-160 Of The Code Of Laws Of South Carolina, 1976, As Amended, And Other Matters Relating Thereto.)

OPTIONS:

1. *(Recommended)* Approve Third Reading of Ordinance No. 04-2008/09.
2. Provide an Alternate Directive.

ATTACHMENTS:

A copy of Ordinance No. 04-2008/09.

Sponsor(s) : County Council
 First Reading/Introduction : July 17, 2008
 Committee Referral : N/A
 Committee Consideration Date : N/A
 Committee Recommendation : N/A
 Public Hearing : July 24, 2008
 Second Reading : July 24, 2008
 Third Reading : August 21, 2008
 Effective Date : Immediately

I, _____,
 Council Clerk, certify that this
 Ordinance was advertised for
 Public Hearing on _____.

ORDINANCE NO. 04-2008/09

COUNCIL-ADMINISTRATOR FORM OF GOVERNMENT FOR FLORENCE COUNTY

(Classifying Facilities Engaged In The Area of Research and Development For The Purposes Of Section 53-1-130 Of The Code Of Laws Of South Carolina, 1976, As Amended, Or To Operations Involving A Customer Service Center And/Or Call Center, And Suspending The Application Of The Work Prohibitions Contained In Chapter 1 Of Title 53 With Respect To Such Facilities Pursuant To Section 53-1-160 Of The Code Of Laws Of South Carolina, 1976, As Amended, And Other Matters Relating Thereto.)

WHEREAS:

1. The provisions of Chapter 1 of Title 53 of the Code of Laws of South Carolina, 1976, as amended (the "Code") prohibit the engagement in work, labor, or ordinary business on Sundays prior to 1:30 p.m., subject to numerous exceptions and exemptions; and
2. Such exceptions and exemptions include, among other things, research and development operations of any person including the support services necessary for those operations for which the economical operation must engage in a continuous process; and
3. Section 53-1-160(A) of the Code also provides that a county governing body may, by ordinance, suspend the application of Sunday work prohibitions contained in Chapter 1 of Title 53 of the Code; and
4. Florence County (the "County") is home to numerous businesses engaged in research and development, customer service centers, and call centers, on behalf of themselves and other businesses, which businesses employ hundreds of residents in the County and are an integral part of the County's economy; and
5. Officials of the County have been advised that, in light of the current global, e-commerce environment, operations of certain research and development, customer service centers, and call centers, must be carried out continuously to ensure a timely, efficient, and competitive delivery of such services, and thus must take place between midnight and 1:30 p.m. on Sunday; and
6. Officials of the County have been advised that research and development centers have heretofore been considered exempt from Sunday work prohibitions of Chapter 1 of Title 53 pursuant to Section 53-1-130 of the Code in that they are involved in research and development; and
7. In addition to such exemption, Florence County Council, the governing body of Florence County ("Council"), in order to foster a competitive, pro-business environment in the County by retaining

and attracting research and development, customer service centers, and call centers and the jobs they entail, has determined to provide an express suspension of the application of Sunday work prohibitions contained in Chapter 1 of Title 53 of the Code pursuant to Section 53-1-160(A) of the Code with respect to all research and development, customer service center, and call center facilities in the County; and

8. Council has determined that such a suspension of Sunday work prohibitions contained in Chapter 1 of Title 53 of the Code with respect to research and development, customer service center, and call center facilities is essential to the operation of such facilities in the County; that it will promote a healthy and competitive local economy, preserve existing jobs and encourage the creation of new jobs; and that the operation of such facilities prior to 1:30 p.m. on Sunday is consistent with other express exemptions to Sunday work prohibitions contained in Chapter 1 of Title 53 of the Code and will not impair the policy objectives of Chapter 1 of Title 53 of the Code in light of the existing exemptions set forth above.

NOW THEREFORE BE IT ORDAINED BY THE FLORENCE COUNTY COUNCIL DULY ASSEMBLED THAT:

Article I

Classification and Exemption of Existing Research and Development, Customer Service Center and Call Center Entities

Section 1.01 Classification and Exemption Pursuant to Section 53-1-130 of the Code

All facilities engaged in research and development operations including support services necessary for those operations requiring continuous and uninterrupted operation for which economical operation must engage in a continuous process are hereby classified as facilities exempt from work restrictions on Sunday as set forth in Section 53-1-130 of the Code.

Article II

Suspension of Sunday Work Prohibitions with Respect to Customer Centers and Call Center Facilities

Section 2.01 Suspension of Prohibitions

Pursuant to the authorization contained in Section 53-1-160(A) of the Code, Council by this ordinance suspends the application in the County of the Sunday work prohibitions contained in Chapter 1 of Title 53 of the Code with respect to the operation of all facilities engaged in customer service center or call center entities, either on behalf of the owner of such facility or another business and industry.

Section 2.02 Other Prohibitions to Remain in Effect

All other Sunday work prohibitions not otherwise exempted by statute or previous action of Council shall remain in full force and effect.

Article III
Miscellaneous

Section 3.01 Severability

If any provision of this Ordinance shall be deemed unlawful or otherwise ineffective, the remaining provisions of this Ordinance shall remain in full force and effect.

Section 3.02 Time Effective

This Ordinance shall take effect upon third reading.

ATTEST:

SIGNED:

Connie Y. Haselden, Council Clerk

K. G. Rusty Smith, Jr., Chairman

Approved as to Form and Content
James C. Rushton, III, County Attorney

COUNCIL VOTE:

OPPOSED:

ABSENT:

DRAFT

FLORENCE COUNTY COUNCIL MEETING

August 21, 2008

AGENDA ITEM: Third Reading - Ordinance No. 05-2008/09

DEPARTMENT: County Council

ISSUE UNDER CONSIDERATION:

(An Ordinance Authorizing The Execution And Delivery Of A Fee In Lieu Of Tax Agreement By And Between Florence County, South Carolina (The "County") And General Electric Company (The "Company"); And Other Matters Relating Thereto.)

OPTIONS:

1. *(Recommended)* Approve Third Reading of Ordinance No. 05-2008/09.
2. Provide an Alternate Directive.

ATTACHMENTS:

1. Ordinance No. 05-2008/09.
2. Fee Agreement between Florence County and General Electric Company.

Sponsor(s) : County Council
 First Reading/Introduction : July 17, 2008
 Committee Referral : N/A
 Committee Consideration Date : N/A
 Committee Recommendation : N/A
 Second Reading : July 26, 2008
 Public Hearing : August 21, 2008
 Third Reading : August 21, 2008
 Effective Date : Immediately

I, _____,
 Council Clerk, certify that this
 Ordinance was advertised for
 Public Hearing on _____.

ORDINANCE NO. 05-2008/09

COUNCIL-ADMINISTRATOR FORM OF GOVERNMENT FOR FLORENCE COUNTY

(An Ordinance Authorizing The Execution And Delivery Of A Fee In Lieu Of Tax Agreement By And Between Florence County, South Carolina (The "County") And General Electric Company (The "Company"); And Other Matters Relating Thereto.)

WHEREAS:

1. Florence County, South Carolina (the "County"), acting by and through its County Council (the "County Council"), is authorized and empowered under and pursuant to the provisions of Title 12, Chapter 44 of the Code of Laws of South Carolina, 1976, as amended (the "Act"), to cause to be acquired, properties (which such properties constitute "projects" as defined in the Act) and to enter into agreements with any industry to provide for the construction, operation, maintenance and improvement of such projects; to enter into or allow financing agreements with respect to such projects; and, to accept any grants for such projects through which powers the industrial development of the State of South Carolina (the "State") will be promoted and trade developed by inducing manufacturing and commercial enterprises to locate and remain in the State and thus utilize and employ the manpower, agricultural products and natural resources of the State and benefit the general public welfare of the County by providing services, employment, recreation or other public benefits not otherwise provided locally; and
2. The County is authorized by the Act to execute a fee in lieu of tax agreement, as defined in the Act, with respect to any such project; and
3. General Electric Company, a company duly qualified to transact business in South Carolina, and known to County Council at the time of enactment of this Ordinance (referred to hereinafter as the "Company"), has requested the County to participate in executing an Inducement and Millage Rate Agreement (the "Inducement Agreement"), and a fee in lieu of tax agreement, (the "Fee Agreement") pursuant to the Act for the purpose of authorizing and of acquiring, by purchase and construction and installation of, certain machinery, equipment, fixtures and furnishings for the purpose of the operation of such facilities related to the business and other legal activities of the Company and its affiliates (the "Project"), all as more fully set forth in the Fee Agreement attached hereto; and
4. The Project involves a minimum capital investment by the Company in the County of at least Two Million Five Hundred Thousand Dollars (\$2,500,000); and
5. The Company anticipates that upon completion the Project will allow the Company to maintain employment for its employees in the County; and

6. The County has determined that the Project would benefit the general public welfare of the County by providing service, employment, recreation or other public benefits not otherwise provided locally; and, that the Project gives rise to no pecuniary liability of the County or incorporated municipality or a charge against the general credit or taxing power of either; and, that the purposes to be accomplished by the Project, i.e., economic development, creation of jobs, and addition to the tax base of the County, are proper governmental and public purposes; and, that the inducement of the location or expansion of the Project within the County and State is of paramount importance; and, that the benefits of the Project will be greater than the costs; and
7. The County has determined on the basis of the information supplied to it by the Company that the Project would be a "project" as that term is defined in the Act and that the Project would subserve the purposes of the Act; and
8. The County Council has previously determined to enter into and execute the aforesaid Inducement Agreement and the Fee Agreement with the Company and to that end has, by its Resolution adopted on July 17, 2008, authorized the execution of an Inducement Agreement; and
9. It appears that the instruments above referred to, which are now before this meeting, are in appropriate form and are appropriate instruments to be executed and delivered by the County for the purposes intended.

NOW, THEREFORE, BE IT ORDAINED BY THE FLORENCE COUNTY COUNCIL DULY ASSEMBLED THAT:

Section 1. In order to promote industry, develop trade and utilize and employ the manpower, agricultural products and natural resources of the State by assisting the Company in the acquisition and installation by the Company of various machinery, equipment, furnishings and fixtures in the Company's existing manufacturing facilities, all as a part of the Project to be utilized for the purpose of its manufacturing operations, is hereby authorized, ratified and approved.

Section 2. It is hereby found, determined and declared by the County Council, as follows:

- (a) Based solely upon representations of the Company, the Project will constitute a "project" as said term is referred to and defined in the Act and the County's actions herein will subserve the purposes and in all respects conform to the provisions and requirements of the Act;
- (b) The Project and the payments in lieu of taxes set forth herein are beneficial to the County;
- (c) The terms and provisions of the Inducement Agreement are incorporated herein and made a part hereof;
- (d) The Project will benefit the general public welfare of the County by providing service, employment, recreation or other public benefits not otherwise provided locally;
- (e) The Project gives rise to no pecuniary liability of the County or incorporated municipality or a

charge against the general credit or taxing power of either;

(f) The purposes to be accomplished by the Project, i.e., economic development, maintaining jobs, and addition to the tax base of the County, are proper governmental and public purposes;

(g) The inducement of the location or expansion of the Project within the County and State is of paramount importance; and,

(h) The benefits of the Project will be greater than the costs.

Section 3. The forms, terms and provisions of the Fee Agreement presented to this meeting and filed with the Clerk of the County Council are hereby approved and all of the terms, provisions and conditions thereof are hereby incorporated herein by reference as if the Fee Agreement were set out in this Ordinance in its entirety. The Chairman of the County Council and the County Administrator are hereby authorized, empowered and directed to execute, acknowledge and deliver the Fee Agreement in the name of and on behalf of the County, and thereupon to cause the Fee Agreement to be delivered to the Company. The Fee Agreement is to be in substantially the form now before this meeting and hereby approved, or with such minor changes therein as shall be approved by the officials of the County executing the same, their execution thereof to constitute conclusive evidence of their approval of any and all changes or revisions therein from the form of the Fee Agreement now before this meeting.

Section 4. The Chairman of the County Council and the County Administrator, for and on behalf of the County, are hereby authorized and directed to do any and all things necessary to effect the execution and delivery of the Fee Agreement and the performance of all obligations of the County under and pursuant to the Fee Agreement.

Section 5. The provisions of this Ordinance are hereby declared to be separable and if any section, phrase or provisions shall for any reason be declared by a court of competent jurisdiction to be invalid or unenforceable, such declaration shall not affect the validity of the remainder of the sections, phrases and provisions hereunder.

Section 6. All orders, resolutions, ordinances and parts thereof in conflict herewith are, to the extent of such conflict, hereby repealed and this Ordinance shall take effect and be in full force from and after its passage and approval.

ATTEST:

SIGNED:

Connie Y. Haseiden, Council Clerk

K. G. Rusty Smith, Jr., Chairman

COUNCIL VOTE:

OPPOSED:

ABSENT:

Approved as to Form and Content
James C. Rushton, III, County Attorney

STATE OF SOUTH CAROLINA)
)
COUNTY OF FLORENCE)

I, the undersigned Clerk of the Florence County Council, State and County aforesaid, do hereby certify as follows:

1. The foregoing constitutes a true, correct and verbatim copy of a Resolution adopted by the Florence County Council at a duly called and properly conducted meeting on _____, 2008.

2. The original of the attached Resolution is duly entered in the permanent records of minutes of meetings of the Florence County Council which are in my custody as Clerk.

IN WITNESS WHEREOF, I have hereunto set my hand and the seal of Florence County on this _____ day of _____, 2008.



Connie Y. Haselden
Clerk to County Council

[SEAL]

FEE AGREEMENT

between

FLORENCE COUNTY, SOUTH CAROLINA

and

GENERAL ELECTRIC COMPANY

Dated as of August 21, 2008

DRAFT

TABLE OF CONTENTS

Page

RECITALS 1

ARTICLE I DEFINITIONS 3

ARTICLE II REPRESENTATIONS AND WARRANTIES 9

 SECTION 2.1 REPRESENTATIONS OF THE COUNTY 9

 SECTION 2.2 REPRESENTATIONS OF THE COMPANY 10

 SECTION 2.3 ENVIRONMENTAL INDEMNIFICATION 11

ARTICLE III COMMENCEMENT AND COMPLETION OF THE PROJECT 12

 SECTION 3.1 THE PROJECT 12

 SECTION 3.2 DILIGENT COMPLETION 12

 SECTION 3.3 INVESTMENT BY AFFILIATES 12

ARTICLE IV PAYMENTS IN LIEU OF TAXES 13

 SECTION 4.1 NEGOTIATED PAYMENTS 13

 SECTION 4.2 COST OF COMPLETION 15

 SECTION 4.3 PAYMENTS IN LIEU OF TAXES ON REPLACEMENT PROPERTY 16

 SECTION 4.4 REDUCTIONS IN PAYMENTS OF TAXES UPON REMOVAL, CONDEMNATION OR CASUALTY 17

 SECTION 4.5 PLACE AND ALLOCATION OF PAYMENTS IN LIEU OF TAXES 18

 SECTION 4.6 REMOVAL OF EQUIPMENT 18

 SECTION 4.7 DAMAGE OR DESTRUCTION OF PROJECT 18

 SECTION 4.8 CONDEMNATION 19

 SECTION 4.9 MAINTENANCE OF EXISTENCE 20

 SECTION 4.10 INDEMNIFICATION COVENANTS 20

 SECTION 4.11 CONFIDENTIALITY/LIMITATION ON ACCESS TO PROJECT 20

 SECTION 4.12 ASSIGNMENT AND SUBLETTING 21

 SECTION 4.13 EVENTS OF DEFAULT 22

 SECTION 4.14 REMEDIES ON DEFAULT 22

 SECTION 4.15 REMEDIES NOT EXCLUSIVE 22

 SECTION 4.16 REIMBURSEMENT OF LEGAL FEES AND EXPENSES 23

 SECTION 4.17 NO WAIVER 23

ARTICLE V MISCELLANEOUS 24

 SECTION 5.1 NOTICES 24

 SECTION 5.2 BINDING EFFECT 24

 SECTION 5.3 COUNTERPARTS 25

 SECTION 5.4 GOVERNING LAW 25

 SECTION 5.5 HEADINGS 25

 SECTION 5.6 AMENDMENTS 25

 SECTION 5.7 FURTHER ASSURANCE 25

 SECTION 5.8 SEVERABILITY 25

 SECTION 5.9 LIMITED OBLIGATION 26

 SECTION 5.10 FORCE MAJEURE 26

FEE AGREEMENT

THIS FEE AGREEMENT (this "Fee Agreement") is made and entered into as of August 21, 2008, by and between FLORENCE COUNTY, SOUTH CAROLINA (the "County"), a body politic and corporate and a political subdivision of the State of South Carolina, acting by and through the FLORENCE COUNTY COUNCIL (the "County Council") as the governing body of the County, and GENERAL ELECTRIC COMPANY (together with any of its subsidiaries or affiliates which may become parties to this Fee Agreement, the "Company"), a corporation duly qualified to do business in the State of South Carolina (the "State") and known to the County Council at the time of execution of this Fee Agreement.

WITNESSETH:

Recitals.

The County is authorized by Title 12, Chapter 44, Code of Laws of South Carolina, 1976, as amended (the "Act") to enter into a fee agreement with manufacturing entities meeting the requirements of such Act which identifies certain property of such manufacturers as economic development property to induce such industries to locate in the State and to encourage industries now located in the State to expand their investments and thus make use of and employ manpower and other resources of the State.

Pursuant to the Act, the County finds that (a) the Project (as defined herein) is anticipated to benefit the general public welfare of the County by providing services, employment, recreation, or other public benefit not otherwise provided locally; (b) the Project gives rise to no pecuniary liability of the County or incorporated municipality or to no charge against its general credit or

taxing power; (c) the purposes to be accomplished by the Project are proper governmental and public purposes; and (d) the benefits of the Project to the public are greater than the costs to the public.

Pursuant to an Inducement and Millage Rate Agreement dated as of July 17, 2008 (the "Inducement Agreement") between the County and the Company which was authorized by a Resolution adopted by the County Council on July 17, 2008 (the "Inducement Resolution"), the Company has agreed to expand its current manufacturing facility (the "Plant") located within the County, which would consist of the acquisition, purchase, construction of machinery and equipment, fixtures, and furnishings to be purchased and installed in connection therewith for the operation of such facilities related to the business and other legal activities of the company and its subsidiaries and affiliates (collectively, the "Project"). The Project in the County would involve an initial investment of at least Two Million Five Hundred Thousand Dollars (\$2,500,000) and would maintain employment by the Company and/or its subsidiaries and affiliates within the County of its current employees, which is sufficient to qualify the Project for the benefits provided by the Act.

Pursuant to an Ordinance adopted on August 21, 2008 (the "Ordinance"), as an inducement to the Company to develop the Project, the County Council authorized the County to enter into this Fee Agreement, which identifies the Company as a manufacturer and the property comprising the Project as economic development property under the Act.

NOW, THEREFORE, FOR AND IN CONSIDERATION of the respective representations and agreements hereinafter contained, the parties hereto agree as follows, with the understanding that no obligation of the County described herein shall create a pecuniary liability or charge upon its general credit or taxing powers, but shall be payable solely out of the sources of payment described

herein and shall not under any circumstances be deemed to constitute a general obligation of the County:

ARTICLE I

DEFINITIONS

The terms defined in this Article shall for all purposes of this Fee Agreement have the meaning herein specified, unless the context clearly requires otherwise. Except where the context requires otherwise, words importing the singular number shall include the plural number and vice versa.

Act:

"Act" shall mean Title 12, Chapter 44, Code of Laws of South Carolina, 1976, and all future acts supplemental thereto or amendatory thereof.

Authorized Company Representative:

"Authorized Company Representative" shall mean any person designated from time to time to act on behalf of the Company as evidenced by a written certificate or certificates furnished to the County containing the specimen signature of each such person, signed on behalf of the Company by its _____. Such certificates may designate an alternate or alternates, and may designate different Authorized Company Representatives to act for the Company with respect to different sections of this Fee Agreement.

Chairman:

"Chairman" shall mean the Chairman of the County Council of Florence County, South Carolina.

Closing:

"Closing" or "Closing Date" shall mean the date of the execution and delivery hereof.

Code:

"Code" shall mean the South Carolina Code of Laws, 1976, as amended.

Company:

"Company" shall mean General Electric Company, a corporation duly qualified to transact business in the State of South Carolina, and its subsidiaries, affiliates and permitted successors and assigns.

County:

"County" shall mean Florence County, South Carolina, a body politic and corporate and a political subdivision of the State of South Carolina, its successors and assigns, acting by and through the County Council.

County Administrator:

"County Administrator" shall mean the County Administrator of Florence County, South Carolina.

County Council:

"County Council" shall mean the Florence County Council, the governing body of the County.

Diminution of Value:

"Diminution of Value" in respect of any Phase of the Project shall mean any reduction in the value based on original fair market value as determined in Step 1 of Section 4.1(a) of this Fee Agreement, of the items which constitute a part of the Phase which may be caused by (i) the Company's removal of equipment pursuant to Section 4.7 of this Fee Agreement, (ii) a casualty to

the Phase of the Project, or any part thereof, described in Section 4.8 of this Fee Agreement or (iii) a condemnation to the Phase of the Project, or any part thereof, described in Section 4.9 of this Fee Agreement.

Economic Development Property:

"Economic Development Property" shall mean all items of real and tangible personal property comprising the Project which are eligible for inclusion as economic development property under the Act, become subject to the Fee Agreement, and which are identified by the Company in connection with its annual filing of a SCDOR PT-100 (or comparable form) with the South Carolina Department of Revenue (as such filing may be amended from time to time) for each year within the Investment Period. Title to all Economic Development Property shall at all times remain vested in the Company or its permitted successors and assigns.

Environmental Claims:

"Environmental Claims" shall mean any and all damages, penalties, fines, claims, liens, suits, liabilities, costs (including monitoring and cleanup costs), judgments and expenses (including attorneys', consultants' or experts' fees and expenses) of every kind and nature suffered or asserted as a direct or indirect result of (i) any violation of any Environmental Laws (as hereinafter defined), or (ii) the falsity in any material respect of any warranty or representation made by the Company.

Environmental Laws:

"Environmental Laws" shall mean, collectively, the Comprehensive Environmental Response, Compensation and Liability Act of 1980, as amended, the Superfund Amendments and Reauthorization Act of 1986, the Resource Conservation and Recovery Act, the Federal Water Pollution Control Act, as amended, the Clean Air Act, the Toxic Substances Control Act, as amended, the South Carolina Pollution Control Act, the South Carolina Hazardous Waste

Management Act, any other "Superfund" or Superlien" law or any other federal, state or local statute, law, ordinance, code, rule, regulation, order or decree relating to, or imposing liability or standards of conduct concerning, any hazardous, toxic or industrial waste, substance or material, as now or at any time hereafter in effect.

Equipment:

"Equipment" shall mean all of the machinery, equipment and fixtures, together with any and all additions, accessions, replacements and substitutions thereto or therefor to the extent such machinery, equipment and fixtures become a part of the Project under this Fee Agreement.

Event of Default:

"Event of Default" shall mean any Event of Default specified in Section 4.14 of this Fee Agreement.

Fee Agreement or Agreement:

"Fee Agreement" or "Agreement" shall mean this Fee Agreement.

Fee Payments:

"Fee Payments" shall mean the payments in lieu of ad valorem taxes to be made by the Company to the County pursuant to Section 4.1 hereof.

Fee Term or Term:

"Fee Term" or "Term" shall mean the period from the date of delivery of this Fee Agreement until the last Phase Termination Date unless sooner terminated or extended pursuant to the terms of this Fee Agreement.

Improvements:

"Improvements" shall mean improvements to real property, together with any and all additions, accessions, replacements and substitutions thereto or therefor, but only to the extent such

additions, accessions, replacements, and substitutions are deemed to become part of the Project under the terms of this Fee Agreement.

Inducement Agreement:

"Inducement Agreement" shall mean the Inducement and Millage Rate Agreement entered into between the County and the Company dated as of July 17, 2008 which was authorized by the Inducement Resolution.

Inducement Resolution:

"Inducement Resolution" shall mean the Resolution of the County Council adopted on July 17, 2008, authorizing the County to enter into the Inducement Agreement.

Investment Period:

"Investment Period" shall mean the period commencing January 1, 2008 and ending on the last day of the fifth property tax year following the earlier of the first property tax year in which economic development property is placed in service or the property tax year in which this Agreement is executed; provided a later date may be agreed to by the County pursuant to Section 12-44-30(13) of the Act.

Phase:

"Phase" or "Phases" in respect of the Project shall mean the Equipment, Improvements and Real Property, if any, placed in service during each year of the Investment Period.

Phase Termination Date:

"Phase Termination Date" shall mean with respect to each Phase of the Project the day twenty years after the date each such Phase of the Project becomes subject to the terms of this Fee Agreement; provided, however, that in the event such twentieth anniversary date does not fall on December 30, the Term with respect to such Phase shall be extended to the December 30

immediately following such anniversary date. Anything contained herein to the contrary notwithstanding, the last Phase Termination Date shall be no later than December 30 of the year of the expiration of the maximum period of years that the annual fee payment is available to the Company under the Act, as amended.

Plant:

"Plant" shall mean the Company's manufacturing facility located in Florence County, South Carolina.

Project:

"Project" shall mean the Equipment, Improvements, and Real Property, together with the acquisition, construction, installation, design and engineering thereof, in phases, to be used by the Company as a manufacturer and which shall constitute expansions or improvements of the Plant. Based on the representations of the Company, the Project involves an initial investment of sufficient sums to qualify under the Act.

Real Property:

"Real Property" shall mean real property, together with all and singular the rights, members and hereditaments and appurtenances belonging or in any way incident or appertaining thereto to the extent such become part of the Project under the terms of this Fee Agreement; all Improvements now or hereafter situated thereon; and all fixtures now or hereafter attached thereto, but only to the extent such Improvements and fixtures are deemed to become part of the Project under the terms of this Fee Agreement.

Removed Components:

"Removed Components" shall mean the following types of components or Phases of the Project or portions thereof, all of which the Company shall be entitled to remove from the Project

with the result that the same shall no longer be subject to the terms of the Fee Agreement: (a) components or Phases of the Project or portions thereof which the Company, in its sole discretion, determines to be inadequate, obsolete, worn-out, uneconomic, damaged, unsuitable, undesirable or unnecessary; or (b) components or Phases of the Project or portions thereof which the Company in its sole discretion, elects to remove pursuant to Section 4.7(c) or Section 4.8(c) of this Fee Agreement.

Replacement Property:

"Replacement Property" shall mean any property which is placed in service as a replacement for any item of Equipment or any Improvement which is scrapped or sold by the Company and treated as a Removed Component under Section 4.7 hereof regardless of whether such property serves the same function as the property it is replacing and regardless of whether more than one piece of property replaces any item of Equipment or any Improvement.

State:

"State" shall mean the State of South Carolina.

Any reference to any agreement or document in this Article I or otherwise in this Fee Agreement shall be deemed to include any and all amendments, supplements, addenda, and modifications to such agreement or document.

ARTICLE II

REPRESENTATIONS AND WARRANTIES

Section 2.1 Representations of the County. The County hereby represents and warrants to the Company as follows:

(a) The County is a body politic and corporate and a political subdivision of the State which acts through the County Council as its governing body and, by the provisions of the Act, is authorized and empowered by the provisions of the Act to enter into the transactions contemplated by this Fee Agreement and to carry out its obligations hereunder. The County has duly authorized the execution and delivery of this Fee Agreement and any and all other agreements described herein or therein.

(b) Based on the representations of the Company, the Project constitutes a "project" within the meaning of the Act.

(c) By due corporate action, the County has agreed that, subject to compliance with applicable laws, each item of real and tangible personal property comprising the Project shall be considered Economic Development Property under the Act.

Section 2.2 Representations of the Company. The Company hereby represents and warrants to the County as follows:

(a) The Company is duly incorporated and in good standing under the laws of the state of New York, is qualified to do business in the State, has power to enter into this Fee Agreement, and by proper corporate action has duly authorized the execution and delivery of this Fee Agreement.

(b) The Company's execution and delivery of this Fee Agreement and its compliance with the provisions hereof will not result in a default, not waived or cured, under any corporate restriction or any agreement or instrument to which the Company is now a party or by which it is bound.

(c) The Company intends to operate the Project as a manufacturer and as a "project" within the meaning of the Act as in effect on the date hereof. The Company intends to operate the

Project for the purpose of manufacturing magnets for MRI machines and to conduct other legal activities and functions with respect thereto, and for such other purposes permitted under the Act as the Company or its permitted successors and assigns may deem appropriate.

(d) The availability of the payment in lieu of taxes with regard to the Economic Development Property authorized by the Act have induced the Company to move forward with the Project within the County and the State.

(e) Inasmuch as at present the Company anticipates that the Cost of the Project will exceed Two Million Five Hundred Thousand Dollars (\$2,500,000), the cost of the Project will exceed the minimum investment required by the Act.

Section 2.3 Environmental Indemnification. The Company shall indemnify and hold the County harmless from and against any and all Environmental Claims, except those resulting from the acts of the County or its successors, suffered by or asserted against the Company or the County as a direct or indirect result of the breach by the Company, or any party holding possession through the Company or its predecessors in title, of any Environmental Laws with regard to any real property owned by the Company which is subject to the terms of this Fee Agreement, or as a direct or indirect result of any requirement under any Environmental Laws which require the County, the Company or any transferee of the Company to eliminate or remove any hazardous materials, substances, wastes or other environmentally regulated substances contained in any real property subject to the terms of this Fee Agreement as a result of the action or omissions of the Company or its predecessors in title.

The Company's obligations hereunder shall not be limited to any extent by the terms of this Fee Agreement, and, as to any act or occurrence prior to fulfillment of the terms of this Fee

Agreement which give rise to liability hereunder, shall continue, survive, and remain in full force and effect notwithstanding fulfillment of the terms of this Fee Agreement.

ARTICLE III

COMMENCEMENT AND COMPLETION OF THE PROJECT

Section 3.1 The Project. The Company has made plans for the acquisition, purchase, construction and/or installation of certain machinery, equipment furnishings and fixtures which comprise the Project to be located at the Plant.

Pursuant to the Act, the Company and the County hereby agree that the property comprising the Project shall be Economic Development Property as defined under the Act. Anything contained in this Agreement to the contrary notwithstanding, the Company shall not be obligated to complete the acquisition of the Project provided it makes the payments required hereunder.

Section 3.2 Diligent Completion. The Company agrees to use its reasonable efforts to cause the acquisition, construction and installation of the Project to be completed as soon as practicable, but in any event on or prior to the end of the Investment Period. Anything contained in this Agreement to the contrary notwithstanding, the Company shall not be obligated to complete the acquisition of the Project in the event that it pays all amounts due by it under the terms of this Fee Agreement.

Section 3.3 Investment by Affiliates. The County and the Company agree that, to the extent permitted by Section 12-44-130 of the Act, investments in the Project may also be made by subsidiaries or affiliates of the Company, which shall qualify for the benefits provided to the Company hereunder; provided that such subsidiaries or affiliates are approved in writing by the County and such subsidiaries or affiliates agree to be bound by the provisions of this Fee Agreement. At any time and from time to time hereafter, the Company may request approval

from the County for subsidiaries or affiliates of the Company to be permitted to make investments in the Project and obtain the benefits provided to the Company hereunder. Any approval by the County shall be made by the Chairman of the County Council and the County Administrator, which approval shall be in writing. The Company agrees to notify the South Carolina Department of Revenue of the identity of all subsidiaries or affiliates making investments in the Project as required by Section 12-44-130(B) of the Act.

ARTICLE IV

PAYMENTS IN LIEU OF TAXES

Section 4.1 Negotiated Payments. Pursuant to Section 12-44-50 of the Act, the Company is required to make payments to the County with respect to the Project in lieu of ad valorem taxes. Inasmuch as the Company anticipates the Project will involve an initial investment of sufficient sums to qualify as a "minimum investment" as defined under the Act, the County and the Company have negotiated the amount of the payments in lieu of taxes in accordance therewith. In accordance therewith, the Company shall make payments in lieu of ad valorem taxes on all real and personal property which comprises the Project and is placed in service for a period of twenty (20) years with respect to each Phase until the Phase Termination Date for such Phase, as follows: the Company shall make payments in lieu of ad valorem taxes with respect to each Phase of the Project placed in service on each December 30 through the end of the Investment Period, said payments to be made annually and to be due and payable and subject to penalty assessments on the same dates and in the same manner as prescribed by the County for ad valorem taxes. The amount of such equal annual payments in lieu of taxes shall be determined by the following procedure (subject, in any event, to the required procedures under the Act):

Step 1: Determine the fair market value of the Phase of the Project placed in service in any given year for such year and for the following 19 years using original

income tax basis for State income tax purposes for any Real Property (provided, if any Real Property is constructed for the fee or is purchased in an arms length transaction, fair market value is deemed to equal the original income tax basis, otherwise, the Department of Revenue will determine fair market value by appraisal) and original income tax basis for State income tax purposes less depreciation for each year allowable to the Company for any personal property as determined in accordance with Title 12, Code of Laws of South Carolina, 1976, as amended and in effect on December 30 of the year in which each Phase becomes subject to the Fee Agreement, except that no extraordinary obsolescence shall be allowable but taking into account all applicable property tax exemptions which would be allowed to the Company under State law, if the property were taxable, except those exemptions specifically disallowed under Section 12-44-50(A)(2) of the Act, as amended and in effect on December 30 of the year in which each Phase becomes subject to the Fee Agreement.

Step 2: Apply an assessment ratio of six (6%) percent to the fair market value as determined for each year in Step 1 to establish the taxable value of each Phase of the Project in the year it is placed in service and in each of the nineteen years thereafter.

Step 3: Using the millage rate applicable to the Project site on June 30, 2007 (which the parties understand to be 251.3 mills), determine the amount of the payments in lieu of taxes which would be due in each of the twenty years listed on the payment dates prescribed by the County for such payments.

Step 4: Combine the annual payment for each Phase of the Project to determine the total annual payment in lieu of taxes to be made by the Company to the County for each year of the Fee Term.

(b) In the event that it is determined by a final order of a court of competent jurisdiction or by agreement of the parties that the minimum payment in lieu of taxes applicable to this transaction is to be calculated differently than described above, the payment shall be reset at the minimum permitted level so determined, but never lower than the payment levels agreed upon herein unless so approved in writing by the County Council then in office.

In the event that the Act and/or the above-described payments in lieu of taxes are declared invalid or unenforceable, in whole or in part, for any reason, the parties express their intentions that such payments be reformed so as to most closely effectuate the legal, valid, and enforceable intent

thereof and so as to afford the Company with the benefits to be derived herefrom, it being the intention of the County to offer the Company a strong inducement to locate the Project in the County. If the Project is deemed to be subject to ad valorem taxation, the payment in lieu of ad valorem taxes to be paid to the County by the Company shall become equal to the amount which would result from taxes levied on the Project by the County, municipality or municipalities, school district or school districts, and other political units as if the Project did not constitute economic development property under the Act, but with appropriate reductions equivalent to all tax exemptions which would be afforded to the Company if the Project was and had not been economic development property under the Act. In such event, any amount determined to be due and owing to the County from the Company, with respect to a year or years for which payments in lieu of ad valorem taxes have been previously remitted by the Company to the County hereunder, shall be reduced by the total amount of payments in lieu of ad valorem taxes made by the Company with respect to the Project pursuant to the terms hereof.

Section 4.2 Cost of Completion

(a) At the same time that the Company files its annual property tax return (Form PT-300) with the South Carolina Department of Revenue, the Company shall furnish to the County on an annual basis through the end of the Investment period a report on the total amount invested by the Company with respect to the Project through such period, together with a copy of the Company's Form PT-300 for such year. The Company shall also make all other filings required by Section 12-44-90 of the Act.

(b) In the event that the cost of completion of the Project has not exceeded Two Million Five Hundred Thousand Dollars (\$2,500,000) by the end of the Investment Period, beginning with the payment due for the last year of such Investment Period, the Fee Payments to

be paid to the County by the Company shall become equal to the amount as would result from taxes levied on the Project by the County, municipality or municipalities, school district or school districts, and other political units as if the Project were taxable, but with appropriate reductions equivalent to all tax exemptions which would be afforded to the Company if the Project were taxable. In addition to the foregoing, the Company shall pay to the County an amount which is equal to the excess, if any, of (i) the total amount of ad valorem taxes that would have been payable to the County with respect to the Project for tax years through and including the last year of the Investment Period, taking into account and calculating appropriate reductions for all applicable exemptions and allowable depreciation and taking into account and calculating appropriate reductions for the benefit which the Florence County School District, its successors and assigns, experiences by receiving larger Education Finance Act allocations as a result of the Project being taxed with a 6% assessment ratio as opposed to the smaller Education Finance Act allocations it would have received if the Project had been taxed with a 10.5% assessment ratio, over (ii) the total amount of Fee Payments actually made by the Company with respect to the Project for tax years through and including the last year of the Investment Period.

Section 4.3 Payments in Lieu of Taxes on Replacement Property. If the Company elects to replace any Removed Components and to substitute such Removed Components with Replacement Property as a part of the Project, then, pursuant and subject to Section 12-44-60 of the Act, the Company shall make statutory payments in lieu of ad valorem taxes with regard to such Replacement Property as follows:

- (i) to the extent that the income tax basis of the Replacement Property (the "Replacement Value") is less than or equal to the original income tax basis of the Removed Components (the "Original Value") the amount of the payments in lieu of

taxes to be made by the Company with respect to such Replacement Property shall be calculated in accordance with Section 4.1 hereof; provided, however, in making such calculations, the original cost to be used in Step 1 of Section 4.1 shall be equal to the lesser of (x) the Replacement Value and (y) the Original Value, and the number of annual payments to be made with respect to the Replacement Property shall be equal to twenty (20) minus the number of annual payments which have been made with respect to the Removed Components; and provided, further, however, that in the event a varying number of annual payments have been made with respect to such Removed Components as a result of such Removed Components being included within more than one Phase of the Project, then the number of annual payments which shall be deemed to have been made shall be the greater of such number of annual payments; and

- (ii) to the extent that the Replacement Value exceeds the Original Value of the Removed Components (the "Excess Value"), the payments in lieu of taxes to be made by the Company with respect to the Replacement Property to the County shall be equal to the payment that would be due if the property were not Economic Development Property.

Section 4.4 Reductions in Payments of Taxes Upon Removal, Condemnation or Casualty.

In the event of a Diminution in Value of any Phase of the Project due to removal, condemnation, casualty, or otherwise, the payment in lieu of taxes with regard to that Phase of the Project shall be reduced in the same proportion as the amount of such Diminution in Value bears to the original fair market value of that Phase of the Project as determined pursuant to Step 1 of Section 4.1 hereof; provided, however, that if at any time subsequent to the end of the Investment Period, the total

value of the Project based on the original income tax basis of the Equipment, Real Property and Improvements contained therein, without deduction for depreciation, is less than Two Million Five Hundred Thousand Dollars (\$2,500,000), beginning with the next payment due hereunder and continuing until the end of the Fee Term, the Company shall make payments equal to the payments which would be due if the property were not Economic Development Property.

Section 4.5 Place and Allocation of Payments in Lieu of Taxes. The Company shall make the above-described payments in lieu of taxes directly to the County in accordance with applicable law. The County shall be responsible for allocating the payments in lieu of taxes among the County, any municipality or municipalities, school districts and other political units entitled under applicable law to receive portions of such payments.

Section 4.6 Removal of Equipment. Provided that no Event of Default shall have occurred and be continuing under this Fee Agreement, the Company shall be entitled upon written notice to the County to remove the following types of components or Phases of the Project from the Project with the result that said components or Phases (the "Removed Components") shall no longer be considered a part of the Project and shall no longer be subject to the terms of this Fee Agreement:

- (a) components or Phases which become subject to statutory payments in lieu of ad valorem taxes;
- or (b) components or Phases of the Project or portions thereof which the Company, in its sole discretion, determines to be inadequate, obsolete, uneconomic, worn-out, damaged, unsuitable, undesirable or unnecessary;
- or (c) components or Phases of the Project or portions thereof which the Company, in its sole discretion, elects to remove pursuant to Section 4.7(c) or Section 4.8(c) hereof.

Section 4.7 Damage or Destruction of Project.

(a) Election to Terminate. In the event the Project is damaged by fire, explosion, or any other casualty, the Company shall be entitled to terminate this Agreement.

(b) Election to Rebuild. In the event the Project is damaged by fire, explosion, or any other casualty, and if the Company does not elect to terminate this Agreement, the Company may commence to restore the Project with such reductions or enlargements in the scope of the Project, changes, alterations and modifications (including the substitution and addition of other property) as may be desired by the Company. All such restorations and replacements shall be considered substitutions of the destroyed portions of the Project and shall be considered part of the Project for all purposes hereof, including, but not limited to any amounts due by the Company to the County under Section 4.1 hereof.

(c) Election to Remove. In the event the Company elects not to terminate this Agreement pursuant to subsection (a) and elects not to rebuild pursuant to subsection (b), the damaged portions of the Project shall be treated as Removed Components.

(d) Effect of Election. The Company's election under this Section 4.7 shall not operate to relieve the Company of its obligation to pay any amounts that may become due under Section 4.2(b) hereof or other amounts then due and payable to the County under this Agreement.

Section 4.8 Condemnation

(a) Complete Taking. If at any time during the Fee Term title to or temporary use of the entire Project should become vested in a public or quasi-public authority by virtue of the exercise of a taking by condemnation, inverse condemnation or the right of eminent domain, or by voluntary transfer under threat of such taking, or in the event that title to a portion of the Project shall be taken rendering continued occupancy of the Project commercially infeasible in the judgment of the Company, the Company shall have the option to terminate this Fee Agreement as of the time of

vesting of title by sending written notice to the County within a reasonable period of time following such vesting.

(b) Partial Taking. In the event of a partial taking of the Project or a transfer in lieu thereof, the Company may elect: (i) to terminate this Fee Agreement; or (ii) to repair and restore the Project, with such reductions or enlargements in the scope of the Project, changes, alterations and modifications (including the substitution and addition of other property) as may be desired by the Company; or (iii) to treat the portions of the Project so taken as Removed Components.

(c) Effect of Election. The Company's election under this Section 4.8 shall not operate to relieve the Company of its obligation to pay any amounts that may become due under Section 4.2(b) hereof or other amounts then due and payable to the County under this Agreement.

Section 4.9 Maintenance of Existence. The Company agrees that it shall not take any action which will materially impair the maintenance of its corporate existence and maintain its good standing under all applicable provisions of its state of incorporation and State law.

Section 4.10 Indemnification Covenants. The Company shall and agrees to indemnify and save the County harmless against and from all claims by or on behalf of any person, firm or corporation arising from the County's entry into this Agreement. The Company shall indemnify and save the County harmless from and against all costs and expenses incurred in or in connection with any such claim arising as aforesaid or in connection with any action or proceeding brought thereon, and upon notice from the County, the Company shall defend them in any such action, prosecution or proceeding. The Company also agrees to pay all other reasonable and necessary out of pocket expenses of the County in administration of this Agreement, including attorney's fees.

Section 4.11 Confidentiality/Limitation on Access to Project. The County acknowledges and understands that the Company utilizes confidential and proprietary "state of the art"

manufacturing equipment and techniques and that any disclosure of any information relating to such equipment or techniques, including but not limited to disclosures of financial or other information concerning the Company's operations could result in substantial harm to the Company and could thereby have a significant detrimental impact on the Company's employees and also upon the County. Therefore, the County agrees that, except as required by law, neither the County nor any employee, agent or contractor of the County: (i) shall request or be entitled to receive any such confidential or proprietary information concerning the Project; (ii) shall request or be entitled to inspect the Project or any property associated therewith, unless the County must do so in order to collect the fee payments due hereunder or to enforce applicable laws relating to the collection of property taxes generally; or (iii) shall knowingly and intentionally disclose or otherwise divulge any such clearly marked confidential or proprietary information to any other person, firm, governmental body or agency, or any other entity unless specifically required to do so by State law. Prior to disclosing any confidential or proprietary information or allowing inspections of the Project, the Plant or any property associated therewith, the Company may require the execution of reasonable, individual, confidentiality and non-disclosure agreements by any officers, employees or agents of the County or any supporting or cooperating governmental agencies who would gather, receive or review such information or conduct or review the results of any inspections.

Section 4.12 Assignment and Subletting. This Fee Agreement may be assigned in whole or in part and the Project may be subleased as a whole or in part by the Company so long as such assignment or sublease is made in compliance with Section 12-44-120 of the Act, or any successor provision. No consent of the County to such assignment or subletting shall be required for financing related transfers.

Section 4.13 Events of Default. The following shall be "Events of Default" under this Fee Agreement, and the term "Events of Default" shall mean, whenever used with reference to this Fee Agreement, any one or more of the following occurrences:

(a) Failure by the Company to pay, upon levy, the payments in lieu of taxes described in Section 4.1 hereof; provided, however, that the Company shall be entitled to all redemption rights granted by applicable statutes;

(b) Failure by the Company to make the minimum investment required by the Act within the Investment Period, or to maintain such minimum level of investment, without regard to depreciation as required by the Act after the Investment Period has expired;

(c) Failure by the Company to perform any of the other material terms, conditions, obligations or covenants of the Company hereunder, which failure shall continue for a period of ninety (90) days after written notice from the County to the Company specifying such failure and requesting that it be remedied, unless the County shall agree in writing to an extension of such time prior to its expiration.

Section 4.14 Remedies on Default. Whenever any Event of Default shall have occurred and shall be continuing, the County may take any one or more of the following remedial actions:

(a) Terminate the Fee Agreement; or

(b) Take whatever action at law or in equity may appear necessary or desirable to collect the other amounts due and thereafter to become due or to enforce performance and observance of any obligation, agreement or covenant of the Company under this Fee Agreement.

Section 4.15 Remedies Not Exclusive. No remedy conferred upon or reserved to the County under this Fee Agreement is intended to be exclusive of any other available remedy or remedies, but each and every remedy shall be cumulative and shall be in addition to every other

lawful remedy now or hereafter existing. No delay or omission to exercise any right or power accruing upon any continuing default hereunder shall impair any such right or power or shall be construed to be a waiver thereof, but any such right and power may be exercised from time to time and as often as may be deemed expedient. In order to entitle the County to exercise any remedy reserved to it, it shall not be necessary to give notice, other than such notice as may be herein expressly required and such notice required at law or equity which the Company is not competent to waive.

Section 4.16 Reimbursement of Legal Fees and Expenses. If the Company shall default under any of the provisions of this Fee Agreement and the County shall employ attorneys or incur other reasonable expenses for the collection of payments due hereunder or for the enforcement of performance or observance of any obligation or agreement on the part of the Company contained herein, the Company will, within thirty (30) days of demand therefor, reimburse the reasonable fees of such attorneys and such other reasonable expenses so incurred by the County.

Section 4.17 No Waiver. No failure or delay on the part of the County in exercising any right, power or remedy hereunder shall operate as a waiver thereof, nor shall any single or partial exercise of any such right, power or remedy preclude any other or further exercise thereof or the exercise of any other right, power or remedy hereunder. No waiver of any provision hereof shall be effective unless the same shall be in writing and signed by the County.

ARTICLE V

MISCELLANEOUS

Section 5.1 Notices. Any notice, election, demand, request or other communication to be provided under this Fee Agreement shall be effective when delivered to the party named below or when deposited with the United States Postal Service, certified mail, return receipt requested, postage prepaid, addressed as follows (or addressed to such other address as any party shall have previously furnished in writing to the other party), except where the terms hereof require receipt rather than sending of any notice, in which case such provision shall control:

AS TO THE COUNTY:

Florence County, South Carolina
180 N. Irby Street
Florence, SC 29501
Attention: County Administrator

WITH A COPY TO:

James C. Rushton, III
Florence County Attorney
180 N. Irby Street
Florence, SC 29501

AS TO THE COMPANY:

General Electric Company

Attention: _____

WITH A COPY TO:

Leatherwood Walker Todd & Mann, P.C.
Post Office Box 87
Greenville, SC 29602
Attention: Richard L. Few, Jr., Esq.

Section 5.2 Binding Effect. This Fee Agreement and each document contemplated hereby or related hereto shall be binding upon and inure to the benefit of the Company and the County and their respective successors and assigns. In the event of the dissolution of the County or the

consolidation of any part of the County with any other political subdivision or the transfer of any rights of the County to any other such political subdivision, all of the covenants, stipulations, promises and agreements of this Fee Agreement shall bind and inure to the benefit of the successors of the County from time to time and any entity, officer, board, commission, agency or instrumentality to whom or to which any power or duty of the County has been transferred.

Section 5.3 Counterparts. This Fee Agreement may be executed in any number of counterparts, and all of the counterparts taken together shall be deemed to constitute one and the same instrument.

Section 5.4 Governing Law. This Fee Agreement and all documents executed in connection herewith shall be construed in accordance with and governed by the laws of the State.

Section 5.5 Headings. The headings of the articles and sections of this Fee Agreement are inserted for convenience only and shall not be deemed to constitute a part of this Fee Agreement.

Section 5.6 Amendments. The provisions of this Fee Agreement may be modified or amended in writing by any agreement or agreements entered into between the parties.

Section 5.7 Further Assurance. From time to time the County agrees to execute and deliver to the Company such additional instruments as the Company may reasonably request to effectuate the purposes of this Fee Agreement.

Section 5.8 Severability. If any provision of this Fee Agreement is declared illegal, invalid or unenforceable for any reason, the remaining provisions hereof shall be unimpaired and such illegal, invalid or unenforceable provision shall be reformed so as to most closely effectuate the legal, valid and enforceable intent thereof and so as to afford the Company with the maximum benefits to be derived herefrom, it being the intention of the County to offer the Company a strong inducement to locate the Project in the County.

Section 5.9 Limited Obligation. ANY OBLIGATION OF THE COUNTY CREATED BY OR ARISING OUT OF THIS FEE AGREEMENT SHALL BE A LIMITED OBLIGATION OF THE COUNTY, PAYABLE BY THE COUNTY SOLELY FROM THE PROCEEDS DERIVED UNDER THIS FEE AGREEMENT AND SHALL NOT UNDER ANY CIRCUMSTANCES BE DEEMED TO CONSTITUTE A GENERAL OBLIGATION OF THE COUNTY WITHIN THE MEANING OF ANY CONSTITUTIONAL OR STATUTORY LIMITATION.

Section 5.10 Force Majeure. Company shall not be responsible for any delays or non-performance caused in whole or in part, directly or indirectly, by strikes, accidents, freight embargoes, fire, floods, inability to obtain materials, conditions arising from government orders or regulations, war or national emergency, acts of God, and any other cause, similar or dissimilar, beyond Company's reasonable control; provided, however, nothing contained in this Section 5.10 shall absolve the Company on a permanent basis from its payment obligations to the County under Article IV hereof.

IN WITNESS WHEREOF, the County, acting by and through the County Council, has caused this Fee Agreement to be executed in its name and behalf by the County Council Chairman and the County Administrator and to be attested by the Clerk to County Council; and the Company has caused this Fee Agreement to be executed by its duly authorized officers, all as of the day and year first above written.

WITNESSES:

FLORENCE COUNTY, SOUTH CAROLINA

By: _____
K.G. "Rusty" Smith, Jr., Chairman
Florence County Council

and By: _____
Richard A. Starks, Administrator
Florence County Council

Attest:

Connie Y. Haselden, Clerk
Florence County Council

WITNESSES:

GENERAL ELECTRIC COMPANY

By: _____
Its: _____

STATE OF SOUTH CAROLINA)
)
COUNTY OF FLORENCE)

PROBATE

PERSONALLY appeared the undersigned witness and made oath that (s)he saw the within named Florence County, South Carolina, by K.G. "Rusty" Smith, Jr., County Council Chairman, Richard A. Starks, County Administrator and Connie Y. Haselden, Clerk to Florence County Council, sign, seal and as its act and deed, deliver the within written Fee Agreement and that (s)he, with the other witness subscribed above, witnessed the execution thereof.

SWORN to before me this _____

day of _____, _____

(SEAL)

Notary Public for South Carolina

My commission expires: _____

DRAFT

STATE OF _____)
)
COUNTY OF _____)

PROBATE

PERSONALLY appeared the undersigned witness and made oath that (s)he saw the within named GENERAL ELECTRIC COMPANY, by its duly authorized officer(s), sign, seal and as its act and deed, deliver the within written Fee Agreement and that (s)he, with the other witness subscribed above, witnessed the execution thereof.

SWORN to before me this _____
day of _____, _____

Notary Public for _____ (SEAL)
My commission expires: _____


DRAFT

FLORENCE COUNTY COUNCIL MEETING

Item for Meeting on: Thursday, August 21, 2008

AGENDA ITEM: Ordinance No.02-2008/09
Second Reading

DEPARTMENT: Planning and Building Inspections



ISSUE UNDER CONSIDERATION:

[An Ordinance To Amend Section 6.20 Water And Sewer Systems For New Subdivisions And Section 6.25 Small Family And Private Development-D Of The Florence County Land Development And Subdivision Ordinance And Section 28.6-8 Water And Sewer Systems For New Subdivisions And Section 28.6-85 Small Family And Private Development-D Lots Of The Code Of Ordinances For Florence County To Provide Additional Exemptions For Percolation Tests And Related Septic Permits.]

POINTS TO CONSIDER:

1. Citizens are required to submit proof of water and sewer services availability when submitting plats of proposed small parcel subdivisions-parcels containing less than five(5) acres or small lot subdivisions-development of 1 to six lots.
2. Recent procedural changes by SCDHEC for septic tank permits and the cost for the permits have resulted in the request for the above-referenced text amendments.
3. Staff has asked that Planning Commission and County Council consider the amendment in a concerted effort to assist the citizen in the most timely and efficient manner as possible and minimizing the costs incurred during the process.
4. The proposed amendment would allow the subdivision of property without initial percolation tests.

OPTIONS:

1. *(Recommended)* Approval of Ordinance No.02-2008/09 To Amend Section 6.20 Water And Sewer Systems For New Subdivisions And Section 6.25 Small Family And Private Development-D Of The Florence County Land Development And Subdivision Ordinance And Section 28.6-8 Water And Sewer Systems For New Subdivisions And Section 28.6-85 Small Family And Private Development-D Lots Of The Code Of Ordinances Of Florence To Provide Additional Exemptions For Percolation Tests And Related Septic Permits.
(Planning Commission approved 9-0)(All Council Districts)
2. Provide an Alternate Directive

ATTACHMENTS:

Copies of the following are attached:

1. Ordinance No.02-2008/09
2. Staff Report-PC#2008-22

Sponsor(s) :Planning Department
 Planning Commission Consideration :June 24, 2008
 Planning Commission Public Hearing :June 24, 2008
 Planning Commission Recommendation :June 24, 2008 Approved[9-0]
 First Reading /Introduction :July 17, 2008
 Public Hearing :N/A
 Second Reading :August 21, 2008
 Third Reading :September 18, 2008
 Effective Date :Immediately

I, _____,
 Council Clerk, certify that this
 Ordinance was advertised for
 Public Hearing on _____.

ORDINANCE NO.02-2008/09

COUNCIL-ADMINISTRATOR FORM OF GOVERNMENT FOR FLORENCE COUNTY

[An Ordinance To Amend Section 6.20 Water And Sewer Systems For New Subdivisions And Section 6.25 Small Family And Private Development-D Of The Florence County Land Development And Subdivision Ordinance And Section 28.6-80 Water And Sewer Systems For New Subdivisions And Section 28.6-85 Small Family And Private Development-D Lots Of The Code Of Ordinances Of Florence To Provide Additional Exemptions For Percolation Tests And Related Septic Permits.]

WHEREAS:

1. Section 6.20(Water and Sewer Systems for New Subdivisions) of the Florence County Land Development and Subdivision Ordinance and Section 28.6-80(Water and Sewer Systems for New Subdivisions) of the Code of Ordinances of Florence County require in Subparagraph C that the State Department of Health and Environmental Control shall approve, in writing, all individual wells and septic systems prior to the Planning Commission’s approval on the Development Plan; and
2. Section 6.25(D), of the Florence County Land Development and Subdivision Ordinance and Section 6.25(D)Lots require that lots containing single family residences that utilize a septic tank and drinking water well to secure permits from the South Carolina Department of Health and Environmental Control (SCDHEC); and
3. This amendment will remove the requirement for percolation tests and permits from SCDHEC to create new lots with a requirement to stamp the plats where this exemption has been used.

NOW THEREFORE BE IT ORDAINED BY THE FLORENCE COUNTY COUNCIL DULY ASSEMBLED THAT:

1. Section 6.20, Water and Sewer Systems for New Subdivisions of the Florence County Land Development and Subdivision Ordinance No. 38-2007/08, Article VI, and Section 28.6-80(Water and Sewer Systems for New Subdivisions) of the Code of Ordinances of Florence County, are hereby amended to provide for the exemption from the requirement for percolation tests and permits from SCDHEC and shall create sub paragraph 1 and add sub paragraph 2 to part C and the text shall read as follows:

C. Individual Wells and Septic Systems

1. In those areas of Florence County where it is not feasible to provide water and/or sewer service to subdivisions, individual wells and/or septic tanks may be permitted. The developer through the local service provider shall indicate, in writing, to the Planning Commission when such a situation exists. The developer shall obtain from the State Department of Health and Environmental Control approval, in writing, for all individual

wells and septic systems prior to the Planning Commission's approval of the Development Plan.

2. **The requirement for a percolation test prior to the approval of subdivisions of land shall not be applicable for plat approval, however if no percolation test is provided the plat will be stamped with the following: "NO PERK TEST HAS BEEN PERFORMED ON THIS PROPERTY."**

The plat may be resubmitted for removal of the stamp if and when a successful percolation test has been completed.

The exemption does not apply for permits for the construction of buildings requiring a sewer system or the placement of mobile/manufactured homes on the property.

2. Section 6.25 Small Family and Private Developments-(1 to 6 lots)(D)- Lots of the Florence County Land Development and Subdivision Ordinance No. 38-2007/08, Article VI, and Section 28.6-85 Small Family and Private Developments(D)-Lots of the Code of Ordinances for Florence County are hereby amended to provide for the exemption from the requirement for percolation tests and permits from SCDHEC and shall read as follows:

D. Lots.

Each lot may contain only one (1) single family residence. Lots that have access to public utilities (water and/or sewer) are required to have a written statement from the appropriate utility. If lots will utilize a septic tank and drinking water well, permits must be secured from the South Carolina Department of Health and Environmental Control, **however if no percolation test is provided the plat will be stamped with the following: "NO PERK TEST HAS BEEN PERFORMED ON THIS PROPERTY."**

The plat may be resubmitted for removal of the stamp if and when a successful percolation test has been completed.

The exemption does not apply for permits for the construction of buildings requiring a sewer system or the placement of mobile/manufactured homes on the property.

3. Provisions in other Florence County ordinances in conflict with this Ordinance are hereby repealed.
4. If any provision of this Ordinance or the application thereof to any person or circumstance is held invalid, the invalidity does not affect other provisions or applications of the Ordinance which can be given effect without the invalid provision or application and to this end, the provisions of this Ordinance are severable.

ATTEST:

SIGNED:

Connie Y. Haselden, Council Clerk

K. G. Rusty Smith, Jr., Chairman
COUNCIL VOTE:

Approved as to Form and Content
James C. Rushton, III, County Attorney

OPPOSED:
ABSENT:

**STAFF REPORT
TO THE
FLORENCE COUNTY/MUNICIPAL PLANNING COMMISSION
June 24, 2008
PC#2008-22
ORDINANCE NO. 02-2008/09**

SUBJECT: Request for amendment to Section 6.20 Water and Sewer Systems for New Subdivisions and Section 6.25 Small Family and Private Development-D of the Florence County Land Development and Subdivision Ordinance and Section 28.6-8 Water and Sewer Systems for New Subdivisions and Section 28.6-85 Small Family and Private Development-D Lots of the Code of Ordinances of Florence County.

APPLICANT: Florence County/Municipal Planning Department Staff

STAFF ANALYSIS:

During recent discussions concerning required documentation for water and sewer services' availability for new small-lot subdivisions of property, staff has requested consideration by Planning Commission and County Council to amend Section 6.20 Water and Sewer Systems for New Subdivisions and Section 6.25 Small Family and Private Development-D to allow new lots without having percolation tests.

The amendments to the Sections shall exempt new lots from the requirements of percolation tests and permits from SCDHEC.

I. The current text of Section 6.20 Water and Sewer Systems for New Subdivisions of the Florence County Land Development and Subdivision Ordinance and Section 28.6-8 Water and Sewer Systems for New Subdivisions of the Code of Ordinances of Florence County currently reads as follows:

A. Connection to Public Water and Sewer Systems

The subdivision shall be served by public water and sewer systems whenever they are available, in accordance with South Carolina Department of Health and Environmental Control (DHEC) regulations. The subdivision Development Plan shall be accompanied by satisfactory plans for water and sewer construction. The plans for construction shall be prepared by a registered engineer and approved in writing by the public water and sewer provider and/or DHEC.

B. Privately-Owned Community Systems

A privately-owned community water and/or sewer system may be used only if services are not available from the public system within a reasonable period of time. Proposed plans of the system shall be prepared by a registered engineer and subsequently reviewed by Florence County to evaluate future compatibility with the public system. Approved plans shall then be submitted to and approved in writing by

the State Department of Health and Environmental Control and the Public Service Commission prior to Planning Commission approval of the Development Plan.

C. Individual Wells and Septic Systems

In those areas of Florence County where it is not feasible to provide water and/or sewer service to subdivisions, individual wells and/or septic tanks may be permitted. Florence County shall indicate, in writing, to the Planning Commission when such a situation exists. The State Department of Health and Environmental Control shall approve, in writing, all individual wells and septic systems prior to the Planning Commission's approval of the Development Plan.

II. The amendment to Section 6.20 Water and Sewer Systems for New Subdivisions of the Florence County Land Development and Subdivision Ordinance and Section 28.6-8 Water and Sewer Systems for New Subdivisions of the Code of Ordinances of Florence County shall create sub paragraph 1 and add sub paragraph 2 to part C and the text and shall read as follows:

C. Individual Wells and Septic Systems

1. In those areas of Florence County where it is not feasible to provide water and/or sewer service to subdivisions, individual wells and/or septic tanks may be permitted. Florence County shall indicate, in writing, to the Planning Commission when such a situation exists. The State Department of Health and Environmental Control shall approve, in writing, all individual wells and septic systems prior to the Planning Commission's approval of the Development Plan.
2. The requirement for a percolation test prior to the approval of subdivisions of land shall not be applicable for plat approval, however if no percolation test is provided the plat will be stamped with the following: "NO PERK TEST HAS BEEN PERFORMED ON THIS PROPERTY."

The plat may be resubmitted for removal of the stamp if and when a successful percolation test has been completed.

The exemption does not apply for permits for the construction of buildings requiring a sewer system or the placement of mobile/manufactured homes on the property.

I. The current text of Section 6.25 Small Family and Private Developments-(1 to 6 lots) D-Lots of the Florence County Land Development and Subdivision Ordinance and Section 28.6-85 Small Family and Private Development-D Lots currently reads as follows:

D. Lots

Each lot may contain only one (1) single family residence. Lots that have access to public utilities (water and /or sewer) are required to have a written statement from the

appropriate utility. If lots will utilize a septic tank and drinking water well, permits must be secured from the South Carolina Department of Health and Environmental Control.

II. The amendment to Section 6.25 Small Family and Private Developments-(1 to 6 lots) D-Lots of the Florence County Land Development and Subdivision Ordinance and Section 28.6-85 Small Family and Private Development-D Lots of the Code of Ordinances of Florence County shall add text and shall read as follows:

D. Lots.

Each lot may contain only one (1) single family residence. Lots that have access to public utilities (water and/or sewer) are required to have a written statement from the appropriate utility. If lots will utilize a septic tank and drinking water well, permits must be secured from the South Carolina Department of Health and Environmental Control, **however if no percolation test is provided the plat will be stamped with the following: "NO PERK TEST HAS BEEN PERFORMED ON THIS PROPERTY."**

The plat may be resubmitted for removal of the stamp if and when a successful percolation test has been completed.

The exemption does not apply for permits for the construction of buildings requiring a sewer system or the placement of mobile/manufactured homes on the property.

Florence County Council Action:

April 3, 2008, Council held introduction on Ordinance 27-2007/08 for text amendment to Section 6.25(D) Lots of the Florence County Land Development and Subdivision Ordinance.

April 17, 2008, County Council is scheduled to hold second reading on Ordinance 27-2007/08 with a revision to the Ordinance to include text amendment to Section 6.20 Water and Sewer Systems for New Subdivisions.

May 1, 2008, County Council approved Ordinance No. 27- 2007/08 to amend only Section 6.25(D) Lots of the Florence County Land Development and Subdivision Ordinance.

Florence County/Municipal Planning Commission Action: April 22, 2008

The nine Planning Commission members present approved the amendment request to amend Section 6.20 Water and Sewer Systems for New Subdivisions and Section 6.25 Small Family and Private Development-D to provide exemptions for estate settlements and life estates with a unanimous vote at the meeting held on April 22, 2008.

Florence County/Municipal Planning Commission Recommendation:

The Planning Commission recommends approval of the amendment request by Florence County Council as voted upon at the Planning Commission meeting held on April 22, 2008.

Florence County/Municipal Planning Staff Action:

After the April 22, 2008 meeting, staff reviewed the Department of Health and Environmental Control's policy on septic tank permitting.

Florence County/Municipal Planning Commission Action: May 27, 2008

With approval from Florence County/Municipal Planning Commission at the May 27, 2008 meeting, it was decided that the ordinance be changed to apply to all new lots and have the public hearing occur at the Florence County/Municipal Planning Commission June 24, 2008 meeting in concurrence with Florence County Council.

Florence County/Municipal Planning Commission Action: June 24, 2008


The nine Planning Commission members present approved the text amendment as presented unanimously at the meeting held on June 24, 2008.

FLORENCE COUNTY COUNCIL MEETING

Item For Meeting On: Thursday, August 21, 2008

AGENDA ITEM: Ordinance No. 03-2008/09
Second Reading

DEPARTMENT: Planning and Building Inspections



ISSUE UNDER CONSIDERATION:

[An Ordinance To Zone Properties Owned By Bryan Miller And Danette P. And Ricky H. Foshee Located Off Of Country Club Drive, Johnsonville To R-1, Single-Family Residential District Shown On Florence County Tax Map No. 00441, Block 5, Parcel 188 Consisting of 1.2± Acres And Parcel 215 Consisting Of 1.8± Acres.]

POINTS TO CONSIDER:

1. The property is located in Council District 2.
2. Parcel 188 is currently vacant.
3. Parcel 215 currently contains a single-family residence.
4. Both properties were annexed into the City of Johnsonville in 1988 but remained unzoned.
5. Surrounding properties are single-family residential uses and zoned either R-2, Single-Family Residential District or PD, Planned Development District.
6. These properties are designated in an Existing Residential area according to the Comprehensive Plan.
7. This request does comply with the Comprehensive Plan.

OPTIONS:

1. *(Recommended)* Approval of Ordinance No. 03-2008/09 To Zone Properties Owned By Bryan Miller And Danette P. And Ricky H. Foshee Located Off Of Country Club Drive, Johnsonville To R-1, Single-Family Residential District Shown On Florence County Tax Map No. 00441, Block 5, Parcel 188 Consisting of 1.2± Acres And Parcel 215 Consisting Of 1.8± Acres.
(Planning Commission approved 9-0.) (Council District 2)
2. Provide An Alternative Directive

ATTACHMENTS:

Copies of the following are attached:

1. Ordinance No.03-2008/09
2. Staff report for PC#2008-47
3. Vicinity map
4. Location map
5. Comprehensive Land Use Plan map
6. Zoning map
7. Aerial photograph
8. Comprehensive Plan information
9. Zoning Ordinance information

Sponsor(s) : Planning Commission
 Planning Commission Consideration : June 24, 2008
 Planning Commission Public Hearing : June 24, 2008
 Planning Commission Recommendation : June 24, 2008 [Approved 9-0]
 First Reading/Introduction : July 17, 2008
 Committee Referral : N/A
 Second Reading : August 21, 2008
 Third Reading : September 18, 2008
 Effective Date : Immediately

I, _____,
 Council Clerk, certify that this
 Ordinance was advertised for
 Public Hearing on _____.

ORDINANCE NO.03-2008/09

COUNCIL-ADMINISTRATOR FORM OF GOVERNMENT FOR FLORENCE COUNTY

[An Ordinance To Zone Properties Owned By Bryan Miller And Danette P. And Ricky H. Foshee Located Off Of Country Club Drive, Johnsonville To R-1, Single-Family Residential District Shown On Florence County Tax Map No. 00441, Block 5, Parcel 188 Consisting of 1.2± Acres And Parcel 215 Consisting Of 1.8± acres.]

WHEREAS:

1. Section 30.291 entitled "Intent" of the Zoning Ordinance of the Florence County Code establishes that Florence County Council must be satisfied that applications for amendments to the Zoning Atlas of Florence County are not injurious from a public health, safety, and general welfare outlook and the effect of the change will not negatively impact the immediate environs or the County generally; and
2. Section 30.297 entitled "Administrative Procedures, Action" of the Zoning Ordinance of the Code of Ordinances for Florence County, South Carolina, republished January 2008, provides a procedure for amending the Official Zoning Map of the County of Florence; and
3. The procedure has been followed by the Florence County/Municipal Planning Commission at a public hearing on June 24, 2008.

NOW THEREFORE BE IT ORDAINED BY THE FLORENCE COUNTY COUNCIL DULY ASSEMBLED THAT:

1. Properties located on Country Club Drive, Johnsonville bearing Tax Map 00441, Block 5, Parcels 188 and 215 are hereby zoned to R-1, Single-Family Residential District.
2. Provisions in other Florence County ordinances in conflict with this Ordinance are hereby repealed.
3. If any provision of this Ordinance or the application thereof to any person or circumstance is held invalid, the invalidity does not affect other provisions or applications of the Ordinance which can be given effect without the invalid provision or application and to this end, the provisions of this Ordinance are severable.

ATTEST:

 Connie Y. Haselden, Council Clerk

 Approved as to Form and Content
 James C. Rushton, III, County Attorney

SIGNED:

 K. G. Rusty Smith, Jr., Chairman
 COUNCIL VOTE:

OPPOSED:

ABSENT:

**STAFF REPORT
TO THE
FLORENCE COUNTY/MUNICIPAL PLANNING COMMISSION
June 24, 2008
PC#2008-47
ORDINANCE NO. 03-2008/09**

Subject: Zoning request to R-1, Single-Family Residential District.

Location: Properties are located off of Country Club Drive, Johnsonville

Tax Map Number: 00441, Block 5, Parcels 188 and 215

Council District: 2; County Council

Owner of Record: Bryan J. Miller
Danette P. and Ricky H. Foshee

Applicant: Florence County/Municipal Planning Department

Land Area: Parcel 188 – 1.2± acres
Parcel 215 – 1.8± acres

Existing Land Use and Zoning:

Parcel 188 is currently vacant and Parcel 215 is currently occupied by a single-family residence. Both properties are currently unzoned in the city limits of the City of Johnsonville.

Proposed Land Use and Zoning:

There has been no indication of any proposed development changes to the properties at this time. The request is for the zoning of the properties to R-1, Single-Family Residential District.

Surrounding Land Use and Zoning:

North: Single-family residential/R-2/City of Johnsonville
South: Single-family residential/ PD/ City of Johnsonville
East: Single-family residential/PD / City of Johnsonville
West: Single-family residential/ R-2/City of Johnsonville

Florence County Comprehensive Plan:

The properties are currently designated as Existing Residential as established by the Land Use Element of the Comprehensive Plan. The request does comply with the Comprehensive Plan.

Staff Analysis:

Access and Circulation- Present access to the properties is by way of South Country Club Drive.

Water and Sewer Availability- These services are provided by the City of Johnsonville.

Adjacent Waterways/Bodies of Water/Flood Zone- There does not appear to be any waterway/body of water adjacent to the properties. The properties are not located in a flood zone.

Background- The subject properties are requesting zoning to R-1, Single-Family Residential District.

Records indicate that the properties were annexed into the City of Johnsonville in November 1988 and remained unzoned.

Florence County/Municipal Planning Commission Action: June 24, 2008

The nine Planning Commission members present approved the request unanimously at the meeting held on Tuesday, June 24, 2008.

Florence County/Municipal Planning Commission Recommendation:

The Planning Commission recommends approval of the zoning request by the Florence County Council based on the property having been annexed by the City of Johnsonville since 1988 with no zoning designation and its compliance with the Land Use Element of the Comprehensive Plan.


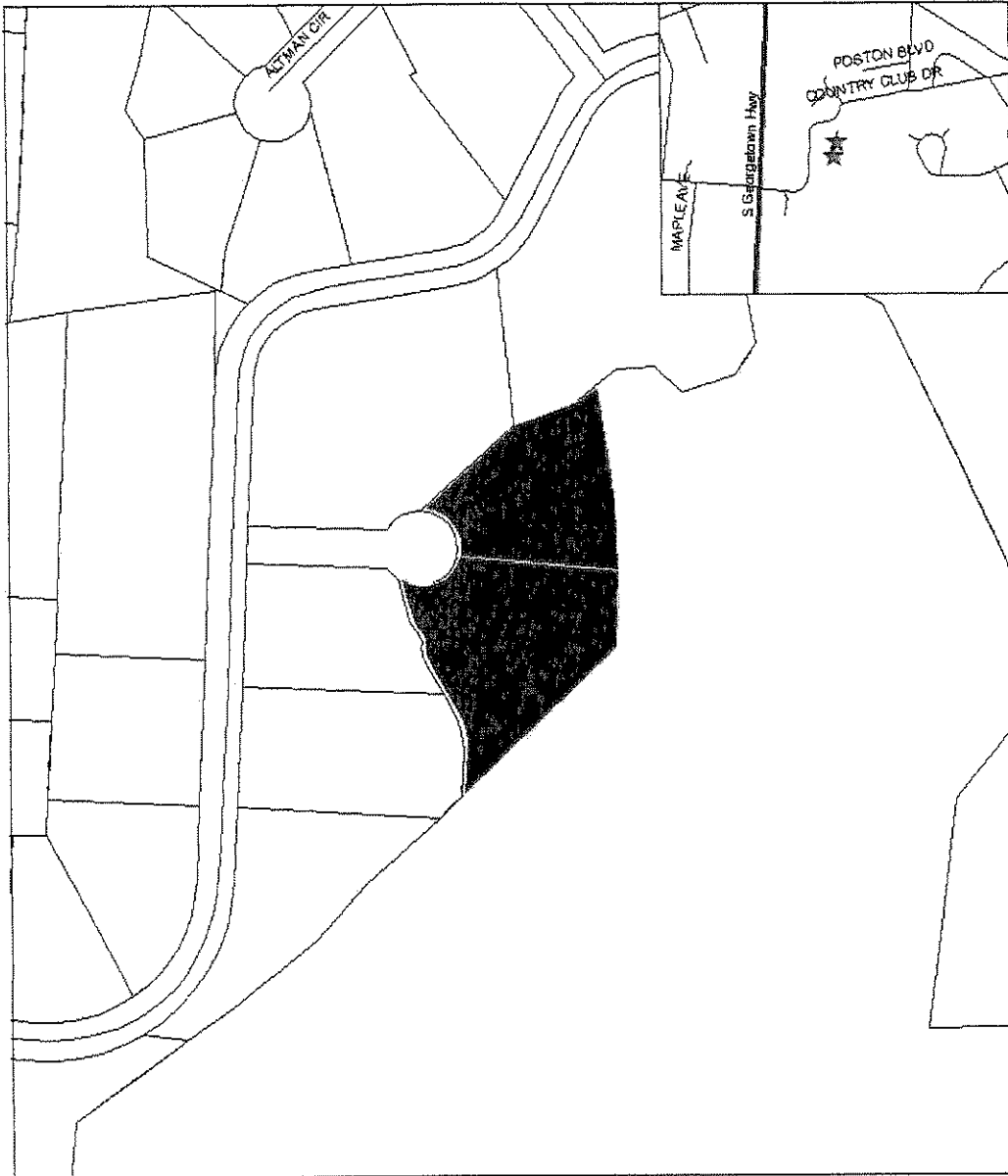


087.575 350 Feet
 |||||

Map Prepared by: RWE
 Copyright 2007: Florence County/Municipal Planning
 & Building Inspections Department
 Geographic Information Systems
 2007

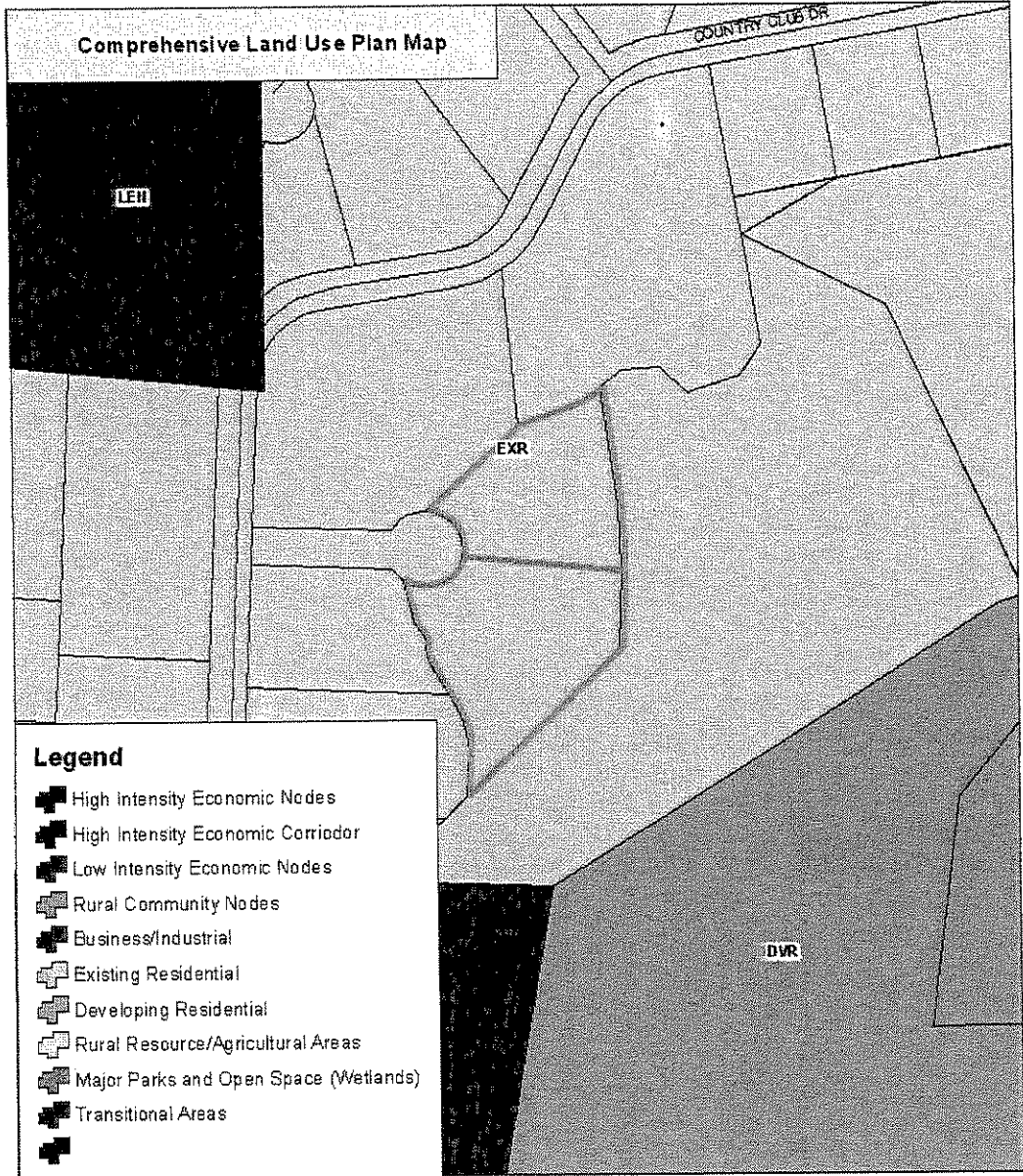


COUNTY COUNCIL DISTRICT(S): 2
PC#2008-47



Map Prepared by: RWE
 Copyright 2007: Florence County/Municipal Planning
 & Building Inspections Department
 Geographic Information Systems
 2007

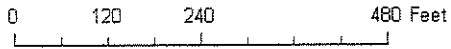
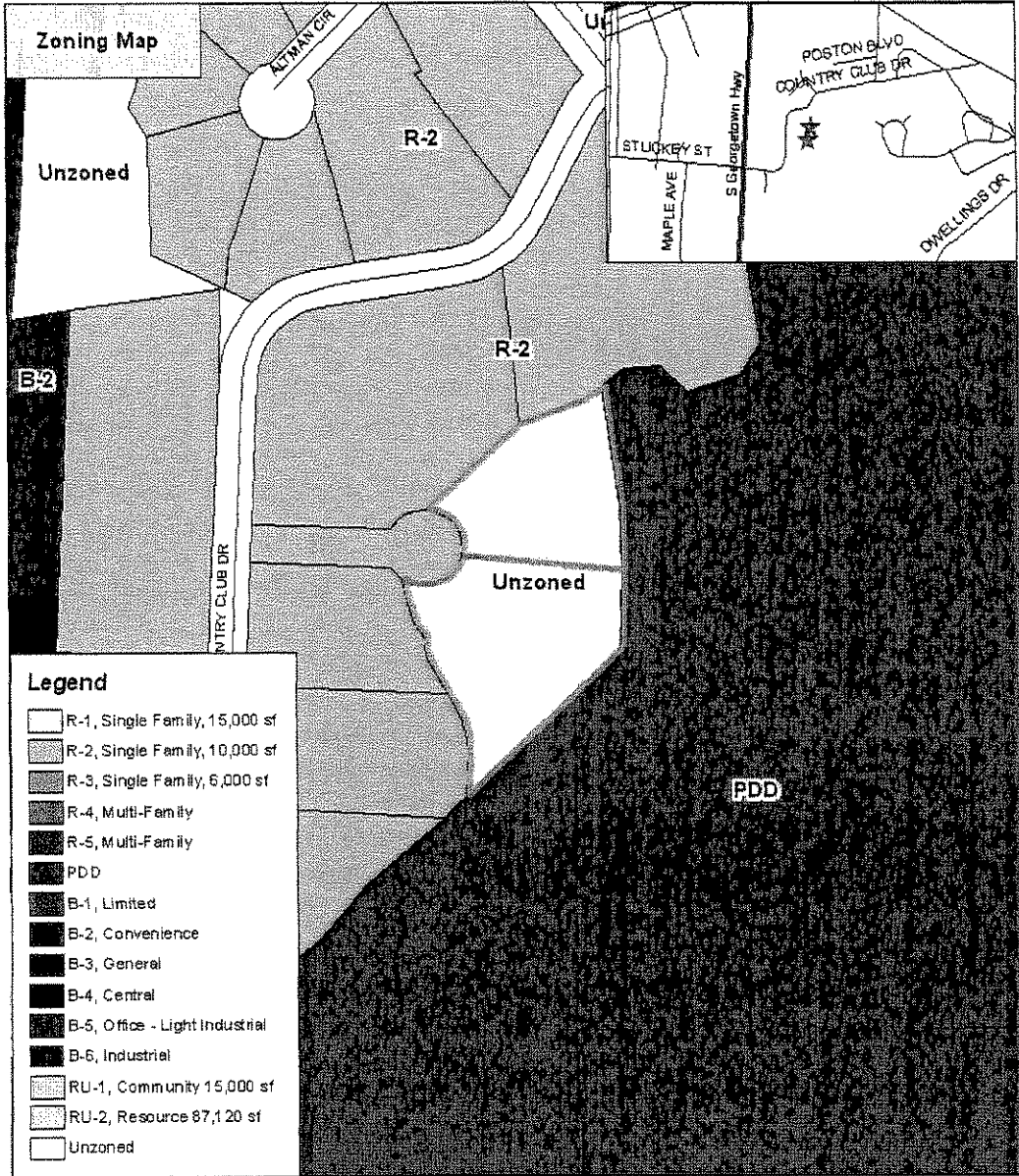
COUNTY COUNCIL DISTRICT(S): 2
PC#2008-47



Map Prepared by: RWE
 Copyright 2007: Florence County/Municipal Planning
 & Building Inspections Department
 Geographic Information Systems
 2307



COUNTY COUNCIL DISTRICT(S): 2
 PC#2008-47



N



Map Prepared by: RWE
 Copyright 2007: Florence County/Municipal Planning
 & Building Inspections Department
 Geographic Information Systems
 2007

COUNTY COUNCIL DISTRICT(S): 2
PC#2008-47

Florence County 2003 Orthophotography Map



0 90 180 360 Feet



Map Prepared by: RWE
Copyright 2007: Florence County/Municipal Planning
& Building Inspections Department
Geographic Information Systems
2007

COUNTY COUNCIL DISTRICT(S): 2
PC#2008-47

Comprehensive Plan Attachment:

Residential Areas Existing Residential

Existing residential areas represent one of the most important resources in the county. As such, the retention and protection of such areas are paramount.

Objective

The objective of this designation is to identify and protect the character and present use of residential resources (existing neighborhoods and subdivisions) and to prohibit development which would compromise or infringe on the prevailing character or continued use of such resources for residential purposes. Also, this designation is designed to promote in-filling of such areas with like uses as an efficient means of meeting future housing demands, and limiting sprawl.

Strategy

The following strategies are designed to implement the objective of this classification.

- ✓ Identify and map such areas.
- ✓ Structure and apply zoning and development regulations aimed at protecting the use and integrity of such areas.
- ✓ Monitor existing subdivisions for sign of change of use and/or deteriorating conditions, and take appropriate action to stabilize and/or revitalize such areas for continued residential use.

Plan Compliance Matrix

PLAN MAP OBJECTIVES (Summary)	USE IN ACCORD WITH PLAN MAP OBJECTIVES	USES AT VARIANCE WITH PLAN MAP OBJECTIVES
Protect and sustain existing residential areas, including property values and amenities	<ul style="list-style-type: none"> ❖ Single-family detached, site built dwellings ❖ Manufactured housing compatible with design characteristics, safety, and habitability standards required of site built housing ❖ Institutional uses in support of and compatible with residential uses, e.g. schools, churches, parks, and recreation facilities 	<ul style="list-style-type: none"> ❖ Most non-residential uses, including commercial, industrial, and business uses ❖ Multi-family residential uses ❖ Mobile and Manufactured homes not meeting standards for inclusion with single-family site built dwellings

ZONING ORDINANCE ATTACHMENT

R-1, R-2, and R-3 Single-Family Residential Districts

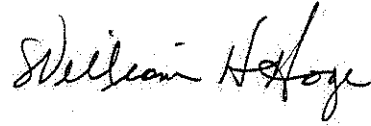
Aside from differences in lot sizes and densities, these districts are intended to foster, sustain, and protect areas in which the principal use of land is for single-family dwellings and related support uses.

FLORENCE COUNTY COUNCIL MEETING

Item for Meeting on: Thursday, August 21, 2008

AGENDA ITEM: Ordinance No. 06-2008/09
Introduction

DEPARTMENT: Planning and Building Inspections



ISSUE UNDER CONSIDERATION:

[An Ordinance To Adopt A New Economic Element For The Florence County/Municipal Comprehensive Plan In Accordance With The 1976 South Carolina Code Of Laws, As Amended, Title 6, Chapter 29, Section 510.]

POINTS TO CONSIDER:

1. Council District(s): All Florence County Council Districts
2. According to state law, a new Florence County/Municipal Comprehensive Plan must be developed every ten years.
3. The original passage date of the Economic Element was March 5, 1998.
4. This Element of the Plan examines the characteristics of the local economy including the available workforce and industry. This element provides a baseline analysis of the current economic condition for the County and offers goals for an economic policy.

OPTIONS:

1. *(Recommended)* Approve Ordinance No. 06-2008/09 as unanimously recommended by the ten Planning Commissioners present at the July 22, 2008 meeting.
2. Provide an Alternative Directive

ATTACHMENTS:

Copies of the following are attached:

1. Ordinance No. 06-2008/09
2. Resolution for PC#2008-51
3. Staff Report for PC#2008-51
4. Proposed Economic Element

Sponsor(s)	: Planning Commission	I, _____
Planning Commission Consideration	: July 22, 2008 Approved 10- 0]	Council Clerk, certify that this
Planning Commission Public Hearing	: July 22, 2008	Ordinance was advertised for
Planning Commission Recommendation	: July 22, 2000	Public Hearing on _____.
First Reading/Introduction	: August 21, 2008	
Committee Referral	:	
Second Reading	: September 18, 2008	
County Council Public Hearing	: September 18, 2008	
Third Reading	: October 16, 2008	
Effective Date	: Immediately	

ORDINANCE NO. 06-2008/09

COUNCIL-ADMINISTRATOR FORM OF GOVERNMENT FOR FLORENCE COUNTY

[An Ordinance To Adopt A New Economic Element For The Florence County/Municipal Comprehensive Plan In Accordance With The 1976 South Carolina Code Of Laws, As Amended, Title 6, Chapter 29, Section 510.]

WHEREAS:

1. SC 6-29-510 requires a new Florence County/Municipal Comprehensive Plan be developed every ten years; and
2. The original passage date of the Economic Element was March 5, 1998; and
3. Passage of this element will fulfill state law requirements, and provide goals for improving the local economy and meeting the challenges described therein.

NOW THEREFORE BE IT ORDAINED BY THE FLORENCE COUNTY COUNCIL DULY ASSEMBLED THAT:

Section 1. The Florence County/Municipal Comprehensive Plan Economic Element attached hereto, is hereby adopted and implemented, and supersedes all other versions of this Element which were adopted previously.

Section 2. Provisions in other Florence County ordinances in conflict with this Ordinance are hereby repealed.

Section 3. If any provision of this Ordinance or the application thereof to any person or circumstance is held invalid, the invalidity does not affect other provisions or applications of the Ordinance which can be given effect without the invalid provision or application and to this end, the provisions of this Ordinance are severable.

ATTEST:

SIGNED:

Connie Y. Haselden, Council Clerk

K. G. Rusty Smith, Jr., Chairman

COUNCIL VOTE:

OPPOSED:

ABSENT:

Approved as to Form and Content
James C. Rushton, III, County Attorney

RESOLUTION FOR PC#2008-51
FLORENCE COUNTY PLANNING COMMISSION

(A Resolution Recommending The Updated Economic Element Of The Comprehensive Plan)

WHEREAS:

1. According to state law, a new Florence County Comprehensive Plan must be developed every ten years; and
2. The fifth element to be adopted according to the ten-year schedule is the Economic Element; and
3. The Planning Commission advertised for and held a workshop on May 16, 2008; and
4. Following the passage of this resolution by the majority of the entire membership of the Planning Commission, the Economic Element must be adopted by ordinance after a public hearing by Florence County.

NOW THEREFORE BE IT RESOLVED BY THE FLORENCE COUNTY PLANNING COMMISSION DULY ASSEMBLED THAT:

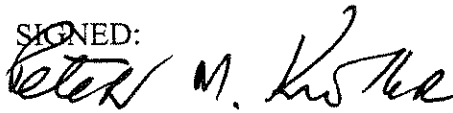
1. A Resolution is hereby adopted to recommend that Florence County adopt by ordinance the update to the Florence County Comprehensive Plan Economic Element as presented by the Planning Commission.

ATTEST:



Angela Thomas, Secretary

SIGNED:



Chairman

COMMISSION VOTE: 10 - 0
OPPOSED: None
ABSENT: None

**STAFF REPORT
TO THE
FLORENCE COUNTY PLANNING COMMISSION
July 22, 2008
PC#2008-51**

Subject: Adoption of a Resolution recommending the updated **Economic Element** of the Comprehensive Plan

Staff Analysis:

According to state law, a new comprehensive plan must be developed every ten years. The seven elements of the current plan were passed by all participating jurisdictions on various dates between December 1997 and April of 1999.

The fifth element to be adopted in accordance with this calendar to meet the ten-year requirement is the Economic Element. The Planning Commission advertised for and held a workshop on May 16, 2008 to discuss this issue.

Element Information:

The Economic Element examines the characteristics of the local economy including the available workforce and industry. This element provides a baseline analysis of the current economic condition for the County and offers goals for an economic policy.

Planning Commission Recommendation:


The ten Planning Commission members present at their July 22, 2008 meeting, voted unanimously to adopt a resolution recommending that all participating jurisdictions adopt the Economic Element.

Attachments:

Copies of the following are attached:

1. Proposed Economic Element
2. Resolution of Recommendation

ECONOMIC ELEMENT



FLORENCE COUNTY COMPREHENSIVE PLAN



TABLE OF CONTENTS

LIST OF FIGURES.....2

LIST OF TABLES.....3

INTRODUCTION.....5

INTRODUCTION.....5

 AIR QUALITY.....5

LABOR FORCE.....7

 EMPLOYMENT TRENDS.....8

 INCOME.....11

 EMPLOYERS.....15

 COMMUTING.....18

 MIGRATION.....23

WORKPLACE.....24

 DOWNTOWN DEVELOPMENT.....24

 INDUSTRY.....24

 AGRICULTURE.....27

 FORESTRY.....30

 MINING.....33

GOALS AND IMPLEMENTATION STRATEGIES.....36

REFERENCES.....38

 INTERNET SOURCES.....39

LIST OF FIGURES

Figure 5-1 Unemployment Percentages for Florence and Contiguous Counties, January 2008.....10

Figure 5-2 Median Family Income in the Pee Dee Region, 2000-2006.....12

Figure 5-3 State Median Family Income by Family Size, 2006 (dollars adjusted for inflation).....13

Figure 5-4 Approximate Commute Time, Florence County (from intersection of I-20 and I-95).....20

Figure 5-5 12-month Average National and South Carolina Regular Unleaded Fuel Prices.....21

Figure 5-6 Locations of Florence County Industrial Parks.....27

Figure 5-7 Locations of Mines in Florence County.....35



LIST OF TABLES

Table 5-1 Air Quality EPA Standards6

Table 5-2 Federal Government Expenditure by County Fiscal Year 2005 *(in thousands of dollars)*7

Table 5-3 Southeastern U.S. Projections for 20307

Table 5-4 Percent of Population for Florence County, 1970-20307

Table 5-5 Population and Employment Growth Rates for Florence County, 1970-20308

Table 5-6 Florence County: Age, Gender and Race Composition, 20058

Table 5-7 Unemployment Trends for Florence County and State of SC, 1990-20059

Table 5-8 Labor force, Unemployment, and Unemployment Rate (%) for Florence and Adjacent Locations.....9

Table 5-9 Employment Status by Gender for Florence County, 200010

Table 5-10 Employment Status by Race for Florence County, 2000.....11

Table 5-11 Change in Median Family Income for Florence and Adjacent Counties, 2000-200612

Table 5-12 Household Income Range for 1990 and 200013

Table 5-13 High School Education Attainment for Persons 18 yrs. and Over.....14

Table 5-14 College Education Attainment for Persons 18 yrs. and Over for Florence and Adj. Counties15

Table 5-15 Largest Employers in Florence County.....15

Table 5-16 Emergency Room and Inpatient Discharges for Florence, Adjacent Counties and State, 2006.....17

Table 5-17 FDIC Insured Institutions for Florence and Adjacent Counties18

Table 5-18 New and Existing Industry for Florence County, 1985-2004.....18

Table 5-19 Daily Commuting To and From Florence County and Surrounding Areas19

Table 5-20 Commute Time for Florence and Adjacent Counties, 200020

Table 5-21 Percentage of Workers 16 Years and Over for Florence and Adjacent Counties.....21

Table 5-22 Cumulative Investments on Industry for Florence County, 2005-200822

Table 5-23 Migration for Florence and Adjacent Counties24

Table 5-24 Employed Population 17 Years and Over for Florence County, 2000.....25

Table 5-25 Payroll Employment Information for Florence County, 2001.....25



Table 5-26	Projections of Employment Percentage by Type for Florence County, 1970-2030	26
Table 5-27	Location of Industrial Parks in Florence County	26
Table 5-28	Agricultural Statistics for Florence and Adjacent Counties, 1992 and 2002	28
Table 5-29	Agricultural Statistics for Florence and Adjacent Counties, 2002	28
Table 5-30	Cash Receipts from Farm Marketing of Crops, Livestock, and Livestock Products in S.C.	29
Table 5-31	Leading S.C. Commodities for Cash Receipts, 2004	30
Table 5-32	Roundwood Timber Output for Florence and Adjacent Counties, 2005 (<i>thousands of cubic feet</i>)....	31
Table 5-33	Value of Timber Delivered to SC Mills, 2003	31
Table 5-34	Value of Timber Delivered to SC Mills, 2005	32
Table 5-35	Mine Permits in Florence County.....	34

DRAFT



INTRODUCTION

The economic element of the Comprehensive Plan examines the characteristics of the local economy including the available workforce and industry. This element provides a baseline analysis of the current economic condition for the County and offers goals for an economic policy. The importance of economic development is quite basic. It is about residents and business owners working together to maintain a strong economy and quality of life. This objective is accomplished by creating, attracting and retaining desirable jobs that will provide a good standard of living. For example, when personal income is increased, the tax base increases which allows a broader level of public services. The well-being of a community is enhanced by a balanced and healthy economy.

A community can anticipate changes and determine its future direction by investing in economic development. It enables them to guide or choose the type of development that is desirable to their community. Some economic developers are employed to maintain and enhance the community's values.

In the last decade, changes within the County and largely on the national scale have had an influence in the types of jobs available. Florence County is significantly affected by transformations in the economy due to evolving technology, a growing global market and the increasing level of education in the workforce. Education is a basic factor in achieving the best results for the economy. Computer literacy is critical in the market today due to the sophistication of machinery as well as a means of communication. Overall, industry businesses are encouraged to relocate to Florence County which in turn provides growth to the County's economy.

Significant biomedical and financial businesses are located in Florence County either in the downtown area or I-95 and I-20 connectors. Specifically, two hospitals and two major pharmaceutical companies as well as banking regional offices and many large local banking services are locally established.

Florence County offers businesses a wide range of transportation options. The CSX Railroad has a major local switching yard and offers a direct rail service to two major seaports: Charleston, S.C. and Wilmington, N.C. The Florence Regional Airport offers commercial connections daily to major southeastern and international hub airports in Charlotte and Atlanta. The airport has expanded their facilities and continues to better serve the regional interests. Furthermore, the interstate highway system, including I-95 and I-20, services the entire County with future road widening projects funded by a one cent capital project sales tax.

All of the elements that make up the Comprehensive Plan play a major role in the developing of the economy. This economic element will provide statistical data and trends pertaining to the employment and business community of Florence County. It is the goal of this document to be used to better plan the future by referencing available data.

There are four simple questions that need to be answered to complete this document:

- Where are we now?
- Where do we want to be?
- How do we get there?
- Where do we put what we want?

(Wisconsin Economic Development Institute, Inc. 2003)

AIR QUALITY

The region's air quality is an important factor when attracting businesses. On March 12, 2008, the EPA signed the most stringent 8-hour standard for ozone, a first in a decade. The changes were based on the most recent scientific evidence regarding the effects of ozone which, together with particulate matter (PM) are primary components to measuring air quality.



The new primary 8-hour standard is 0.075 parts per million (ppm). The secondary standard (concerned with the effects of air quality on vegetation) is set equal to the primary standard (which is focused on human health). The previous standards were both set at 0.08 ppm. Due to the fact that ozone is measured out three decimal places, the standard became 0.084 because of rounding. A non-attainment status is assigned to areas that fail to meet these standards. This status may translate into restrictions for polluters and federally funded transportation projects.

Nationwide, ozone levels have dropped 21 percent since 1980 as more government and business partners addressed air quality issues. Improvements are expected to continue due to such regulations as The Clean Air Interstate Rule, which reduces emissions from power plants and the Clean Diesel Program which reduces emissions from highway, non-road and stationary diesel engines nationwide.

Diesel emission regulations passed for 2007 will further aide local regions in meeting the EPA standards. The final standards for these levels were selected after reviewing 1700 scientific studies about ozone effects on public health and welfare. The advice of the EPA's external scientific advisors combined with staff and public comments were also used to determine these standards. The EPA has updated the Air-Quality Index (AQI) to reflect the change in health standards. Daily air quality is communicated to the public by using the AQI and the range is shown in table 5-1, below.

Table 5-1 Air Quality EPA Standards

Air Quality Index		
Index Values	Descriptors	Cautionary Statements for Ozone
0 to 50	Good	None
51 to 100	Moderate	Unusually sensitive people should consider limiting prolonged outdoor exertion.
101 to 150	Unhealthy for Sensitive Groups	Active children and adults, and people with respiratory disease, such as asthma, should limit prolonged outdoor exertion
151 to 200	Unhealthy	Active children and adults, and people with respiratory disease, such as asthma, should avoid prolonged outdoor exertion; everyone else, especially children, should limit prolonged outdoor exertion
201 to 300	Very Unhealthy	Active children and adults, and people with respiratory disease, such as asthma, should avoid all outdoor exertion; everyone else, especially children, should limit outdoor exertion.

Source: www.scdhec.net/BAQ

Since 1980, Florence County ground level ozone has been significantly reduced. In general, ground level ozone season begins April 1 and ends Oct. 31. The County has a consistent track record of air quality partners coordinating efforts to increase air quality. Most recently, Florence County government and the State's Department of Health and Environmental Control together with representatives from the area's businesses met to review programs that directly improved air quality. Possibly reflecting this effort, ground-level ozone concentrations have decreased every year between 2005 and 2007. Currently, Florence County is exploring more avenues to continue this trend. Particulate matter concentrations, another air quality parameter, continue to meet national EPA standards.

Table 5-2 shows federal government expenditures in 2005 for Florence and adjacent counties. Florence County has the largest population of 130,259 while Sumter is second with 104,909. Even though Florence has a larger population, Sumter has the greatest number of expenditures, mainly due to the presence of Shaw Air Force Base. Florence is number one in the grants category. Sumter and Marion County are the top two in procurements. Sumter is by far the leader in salaries and wages at \$264,987 and Lee County at the lowest with \$2,161.



Table 5-2 Federal Government Expenditure by County Fiscal Year 2005 (in thousands of dollars)

Jurisdiction	Population	Total Expenditures	Retirement and Disability	Other Direct Payments	Grants	Procurement	Salaries and Wages
South Carolina	4,246,933	32,043,535	11,445,585	6,128,668	6,323,699	4,844,153	3,301,430
Florence	130,259	867,033	346,014	204,402	242,949	20,354	53,314
Clarendon	33,127	247,344	96,274	56,753	88,609	1,087	4,621
Darlington	67,369	400,116	170,421	98,605	117,787	1,893	11,410
Dillon	30,851	227,210	75,432	63,269	81,964	1,003	5,541
Lee	20,589	132,312	46,912	37,547	45,175	516	2,161
Marion	34,798	370,888	92,291	75,982	82,163	112,047	8,405
Marlboro	27,722	226,809	77,319	54,431	69,848	9,102	16,109
Sumter	104,909	1,051,161	320,975	126,327	181,964	156,908	264,987
Williamsburg	35,272	295,992	91,923	71,208	97,846	14,795	20,221

Source: U.S. Census Bureau, 2005

LABOR FORCE

The labor force consists of those people who are employed or actively seeking employment, typically those between the ages of 15 and 65. Those who are unsuccessful in seeking employment determine the unemployment rate. Below, Table 5-3 summarizes current and projected characteristics of the Southeastern U.S. population.

Table 5-3 Southeastern U.S. Projections for 2030

	2005	2030
Population	296,507	378,317
Employment	174,250	246,949
Growth Rate	0.98%	1.40%
Percent of Population 65 + years	12.4%	18.6%
Percent of Population 0-17 years	24.8%	23.8%
Mean Household Income	\$86,081	\$115,723

Source: 2007 Woods & Poole Economics

Table 5-4 represents the population percentages and projections for Florence County from 1970-2030. The population age 0 to 17 shows a decrease of 13.1% from 1970 to 2030 while the population 65 and over shows an increase of 12.71%. The population white non-Hispanic decreases from 60.53% in 1990 to 49.69% in 2030. The population black non-Hispanic increases from 38.65% in 1990 to 45.87% in 2030. The Hispanic population (any race) shows a projected increase to 2.42% in 2030.

Table 5-4 Percent of Population for Florence County, 1970-2030

	1970	1980	1990	2000	2015	2030
Percent of Population Age 0-17	38.84%	32.11%	28.35%	25.76%	25.98%	25.74%
Percent of Population Age 65 +	6.94%	8.68%	11.08%	11.82%	14.98%	19.65%
Percent of Population White Non-Hispanic	n.a.	n.a.	60.53%	58.50%	53.62%	49.69%
Percent of Population Black Non-Hispanic	n.a.	n.a.	38.65%	39.44%	43.16%	45.87%
Percent of Population Hispanic (Any Race)	0.14%	0.42%	0.44%	1.12%	1.69%	2.42%

Source: 2007 Woods & Poole Economics



Table 5-5, below, shows population and employment growth rate projections for Florence County from 1970 to 2030. The growth rate actually decreases for both. The population rate decreases from +1.12% to +0.68% and the employment growth rate decreases from +1.93% to +1.09%. Although the County's population and employment is slated to continue to grow, the rate of that growth, or acceleration, of these two measures decreases.

Table 5-5 Population and Employment Growth Rates for Florence County, 1970-2030

	1970-2000	1980-2000	2000-2015	2000-2030
Population Growth Rate	+1.12%	+0.65%	+0.68%	+0.68%
Employment Growth Rate	+1.93%	+1.78%	+1.09%	+1.19%
Population Change (Thousands)	+35.68	+15.38	+13.37	+28.35
Employment Change (Thousands)	+34.95	+23.83	+14.08	+34.10

Source: 2007 Woods & Poole Economics

Table 5-6 offers a general overview of the population distribution by age, gender and race. In Florence County, women outnumber men by almost 6% whereas the white and non-white populations differ by 16%.

Table 5-6 Florence County: Age, Gender and Race Composition, 2005

Total Civilian Population	131,097
Distribution by Age	
Under 5	9,685 (7.4)
05-13 years	15,437 (11.8)
14-17 years	7,787 (5.9)
18-24 years	12,632 (9.6)
16 years and over	102,051 (77.8)
18 years and over	98,188 (74.9)
15-44 years	54,027 (41.2)
45-64 years	33,901 (25.9)
65 years and over	16,165 (12.3)
85 years and over	1,991 (1.5)
Distribution by Gender	
Male	47.0%
Female	53.0%
Distribution by Race	
White	57.7%
Non-White	41.3%

Source: U.S. Census Bureau

Florence County employs the largest and highest percentage of its County labor force in the Pee Dee region with Sumter County trailing by nearly 1.5% as shown in Table 5-8 and Figure 5-1. Marion and Marlboro counties consistently have the highest unemployment rates in the region. In 2004 and 2005, unemployment in Marion County was 13.7% and 13.8%, respectively. Overall, this part of the Pee Dee region has higher unemployment than the State average.

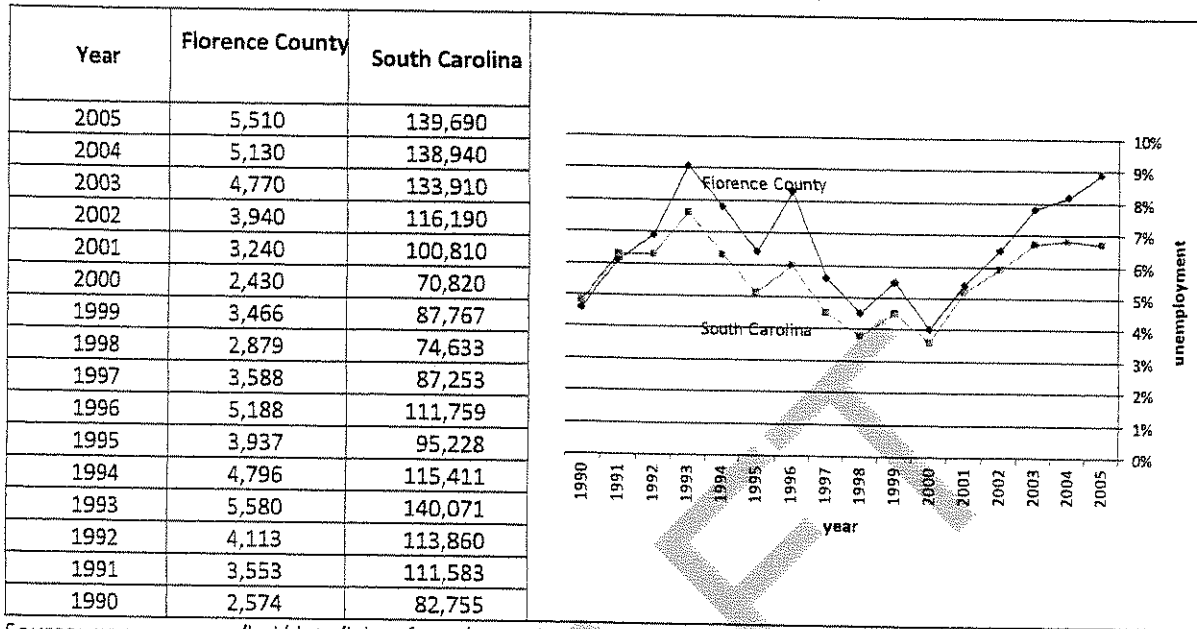
EMPLOYMENT TRENDS

As shown in Table 5-7, the percentages of the labor force for Florence County follows the State trend and was closest in 1990, 1991 and 2001, with the County having a better unemployment number during the former two of the three noted years. However, most recently, Florence County unemployment percentage was significantly higher than the State. This deviation for the State trend may be influenced by the loss of many textile companies. This



This unemployment trend is slated to reverse, however, with two corporations building new complexes: Pepsi Coia and H.J. Heinz, at the Pee Dee Touchstone Energy Commerce City location.

Table 5-7 Unemployment Trends for Florence County and State of SC, 1990-2005



Source: www.sces.org/lmi/data/labor-force/scunadjusted.xls

Table 5-8 Labor force, Unemployment, and Unemployment Rate (%) for Florence and Adjacent Locations

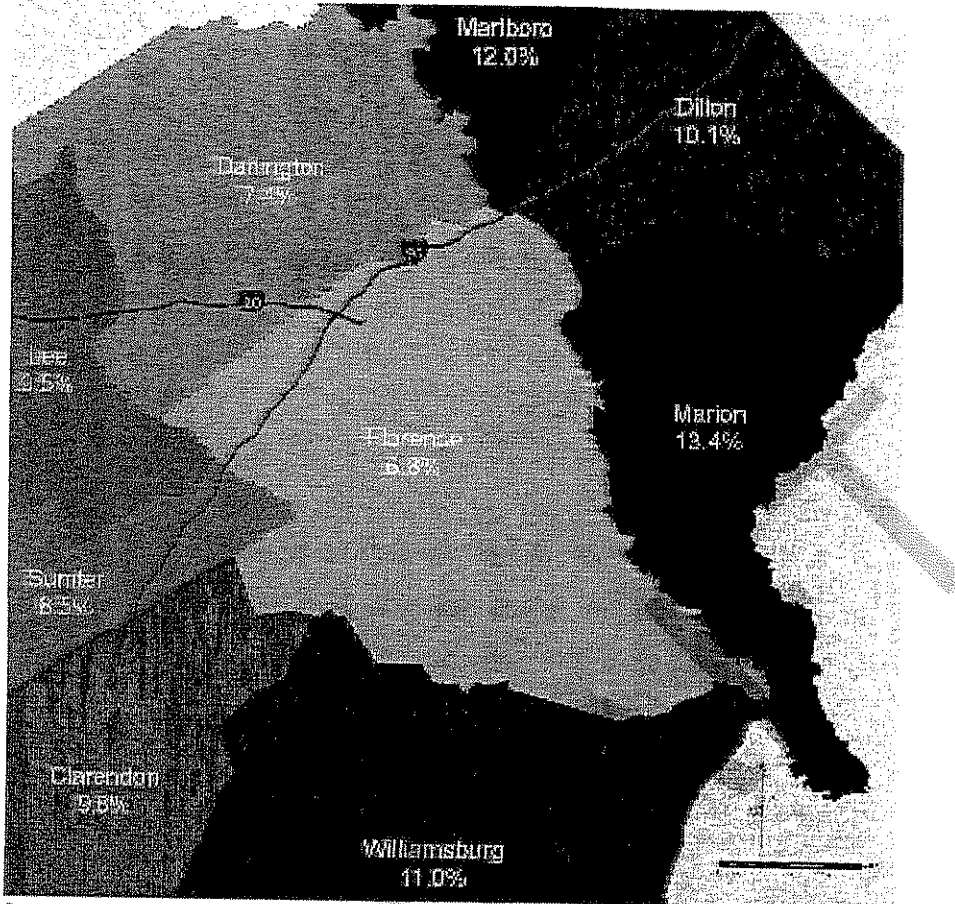
Location	Labor Force			Unemployment (%)		
	Jan 2007	Dec 2007	Jan 2008	Jan 2007	Dec 2007	Jan 2008
<i>South Carolina (in thousands)</i>	2,131.0	2,150.2	2,145.9	127.3 (6.0)	133.4 (6.2)	130.3 (6.1)
Florence	62,070	64,000	64,140	4,430 (7.1)	4,340 (6.8)	4,380 (6.8)
Clarendon	12,950	12,790	12,790	1,250 (9.7)	1,250 (9.8)	1,260 (9.8)
Darlington	30,910	32,010	32,060	2,280 (7.4)	2,370 (7.4)	2,370 (7.4)
Dillon	13,260	13,300	13,360	1,240 (9.4)	1,360 (10.2)	1,350 (10.1)
Lee	8,120	8,230	8,170	820 (10.1)	750 (9.2)	770 (9.5)
Marion	13,110	12,850	13,300	1,750 (13.4)	1,690 (13.2)	1,790 (13.4)
Marlboro	12,240	12,030	12,110	1,580 (12.9)	1,490 (12.4)	1,450 (12.0)
Sumter	46,140	45,070	44,130	3,610 (7.8)	3,790 (8.4)	3,740 (8.5)
Williamsburg	15,520	15,600	15,500	1,690 (10.9)	1,650 (10.6)	1,700 (11.0)

Source: S.C. Workforce Trends (March 2008)

This area intentionally left blank.



Figure 5-1 Unemployment Percentages for Florence and Contiguous Counties, January 2008



Source: S.C. Workforce Trends, March 2008; map by Florence County Planning Department (June 2008)

The table below shows the workforce of South Carolina in 2000 distinguished by gender. Comparing the County's total population of those older than 16 years of age, Florence County includes 68.5% of the men and 57.2% of the women participating in the local civilian labor force. Statewide, the labor force reflects a similar gender distribution between men and women of 69.8% and 57.5%.

Table 5-9 Employment Status by Gender for Florence County, 2000

	Florence County		South Carolina	
	Male (%)	Female (%)	Male (%)	Female (%)
Population 16 Years and Over	44,484 (100)	52,532 (100.0)	1,487,654 (100.0)	1,626,362 (100.0)
Civilian Labor Force	30,456 (68.5)	30,040 (57.2)	1,009,423 (69.8)	928,772 (57.5)
Employed	28,154 (63.3)	27,465 (52.3)	955,764 (64.2)	868,936 (53.4)
Unemployed	2,210 (5)	2,555 (4.9)	53,659 (3.6)	59,836 (3.7)
Armed Forces	92 (0.2)	20 (0)	29,143 (2.0)	6,884 (0.4)
Not In Labor Force	14,028 (31.5)	22,492 (42.8)	449,088 (30.2)	690,706 (42.5)

Source: U.S. Census Bureau, Census 2000. SF3, Table P43



In Table 5-10, the 2000 South Carolina labor force quantities show the African-American population having the lowest percentage (59.2), white population with the middle percentage (64.8) and other races having the largest percentage (69.2) of the race's population in the labor force. Florence County reflects the national trends within 2 percent for each category. Comparing among race populations in the labor force, the white and other race categories outpace the African-American population at each geographic measure.

Table 5-10 Employment Status by Race for Florence County, 2000

	Florence County (%)	South Carolina (%)	United States (%)
White Population 16 Years and Over	59,212 (100.0)	2,162,722 (100.0)	167,359,106 (100.0)
In Labor Force	38,468 (65.0)	1,401,633 (64.8)	108,079,326 (64.6)
Not In Labor Force	20,744 (35.0)	761,089 (35.2)	59,279,780 (35.4)
African American Population 16 Years and Over	35,924 (100.0)	855,740 (100.0)	24,744,502 (100.0)
In Labor Force	20,833 (58.0)	506,438 (59.2)	14,905,895 (60.2)
Not In Labor Force	15,091 (42.0)	349,302 (40.8)	9,838,607 (39.8)
Other Races Population 16 Years and Over	1,880 (100.0)	95,554 (100.0)	25,064,469 (100.0)
In Labor Force	1,195 (63.6)	66,151 (69.2)	15,835,714 (63.2)
Not In Labor Force	685 (36.4)	29,403 (30.8)	9,228,755 (36.8)

Source: U.S. Census Bureau, Census 2000. SF3, Tables P150A-G

Statewide, the South Carolina workforce is dedicated to a high level of service. The State boasts one of the lowest unionization rates in the U.S. at 3.3% in 2006 compared to 12% nationwide (South Carolina Chamber of Commerce, 2008), one of the lowest work stoppage rates in the U.S. with minimal working time lost due to strikes in manufacturing and non-manufacturing industries combined (U.S. Dept. of Labor), ranks in the top quartile in productivity based on value added per capita in the U.S. (U.S. Census Bureau/U.S. Bureau of Economic Analysis), and fourth best in workforce training programs (including readySC™) in the U.S. and has ranked in the top five for the past eight years (Expansion Management magazine). According to the 2005 American Community Survey (U.S. Census Bureau), South Carolina ranks among the lowest in taxes: 44th in property tax and 43rd in income tax percentages among the states.

INCOME

The median family income is another measure of the well being of a community's population. The median family income of an area is the value of income where half of all families have an income more than that value with the other half of families bringing in less than that amount. In the Pee Dee Region, Florence County, as shown in Table 5-11 and Figure 5-2, has the highest level of income since 2000. However, Marlboro County had the greatest percentage increase. Residents from counties in the Pee Dee area may seek better employment opportunities in Florence County due to the reflection of available opportunities and higher salaries.

This area intentionally left blank.

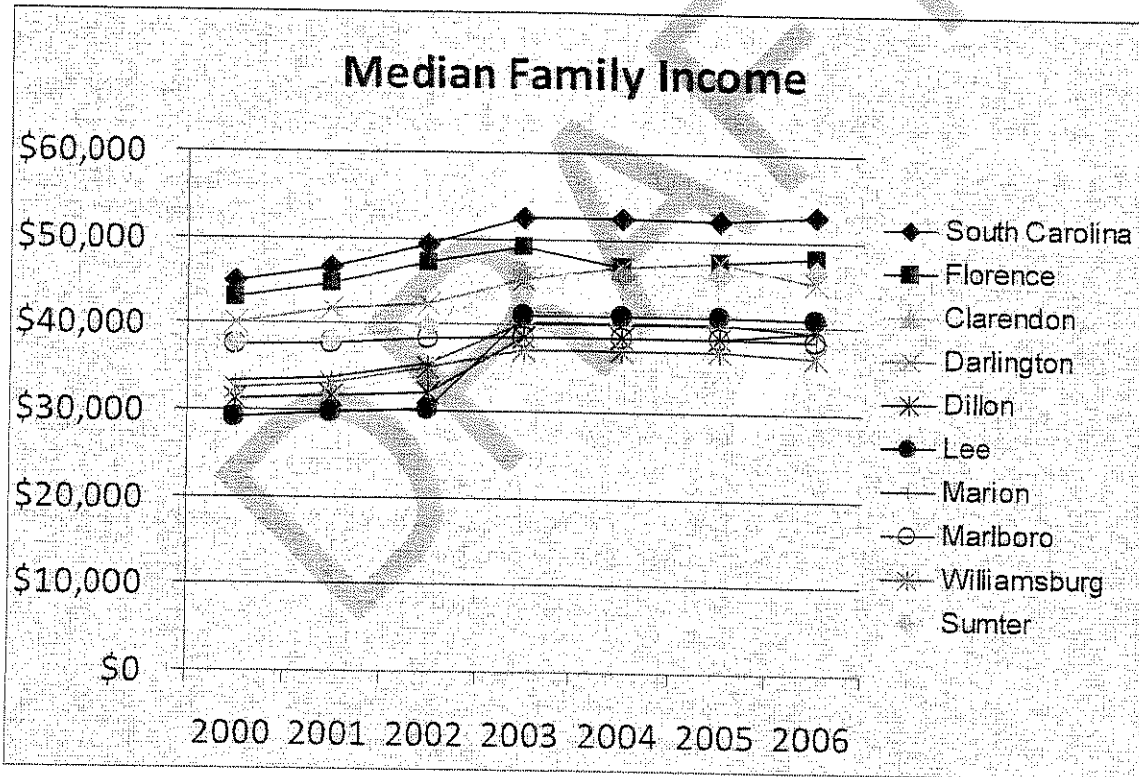


Table 5-11 Change in Median Family Income for Florence and Adjacent Counties, 2000-2006

County	2000	2001	2002	2003	2004	2005	2006	Percent of Change From 2000 to 2006
South Carolina	\$45,000	\$46,600	\$49,200	\$52,400	\$52,400	\$52,250	\$52,900	+8.5
Florence	\$43,100	\$44,600	\$47,200	\$49,000	\$46,700	\$47,450	\$48,000	+9.0
Clarendon	\$30,800	\$32,200	\$34,200	\$41,500	\$41,500	\$41,500	\$41,000	+7.5
Darlington	\$40,000	\$41,700	\$42,300	\$45,400	\$46,700	\$47,450	\$45,100	+8.9
Dillon	\$31,200	\$31,700	\$32,200	\$38,700	\$38,700	\$38,700	\$39,400	+7.9
Lee	\$29,100	\$29,700	\$30,200	\$41,200	\$41,200	\$41,200	\$40,900	+7.1
Marion	\$33,300	\$33,800	\$35,400	\$40,300	\$40,300	\$40,300	\$39,500	+8.4
Marlboro	\$37,500	\$37,700	\$38,400	\$38,600	\$38,600	\$38,600	\$38,300	+9.8
Williamsburg	\$32,500	\$33,200	\$35,100	\$37,100	\$37,100	\$37,100	\$36,500	+8.9
Sumter	\$37,800	\$38,200	\$39,900	\$45,900	\$45,900	\$45,950	\$46,600	+8.1

Source: U.S. Department of Urban Development, Economic and Market Analysis Divisions

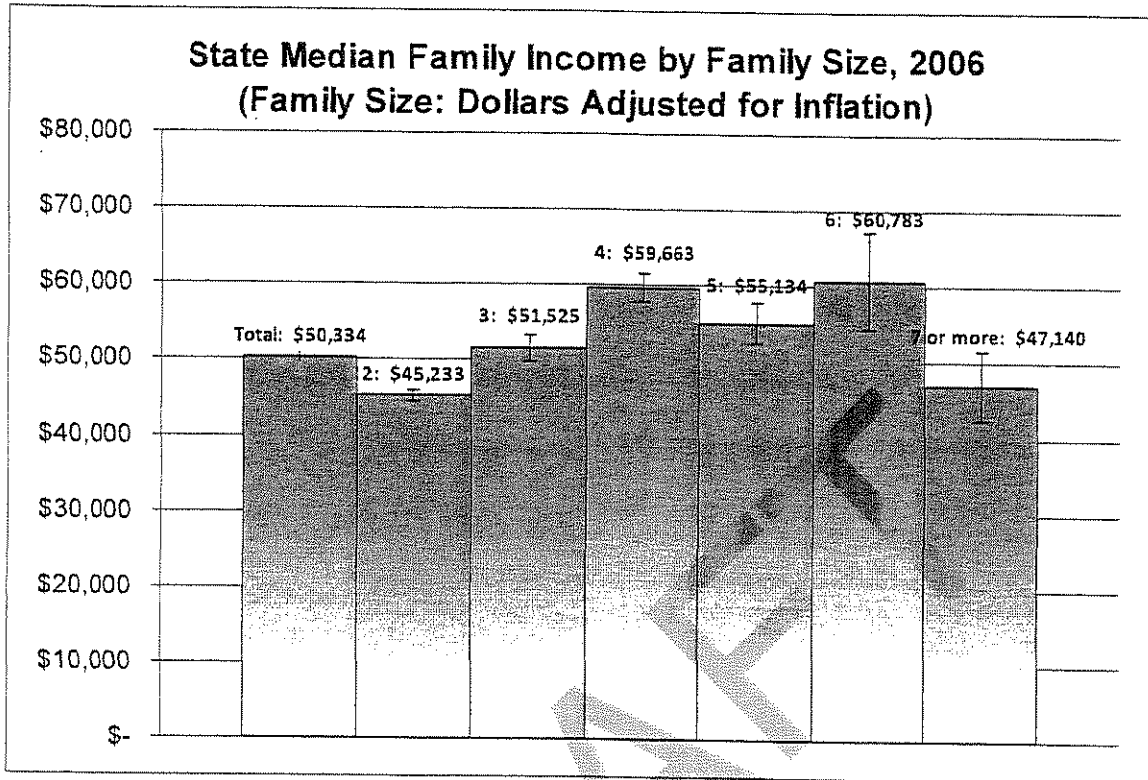
Figure 5-2 Median Family Income in the Pee Dee Region, 2000-2006



In Figure 5-3 the value shown is the 90% margin of error. The margin of error can be interpreted roughly as providing a 90% possibility that the interval defined by the estimate contains the true value.



Figure 5-3 State Median Family Income by Family Size, 2006 (dollars adjusted for inflation)



Source: U.S. Census Bureau, 2006 American Community Survey.

Because incomes fluctuate greatly within the ten years between census counts, the Census is limited in providing meaningful short-term trends. Rather, Census data shows a general picture of income rise, fall and change.

Table 5-12 lists the number of households within certain income ranges based on incomes from 1989 and 1999. For the 1990 Census (using 1989 income data), more than 30% of households had an income less than \$15,000. In 2000 (1999 income data), only about 20% of households were in the same category. The median household income (the value where half of all family fall above and below the amount) for 1990 and 2000 was in the upper portion of the \$25,000 - \$34,999 range for both periods. For 2005 and 2006, these values were estimated at \$40,454 and \$41,100, respectively (U.S. Census, American Community Survey, 2006).

Table 5-12 Household Income Range for 1990 and 2000

Household Income	1989 Number	1989 % of Total Household	1999 Number	1999 % of Total Household
Total Households	39,998	100.0%	47,107	100.0%
Less than \$9,999	9,015	22.5%	6,464	13.7%
\$10,000 - \$14,999	3,996	10.0%	3,333	7.0%
\$15,000 - \$24,999	7,438	18.6%	7,361	15.6%
\$25,000 - \$34,999	6,245	15.6%	6,296	13.4%
\$35,000 - \$49,999	6,805	17.0%	8,287	17.6%
\$50,000 - \$74,999	4,452	11.1%	8,335	17.7%
\$75,000 - \$99,999	1,096	2.7%	3,576	7.6%
\$100,000 - 149,999	494	1.2%	2,119	4.5%
\$150,000 and above	457	1.1%	1,336	2.8

Source: Census 2000 analyzed by the Social Science Data Analysis Network (SSDAN)



Florence County's level of income has grown at an increasing rate over the last three Censuses (refer to Figure 5-2). However, the income has continued to lag behind the rest of the state which may be due to only recent attraction of the higher technology industries. However, as the economic base begins to change, Florence's income level may begin to accelerate.

Another reason for the lower level wage in Florence is that the cost of living is lower than in other parts of the State and country. Therefore, workers are able to relocate and work for a slightly lower wage than they could in other areas, while maintaining or increasing quality of life.

There are a large number of households that make under \$15,000 when you consider that the average income is close to \$40,000 and the median income is close to \$48,000. This problem is not limited to Florence County, but it is one that can be addressed here.

Table 5-13 shows the percentage of high school graduates over the age of 18 for counties in the Pee Dee area is in the 30% range with Marion County topping the range at 38%. Sumter has the lowest percentage at 30.3% and Florence is next at 31%. However, all counties are above the state's rate of 30%. The 9th-12th grades with no diploma once again reflect Sumter and Florence Counties with the lowest rates (17.5 and 18.3, respectively) and Marlboro County with the highest rate of 27%. Dillon has the highest rate of those with less than a 9th grade education with Sumter and Florence at 8.45% and 8.6% at the lowest percentages.

Table 5-13 High School Education Attainment for Persons 18 yrs. and Over

County	Total	Less Than 9 th Grade		9 th -12 th Grade, No Diploma		Graduate	
		persons	%	persons	%	persons	%
South Carolina	3,002,919	228,213	7.6%	490,832	16.3%	901,827	30.0%
Florence	93,175	8,028	8.6%	17,082	18.3%	28,858	31.0%
Clarendon	24,097	2,876	11.9%	5,684	23.6%	8,300	34.4%
Darlington	49,704	5,227	10.5%	10,129	20.4%	16,217	32.6%
Dillon	21,792	3,128	14.4%	5,512	25.3%	7,368	33.8%
Lee	14,954	2,006	13.4%	3,801	25.4%	5,264	35.2%
Marion	25,666	2,822	11.0%	5,620	21.9%	9,747	38.0%
Marlboro	21,261	2,762	13.0%	5,732	27.0%	7,417	34.9%
Sumter	75,212	6,330	8.45	13,163	17.5%	22,807	30.3%
Williamsburg	26,553	2,813	10.6%	6,492	24.4%	9,247	34.8%

Source: U.S. Census Bureau, Census of Population and Housing; 2000

Post high school educational attainment is another indicator used to assess the preparation of a population for various workplace operations.

Table 5-14 shows attainment levels for Florence County and adjacent counties for degrees of higher education.

Sumter County is shown with the highest percentage of population with some college and no degree at 23% being the only county higher than the state average. Florence ranks second in the Pee Dee region at 19.5% which is below the State's rate of 21.2%. The number of people with Associate degrees in Sumter County is at 6.5% which is the only Pee Dee County higher than the State average. Lee County has the lowest rate of 3.8%. Florence County seems to host the highest percentage of their population among the Pee Dee region with a Bachelor's degree at 11.6% and those who graduated or have a professional degree at 5.4% even though no county exceeds the State in either category.

This area intentionally left blank.



Table 5-14 College Education Attainment for Persons 18 yrs. and Over for Florence and Adj. Counties

County	Total	Some College, No Degree		Associate Degree		Bachelor's Degree		Graduate or Prof. Degree	
		#	%	#	%	#	%	#	%
South Carolina	3,002,919	637,838	21.2%	186,147	6.2%	377,855	12.6%	180,207	6.0%
Florence	93,175	18,125	19.5%	5,201	5.6%	10,845	11.6%	5,037	5.4%
Clarendon	24,097	3,629	15.1%	1,132	4.7%	1,693	7.0%	783	3.2%
Darlington	49,704	9,125	18.4%	2,841	5.7%	4,347	8.7%	1,818	3.7%
Dillon	21,792	3,014	13.8%	976	4.5%	1,195	5.5%	599	2.7%
Lee	14,954	2,094	14.0%	562	3.8%	888	5.9%	339	2.3%
Marion	25,666	4,048	15.8%	1,042	4.1%	1,661	6.5%	726	2.8%
Sumter	75,212	17,359	23.1%	4,919	6.5%	7,333	9.7%	3,301	4.4%
Williamsburg	26,553	4,056	15.3%	1,145	4.3%	1,983	7.5%	817	3.1%

Source: U.S. Census Bureau, Census of Population and Housing; 2000

Florence County is home to Francis Marion University and Florence-Darlington Technical College. Francis Marion University is a four-year college with one of the most diverse student bodies in the South. They offer undergraduate and graduate degrees in over 30 areas of study. Their visual arts and art education program is one of seven colleges in the country accredited by the National Association of Art and Design (NASAD). The School of Business is fully accredited by the Association to Advance & Collegiate Schools of Business (AACSB) and was named by the Princeton Review as one of the "Best 237 Business Schools."

Florence-Darlington Technical College is a two-year college that offers quality education in more than 60 fields of study. Among the special services and programs at the main campus are the ESAB School of Welding and Cutting, the Advanced Welding and Cutting Center, the Caterpillar Dealer Academy, and a Cisco Systems Training Laboratory. Several degree programs are offered online.

EMPLOYERS

Florence County is dedicated to being a world-class location for business and industry. Table 5-15 lists the largest employers as of 2006 in Florence County. Its climate is a contributing factor as well as the southeastern location between New York and Miami. Industry, new and expanding businesses have invested more than \$1.1 billion since 1997, creating over 6,000 new jobs.

Table 5-15 Largest Employers in Florence County

Industrial Manufacturing		
Name	# of Employees	Product / Service
ABB, Inc.	135	Circuit Breakers
ACS Technologies	250	Customized Software
Aluminum Ladder Company	139	Ladder, Stand, Rails, Platforms, etc.
Crenio, Inc.	320	Cab Enclosures
Dove Data	140	Laser Toners
Dupont Teijin films	275	Polyester Film
ESAB Welding and Cutting Products	850	Welding Equipment, Cutting Machines
G.E. Medical Systems	400	Medical Diagnostic Imaging Magnets
Honda of South Carolina	1553	All-Terrain Vehicles, Personal Watercraft
Institution Food House	183	Food Products
International Knife & Saw, Inc	220	Woodworking Knives & Saws
Irix Pharmaceuticals	133	Pharmaceuticals
McCall Farms	210	Canned Fruits & Vegetables
Nan Ya Plastics Corporation	889	Polyester Staple Fiber & Filament



Industrial Manufacturing, continued from previous page		
Name	# of Employees	Product / Service
Nucor Corp. Vulcraft Division	400	Steel Joists, Girders, & Decking
Pepsi Cola Bottling Company	230	Soft Drinks
Perfection Clutch, Co.	150	Aftermarket Automobile Parts
Pet Dairy	145	Dairy Products
Roche Carolina	280	Pharmaceutical R & D, Bulk Mfg.
S & W Manufacturing	165	File Folders & Filing Supplies
Smurfit-Stone Container Corporation	550	Kraft Linerboard
Socar, Inc.	160	Steel Joists
Superior Machine	168	Repair
Wellman, Inc. (Florence)	416	Nylon & Polyester Staple Fiber
Wellman, Inc (Johnsonville)	190	Resins, Lanolin and Manufacturing Support
Non-Manufacturing		
ADP Tax Credit Services	245	Payroll Tax Service
The Assurant Group	425	Mortgage & Insurance Data Processing
Cayce Company, Inc.	259	HVAC Contractors
Charles Ingram Lumber	125	Southern Pine Lumber
Palmetto Government Benefits Administrators/Tricare	1600	Insurance services
Pathology Service Associates, LLC	155	Medical Business Services
Progress Energy	282	Electricity
W. Lee Flowers and Company	250	Grocery Distribution
Wal-Mart	620	Discount Retailer
Washington Mutual, Inc.	1150	Mortgage Services
Government / Institutional		
Carolinas Hospital System	1400	
City of Florence	433	
Florence County	898	
Florence County Department of Social Services	170	
Florence County Disabilities & Special Needs Board	350	
Florence-Darlington Technical College	215	
Florence School District 1	1718	
Francis Marion University	440	
McLeod Regional Medical Center	4375	
South Carolina DHEC	600	
Florence Companies with Foreign Headquarters		
ABB, Inc	Switzerland	
Dupont Teijin Films	Japan	
ESAB Welding & Cutting Products	United Kingdom	
Honda of South Carolina Mfg., Inc.	Japan	
International Knife and Saw	Germany	
Nan Ya Plastics Corporation	Taiwan	
Roche Carolina, Inc.	Switzerland	
Smurfit-Stone Container Corporation	Ireland	
Southeast Express	Japan	

Source: www.fcedp.com

The following excerpts highlight more recent expansion from Florence County industry (Florence County Economic Development):



- Roche Carolina Inc. (RCI) announced in April 2007 an expansion of its Florence pharmaceutical manufacturing facility. The \$60 million investment will involve the construction of a new multi-purpose production unit in an existing manufacturing building. The expansion will help enable Roche to meet production needs for current and future life-saving medications. As a result of this investment, 25 to 30 new positions are expected to be created at the facility.
- Johnson Controls (NYSE: JCI), a global leader in automotive interior experience, building efficiency and power solutions, announced in September 2006, that they had selected Florence County as the site of a new power solutions facility. The \$54 million, 200 employee distribution center will assemble and distribute batteries for the automotive market, including both original equipment (OE) and aftermarket products.
- Leading electronic retailer QVC, Inc., a \$6 billion company based in West Chester, PA, announced in December 2005 that they will invest \$75 million to open a new distribution center on a 265 acre parcel of land in Florence. QVC expects to create 900 jobs over five years in their 1.4 million square foot distribution facility. The company held a grand opening in July 2007.
- Institution Food House, Inc. ("IFH") announced on October 20, 2004 that they would be building a new 330,000 sq. ft. high-tech warehouse in the Touchstone Industrial Park. IFH is the largest independent food service distributor in the Southeast. IFH's new warehouse distribution facility will add more than 70 new employees. The building will be a state-of-the-art warehouse utilizing voice selection item locaters and complete scan control of all inventory. The facility will also have a 200-seat auditorium with closed circuit TV screens for food preparation classes. The on-camera demonstrations will be broadcast from an adjoining commercial kitchen.

Service industries are the biggest employers in Florence County with two hospital systems employing the most people. McLeod Regional Medical Center and Carolina's Hospital System employed a total of 5,775 workers in 2006. Florence County had a total of 78,946 ER and inpatient discharges at a rate of 60,127.78 per 100,000. All Pee Dee counties combined had a total of 252,926 ER visits. While the hospital systems seem to be two of the largest employers, there is still a diversity of manufacturers in the County with well-known national names such as Du Pont, ESAB, General Electric, Honda, Johnson Controls, NanYa, Roche Carolina, and Vulcraft.

Table 5-16 Emergency Room and Inpatient Discharges for Florence, Adjacent Counties and State, 2006

Location	ER Visits	Rate per 100,000 people
South Carolina	1,797,866	41,605.19
Florence	78,946	60,127.78
Clarendon	14,216	42,640.78
Darlington	32,624	48,295.38
Dillon	22,444	72,437.38
Lee	8859	43,090.59
Marion	16,488	47,537.78
Marlboro	15,136	51,921.00
Sumter	46,849	44,861.59
Williamsburg	17,364	48,093.09

Source: www.ors2.state.sc.us/hderratea.php

The banking industry is strong in the Pee Dee region with Florence County leading in number of offices. In Table 5-17, Florence County has twice the number of FDIC insured offices of any county in the Pee Dee with a total of 48. Darlington County has the second most at 20 and Lee County with a total of 4 has the least. Florence County's banking offices are divided among 14 commercial banks and two savings institutions (FDIC 2008).



Table 5-17 FDIC Insured Institutions for Florence and Adjacent Counties

Location	Number of Offices	Deposits (in thousands)	Market Share
Florence	48	1,846,963	3.43%
Darlington	20	495,906	0.92%
Sumter	18	740,578	1.38%
Williamsburg	12	235,390	0.44%
Marion	13	296,708	0.55%
Dillon	7	249,698	0.46%
Marlboro	7	170,888	0.32%
Clarendon	6	230,906	0.43%
Lee	4	101,153	0.19%

Source: FDIC 2005

Table 5-18 lacks any significant trends in Florence County's industrial job expansions and creations. Over the last twenty years, four years stand out. The years 1986 and 1990, show 3,069 jobs were created. In 1997 and 2000, there were 1,825 jobs created. The next significant number is reflected in 2003 when 610 jobs were created.

Florence County has been the location of numerous large-scale corporate establishments. The location of Honda to Timmonsville in 1997, along with the additional companies such as QVC and expansions announced by Roche Carolina, Johnson Controls, and the Institution Food House will increase the number of jobs over the next few years. In 2008, Pepsi Cola Inc. and H.J. Heinz announced building new operations at the Touchstone Energy Commerce City.

Table 5-18 New and Existing Industry for Florence County, 1985-2004

Year	Jobs Created	Amount of Investment	Firms
2004	75	25,000,000	1
2003	610	15,700,000	2
2002	325	36,915,531	14
2001	404	77,107,836	32
2000	967	120,561,711	43
1999	425	85,253,570	45
1998	712	161,169,138	20
1997	858	217,928,849	18
1996	283	25,560,630	28
1995	528	422,607,000	28
1994	145	36,891,000	19
1993	267	130,109,000	21
1992	215	216,691,000	16
1991	402	324,035,000	14
1990	1,900	19,000,000	20
1989	730	338,660,000	30
1988	471	154,730,000	27
1987	854	60,850,000	22
1986	1,169	23,173,000	31
1985	388	148,105,000	25

Source: S.C. Department of Commerce

COMMUTING

Table 5-19 reflects the commute patterns for the workforce of Florence County and surrounding areas. The total number of commuters to Florence County from surrounding areas is 16,209. The majority of these persons are



Darlington County residents. Darlington County receives the majority of Florence residents. The border with Darlington County is the most permeable; it's the most prominent destination and source of commuters for Florence County. Secondly, Dillon, Marion and Williamsburg are destinations for more than 1,000 daily Florence County commuters.

Table 5-19 Daily Commuting To and From Florence County and Surrounding Areas

County/Area	Residents from other counties commuting to Florence County	Residents from Florence County commuting to other counties	Net Inflow To Florence County
Clarendon	684	273	411
Darlington	7,853	3,214	4,639
Dillon	1,108	380	728
Lee	500	240	260
Marion	1,611	474	1,137
Marlboro	259	156	103
Sumter	731	396	335
Williamsburg	1,653	1,349	304
Totals	14,399	6,482	7,917
Other destinations			
Chesterfield	253	133	120
Georgetown	270	213	57
Horry	386	785	-399
Other S. Carolina counties	591	798	-207
N. Carolina counties	310	580	-270

Source: U.S. Census 2000

Table 5-20 indicates that 53% commute to their place of employment in less than 20 minutes. While another 20% commute in less than thirty minutes. Figure 5-2 shows these time periods would fall within the inner circle. However, as Florence County attracts more industry, the commuting will become more of a challenge; although commuting time may remain similar.

This area intentionally left blank.



Figure 5-4 Approximate Commute Time, Florence County (from intersection of I-20 and I-95)

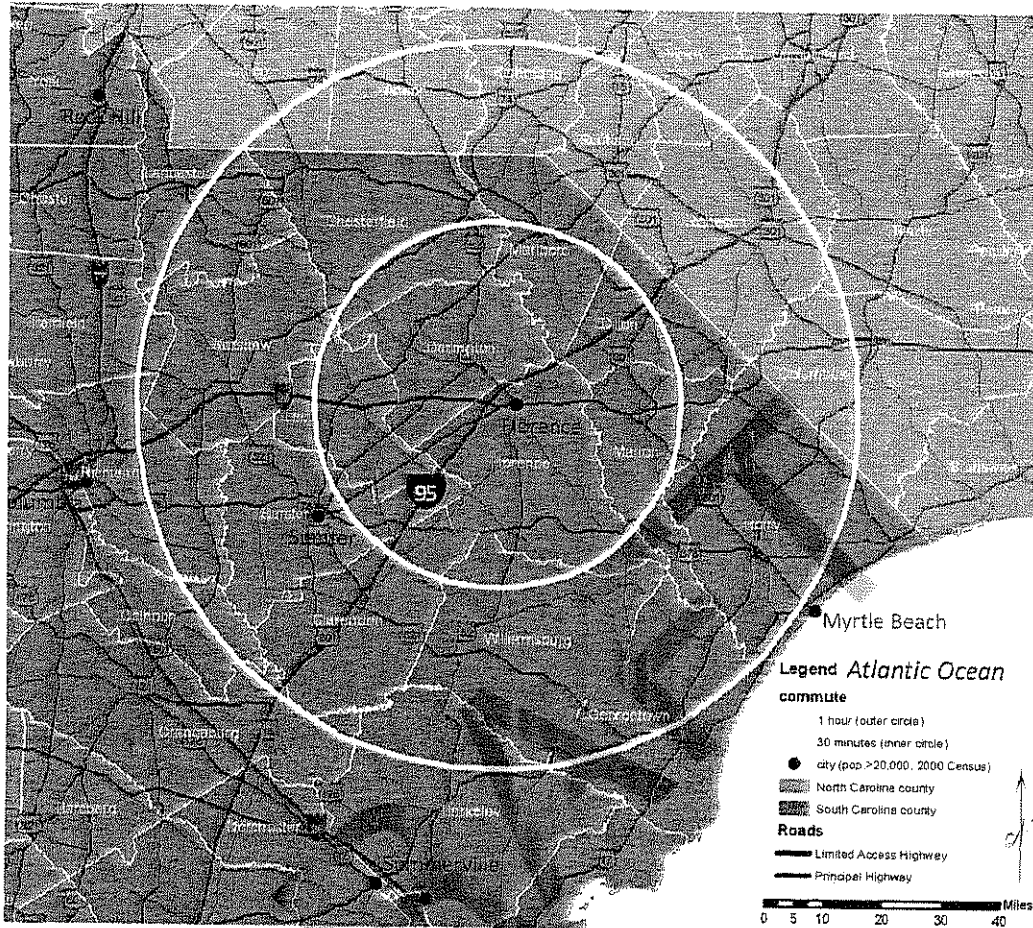


Table 5-20 Commute Time for Florence and Adjacent Counties, 2000

Location	Workers 16+ Who Did Not Work at Home	Travel Time From Residence to Work					
		Less Than 9 Minutes	10 to 19 Minutes	20 to 29 Minutes	30 to 39 Minutes	40 to 59 Minutes	60 or More Minutes
South Carolina	1,784,734	13.9	33.4	21.4	16.3	9	5.9
Florence	53,624	14.4	38.9	19.5	13.0	7.5	6.7
Clarendon	11,460	14.4	31.8	16.2	18.8	10.7	8.0
Darlington	27,748	16.6	35.0	20.6	15.8	7.4	4.6
Dillon	11,976	17.2	33.6	14.9	14.0	9.5	10.8
Lee	7,208	10.8	25.1	17.5	22.0	15.2	9.5
Marion	13,600	18.6	36.2	13.6	13.6	9.8	8.3
Marlboro	10,682	16.3	33.9	20.7	16.3	6.4	6.4
Sumter	43,602	17.6	41.9	17.8	10.5	6.3	5.9
Williamsburg	13,254	16.8	28.7	14.5	14.9	10.4	14.8

Source: U.S. Census Bureau, 2000 Census of Population and Housing

Table 5-21 shows nearly 81% of Florence County workers drive alone while almost 14% choose to carpool. These statistics mirror that carpooling may become more attractive as traffic becomes more of an issue and gas prices soar. Also, with the internet being a primary communications source, we are finding that more companies are hiring employees to work out of their home as well as provide tools for people to find potential carpool options.



Table 5-21 Percentage of Workers 16 Years and Over for Florence and Adjacent Counties

Location	Total Workers 16 Years and Over	Percent of Workers 16 Years and Over (2000, %)					
		Car, Truck, or Van		Public Transit	Walk Only	Other Means	Work at Home
		Drive Alone	Carpool				
<i>South Carolina</i>	<i>1,822,969</i>	<i>79.4</i>	<i>14.0</i>	<i>0.8</i>	<i>2.3</i>	<i>1.3</i>	<i>2.1</i>
Florence	54,482	80.6	13.9	1.0	1.4	1.4	1.6
Clarendon	11,675	77.2	17.8	0.5	2.0	0.7	1.8
Darlington	28,234	80.0	13.4	0.9	2.4	1.6	1.7
Dillon	12,170	76.0	18.0	0.5	1.7	2.2	1.6
Lee	7,310	71.3	21.3	2.3	2.3	1.3	1.4
Marion	13,854	74.2	18.0	1.3	1.3	3.3	1.8
Marlboro	10,828	76.4	17.3	1.3	1.7	2.0	1.3
Sumter	44,325	80.4	14.5	0.8	1.2	1.4	1.6
Williamsburg	13,443	71.4	20.0	4.5	1.5	1.1	1.4

Source: U.S. Census Bureau, 2000

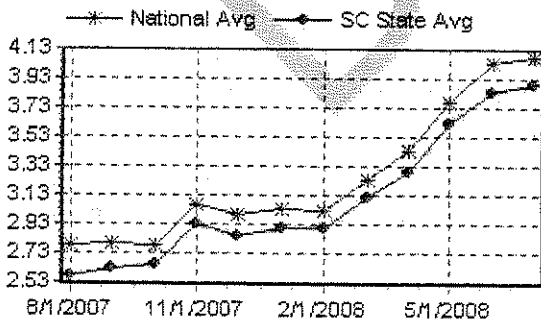
As the area develops, strategic transportation planning including alterations to the car will be necessary to prevent problems such as congestion and lengthy commute times that we see occurring in other major cities. Issues like land use, mass transit and rideshare must be addressed prior to further development to be an effective solution.

Each year congestion, energy prices, pollution and loss of open spaces increase. The funding and building of bigger highway projects have been the responsibility of the federal government in the past. Now, state and local governments have become more involved due to the reductions in federal monies. Management of transportation funds will continue to be critical if we are to resume the growth of Florence County.

The spring and summer seem to reveal higher retail gasoline prices than any other time of the year. Even if crude oil prices decline, the cost of making summer-grade gasoline which produces less smog, is by far more expensive than making winter-grade gasoline. This contributes to the higher retail prices in summer months. Higher gasoline prices translate to price increases of living expenses.

The table below reflects gasoline prices from 2007 to April 2008.

Figure 5-5 12-month Average National and South Carolina Regular Unleaded Fuel Prices



Source: www.fuelgaugereport.com/SCavg.asp

In August of 2005, SAFETEA-LU (Safe, Accountable, Flexible, Efficient, Transportation, Equity: A Legacy for Users) was passed into law. This law establishes extensive new resources and opportunities to advance highway safety throughout the country in a comprehensive strategic manner. The Office of Safety is encouraged by the opportunity



opportunity this legislation offers for saving lives and reducing injuries on our Nation's highways. Reauthorization of transportation legislation is slated for 2009, with a significant change of focus away from large highway projects towards addressing issues on a local scale.

Mass transit in the Pee Dee region has always played a large role for the commuter. The Pee Dee Regional Transportation Authority (PDRTA) was formed in 1974 and was the first in South Carolina. In 1976, they began serving six Pee Dee counties; Chesterfield, Darlington, Dillon, Florence, Marion and Marlboro. In 1988, inland county residents seeking job opportunities began to be transported to service jobs at the Grand Strand. The Family Independence Act of 1996 was the beginning of an effort made between PDRTA and DSS to provide transportation for job training as well as interviews and job fairs. PDRTA also serves the Hartsville-Darlington-Florence commuter, demand response and paratransit services. PDRTA is among the top five Largest Demand Response Transit Agencies in the United States and is considered a primary means of transportation for many.

The major benefits of coordinating transportation planning and land use include:

- lower shipping costs and fewer delays for commerce;
- reduced demand on roadway capacity and repairs;
- high transit ridership and auto occupancy;
- lower transit operating costs;
- improved access for transit vehicles;
- increased financial support for public transportation through public-private sector partnerships;
- improved access, more transportation options, and greater mobility for all residents;
- reduced parking needs;
- a more pedestrian oriented environment (Some of the beneficial effects of more people walking would be healthier workers, and increased revenues for businesses along the sidewalks);
- reduction in the rate of death and disability (The accident rate for 1000 million passenger miles for automobile and taxi travel is about eight times that of bus travel);
- reduction of air, noise, and water pollution;
- more available open space;
- stress induced by congestion is minimized, (reducing stress would lead to fewer accidents and incidents of travel related aggression).

Table 5-22 below shows a cumulative investment spreadsheet that shows jobs and investment by new or expanding companies over the past three years.

Table 5-22 Cumulative Investments on Industry for Florence County, 2005-2008

Company	Investment (mil \$)	Added Jobs	Product	Status
2008				
International Knife & Saw	Unknown	35	Knife & saw blades	Expansion
Zenta	Unknown	250	Business & knowledge processing outsourcing	New
Estimated 2008 Totals		285		
2007				
ADP	Unknown	100	Tax credit, payroll services	Expansion
David C. Poole Co.	\$3.00	25	Plastic fiber	New
Dupont	\$1.00	Unknown	Teijin mylar & polyester films	Expansion
McCall Farms	\$3.90	40	Canned & frozen food	Expansion
New Millennium Building System	\$15.00	40	Steel joists and girders	Expansion
<i>2007 continued from previous page</i>				
Pepsi	\$12.00	Unknown	Distribution center	Expansion
Roche Carolina	\$6.00	30	Pharmaceuticals	Expansion
Southern Impressions	Unknown	35	Flag manufacturer	Expansion
Washington Mutual	Unknown	85	Record Storage	Expansion



Estimated 2007 Totals	\$94.90	355		
2006				
ABB, Inc	Unknown	Unknown	Testing lab relocation	Expansion
ADP Tax Services	Unknown	Unknown	Federal & State Tax Incentive Services	Expansion
Assurant Solutions	Unknown	Unknown	Insurance Processing	Expansion
Charles Ingram Lumber	\$0.25	Unknown	Lumber Warehouse	Expansion
Roche	\$15.00	10	Pharmaceuticals	Expansion
W. Lee Flowers	Unknown	Unknown	Food Distribution	Expansion
FedEx Ground	\$12.00	75	Distribution Center	Expansion
Florence Regional Airport	\$1.70		Airport	Expansion
Honda of SC	\$5.80	Unknown	ATV/Personal Watercraft Mfg.	Expansion
Engineered Products & Services	\$1.00	50	Masking Materials	New
International Knife & Saw Inc	\$6.50	72	Knife & saw blades	Expansion
IRX Pharmaceuticals	\$1.00	Unknown	Pharmaceuticals	Expansion
Hudson's Salvage	\$0.75	25	Distribution Center	New
Johnson Controls	\$39.00	200	Automotive batteries	New
Marsh Lumber Co.	\$1.00	30	Lumber products	Expansion
Palmetto Gov't Benefits BC/BS	Unknown	300	BC/BS Insurance	Expansion
Pet Dairy	\$2.00	12	Dairy products	Expansion
Estimated 2006 Totals	\$86.00	774		
2005				
East Coast Erosion Blankets	\$2.00	18	Erosion control products	New
QVC Inc.	\$80.00	600	Distribution center	New
Estimated 2005 Totals	\$82.00	618		

Source: Florence County Economic Development

MIGRATION

Table 5-23 below illustrates how the population of each county of the Pee Dee region has been affected by migration, or the movement of people from one location to another. Traditionally, the movement of populations has had significant effects of a variety of professional, social and cultural issues and may lead to such developments like urbanization of rural communities, gentrification of neighborhoods or redevelopment of built-out areas. Population change has been calculated based on data from the 1990 and 2000 census. Together with migration information, the percentage of the change because of migration can be calculated.

This page is intentionally left blank.



Table 5-23 Migration for Florence and Adjacent Counties

Location	1990 Census	2000 Census	Migration	Population Change	% Of Change Due To Migration
South Carolina	3,486,310	4,012,012	314,917	525,702	59.90
Florence	114,344	125,761	5,269	11,417	46.15
Clarendon	28,450	32,502	3,106	4,052	76.65
Darlington	61,851	67,394	2,900	5,543	52.32
Dillon	29,114	30,722	-209	1,608	-13.0
Lee	18,437	20,119	921	1,682	54.76
Marion	33,899	35,466	150	1,567	9.57
Marlboro	29,716	28,818	-2,027	-898	225.72
Sumter	101,276	104,646	-5,221	3,370	-154.93
Williamsburg	36,815	37,217	-1,428	402	-355.22

Source: U.S. Census Bureau, Census of population and Housing; 1990 and 2000

WORKPLACE

DOWNTOWN DEVELOPMENT

Downtown development among Florence County municipalities continues to mature. The most significant location of activity is the City of Florence’s downtown revitalization. The City is actively planning, purchasing and redeveloping the downtown area in an effort to attract further residential and business improvements.

City of Florence

The Florence Downtown Development Corporation (FDDC) is a non-profit organization that was established by the City of Florence to assist in the revitalization of the downtown area. This revitalization strategy is important to insure and expand the social, economic and cultural habits of the City. The growth in Florence is inevitable and promotes much needed planning for the area. Currently there are several projects in the works such as the Francis Marion University Performing Arts Center, Florence Little Theater, Cumberland United Methodist Church and Coit Village.

The Downtown Master Plan involves the acquisition of abandoned and distressed properties, design guidelines, establishment of Overlay Zoning Districts, various analyses and historic evaluations. The vision for Florence will be pursued by professionals but with the best interest of the citizens.

Town of Johnsonville

A 2007 ‘Town Plan’ produced in collaboration with Clemson University, American Institute of Architects and the SC Mayor’s Institute for Community Design includes the following three principles:

1. Revitalize Downtown: Reestablish community identity, presence and pride by revitalizing the historic downtown core with civic, institutional and commercial activity
2. Rediscover the River: Regenerate the historic recreational and commercial potential of the Lynches River landing by improving its quality, expanding its use and preserving the river corridor for future generations
3. Create Civic Identity: Establish Johnsonville’s identity, provide interconnection among parts of the town and direct attention and growth to critical areas.

INDUSTRY

Table 5-24 shows Florence County consistently reflects the State’s percentages. The County and State show a heavier focus on sale and office occupations, construction as well as production and transportation.



Table 5-24 Employed Population 17 Years and Over for Florence County, 2000

Total Work Force and Occupation Category	Florence County		South Carolina		United States	
	persons	%	persons	%	persons	%
Employed Population 17 Years and Over	54,482	100.0	1,822,969	100.0	128,279,228	100.0
Management, Professional, and Related Occupations	16,805	30.2	530,117	29.1	43,646,731	33.6
Service Occupations	8,301	14.9	268,661	14.7	19,276,947	14.9
Sales and Office Occupations	13,807	24.8	459,724	25.2	34,621,390	26.7
Farming, Fishing, and Forestry Occupations	343	0.6	10,679	0.6	951,810	0.7
Construction, Extraction, and Maintenance Occupations	6,132	11.0	209,048	11.5	12,256,138	9.4
Production, Transportation, Material Moving Occupations	10,231	18.4	346,471	19.0	18,968,496	14.6

Source: U.S. Census Bureau, Census 2000. SF3, Table P50

Table 5-25 reflects the average monthly employment, total annual payroll, average weekly wage, total taxable wages and total contributions due Florence County in 2001.

Table 5-25 Payroll Employment Information for Florence County, 2001

Average Monthly Employment, Total Annual Payroll, Average Weekly Wage, Total Taxable Wages and Total Contributions for 2001						
Title	Average Monthly Employment	Total Annual Payroll (in \$,000,000's)	Avg. Weekly Wage(\$'s)	Total Taxable Wages (in \$100,000's)	Total Contrib. Due (in \$1,000's)	Total Employment Units
Private	50469	14,272.4	544	3934.2	4752.6	3378
Agriculture, Forestry, Fisheries	323	54.5	325	25.0	34.2	83
Mining	19	5.3	540	1.7	4.1	3
Construction	3069	897.9	563	263.6	546.3	397
Manufacturing	11043	3,912.6	681	906.0	1339.8	174
Transportation, Community, & Public Utility	2453	777.3	609	182.9	181.0	150
Wholesale Trade	2885	959.2	639	235.3	226.7	213
Retail Trade	12131	1,972.8	313	856.0	801.6	839
Financial, Insurance, Real Estate	4820	1,733.0	691	427.5	378.6	261
Services	13586	3,927.7	556	1020.2	1200.6	1194
Nonclassified Establishments	136	31.9	451	16.1	39.7	63
Federal	731	313.3	824	0.0	0.0	20
State	2861	894.5	601	0.4	0.2	22
Local	8784	2,583.0	565	72.2	43.9	30

Source: www.sces.org/LMI/data/wages/cew/20201/florence.html



Florence County has a strong manufacturing base which should continue in the years ahead as it continues to attract more businesses. Leaders should be aware of national economic trends and attract desirable new industry by aligning Florence County's educational and labor pool to be attractive to desirable new industry. Care should be taken that new industries are compatible with the goals and long-term well being of its residents.

Federal cutbacks and national economic trends affect Florence County less severely than other parts of the U.S. Since the federal employment component of the economy is comparatively small, changes in federal workforce should not significantly affect Florence County.

With two growing hospitals and their associated industries and services, it is not surprising that health care will comprise the largest segment of the services portion of the economy. The gradual increase in the average age of the whole population will also contribute to the importance of this segment. With Baby Boomers in their fifties and sixties, the concerns are not only for them but for the assisted living that their parents may require. Facilities and personnel to accommodate these needs will continue to be an important issue.

Agriculture may be expected to decline somewhat as it is throughout the country. Tobacco, traditionally a staple for agriculture, has been greatly reduced. Local farmers may be forced to find an alternative crop to satisfy the needs of urban markets along the East Coast. Being centrally located puts Florence in an accommodating position. Furthermore, values for crops utilized for biofuels such as soybean, corn and switchgrass may have stronger futures.

Table 5-26 below reflects percentage changes and projections for the different types of jobs for Florence County from 1970 to 2030. Manufacturing jobs show a decrease of 16.21% from 1970 to 2030 and farming a decrease of 11.77%. Service jobs will increase from 19.36% to 32% and government jobs project an increase of 9.29%.

Table 5-26 Projections of Employment Percentage by Type for Florence County, 1970-2030

Employment Type	1970	1980	1990	2000	2015	2030
Services	19.36	18.18	21.44	25.06	29.97	32.00
Government	10.62	13.42	15.55	16.84	18.00	19.91
Manufacturing	24.94	22.19	20.16	14.67	10.05	8.73
Farming	12.49	6.43	2.53	1.41	1.04	0.72

Source: 2007 Woods & Poole Economics

With its close proximity to major interstates, industrial parks are distributed throughout the County. Table 5-27 lists the four industrial parks located in Florence County. Three parks are located in the northwestern part of the County and one in the City of Johnsonville.

Table 5-27 Location of Industrial Parks in Florence County

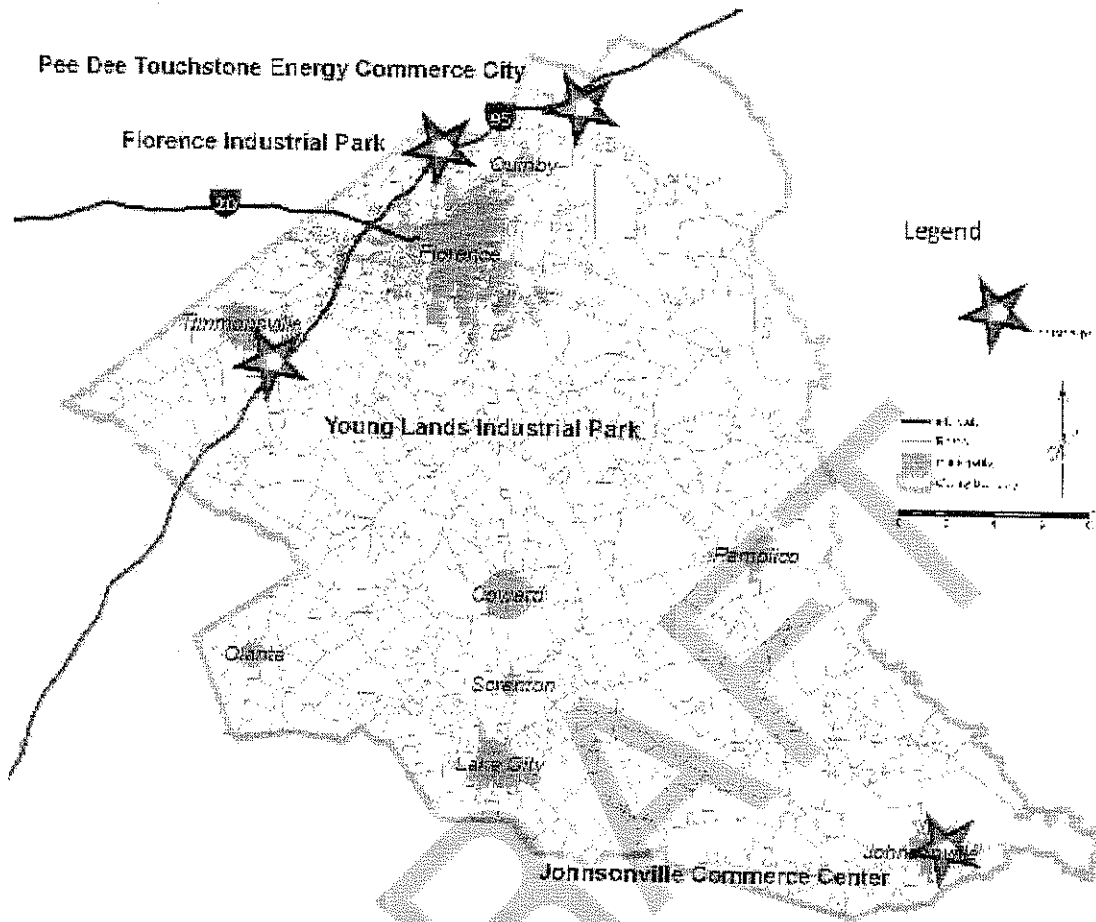
Name	Site Location	Municipality
Florence Industrial Park	US Highway 52 @ I-95 at Exit 164	Florence, SC
The Pee Dee Touchstone Commerce City	I-95 at Exit 170	Florence, SC
The Young Lands Industrial Park	Honda Way and I-95 at Exit 150	Timmons ville, SC
Johnsonville Commerce Center	East of SC Highway 51 and 341	Johnsonville, SC

Source: Florence County Economic Development

This page intentionally left blank.



Figure 5-6 Locations of Florence County Industrial Parks



Further development of industrial parks benefits Florence County for a number of reasons. Well designed and located parks attract industrial clients that in turn, profit from the proximity of complementary firms, appropriate transportation facilities, supportive infrastructure, and nearby labor. Industrial development concentrated within these parks also reduces possible negative impacts on the surrounding areas. Future land use planning surrounding these parks is also important to the quality of life of residents.

Adequate buffering protects nearby residential neighborhoods and retail sites. Concentrating development helps conserve prime farmlands, open space, timberland, and natural areas. Also, massing industrial development abets the County to gain a greater return from its investments in infrastructure. Water, sewer, power, and gas lines run shorter distances thereby requiring less initial capital and lower maintenance costs. Industrial parks situated along roadways designed to bear greater loads reduce conflicts with daily roadway users.

AGRICULTURE

Since 1974, a 'farm' has been defined by Censuses as any place from which \$1,000 or more of agricultural products were sold, or normally would have been sold, during the census year (SC State Budget and Control Board, 1992).

Agricultural products have been the mainstay of Florence County and the other counties in the Pee Dee region for over a century. Table 5-30 shows a decline in the number of farms in Florence County, with an increase in the average size of farms in Florence County for a ten-year period. Statewide, the number of farms and the total acreage has increased, with the average farm size decreasing more than 10%. The decrease in the number of farms



in Florence County could be contributed to by the complexities of farm product marketing, the price of land, competing uses of prime farmland, drought conditions and children of farmers seeking jobs other than farming.

Other counties that reflect decreases are Darlington, Dillon, Marion, and Williamsburg. The lack of profitable tobacco could explain the reduction in these areas. With the advent of utilizing crops as fuel sources, these statistics may change over the next study period.

Table 5-28 Agricultural Statistics for Florence and Adjacent Counties, 1992 and 2002

Location	1992			2002		
	Number of Farms	Land in Farms (acres)	Average Size of Farm (acres)	Number of Farms	Land in Farms (acres)	Average Size of Farm (acres)
South Carolina	20,242	4,472,569	221	24,541	4,845,923	197
Florence	781	194,822	249	612	171,388	280
Clarendon	372	135,766	365	390	147,890	379
Darlington	370	156,853	424	361	161,443	447
Dillon	259	108,848	420	197	112,262	570
Lee	280	136,151	486	324	122,518	378
Marion	265	78,382	296	213	93,262	438
Marlboro	174	104,862	603	222	114,963	518
Sumter	406	138,573	341	537	135,805	253
Williamsburg	705	173,188	246	681	205,904	302

Source: www.nass.usda.com

Table 5-29 shows the agricultural statistics for Florence and adjacent counties. While Florence County produces the greatest amount of soybeans in the Pee Dee, the other counties have their own niche crops. The most cotton is grown in Marlboro County. Sumter is first on the list for hay and Clarendon County is best in the Pee Dee region for growing the most oats and corn for grain. Florence County trails Williamsburg County by more than 15% for tobacco production.

Table 5-29 Agricultural Statistics for Florence and Adjacent Counties, 2002

Location	Cotton (480 lb. Net Wt. Bales)	Soybeans for Beans (Bushels)	Hay Production (Tons)	Oats for Grain (Bushels)	Tobacco (Thousand Pounds)	Corn for Grain (Bushels)	Wheat for Grain (Bushels)
South Carolina	410,000	8,610,000	783,000	1,180,000	42,000	33,060,000	8,580,000
Florence	20,100	965,800	8,100	24,900	4,940	1,646,200	297,300
Clarendon	3,400	759,500	7,800	67,500	1,464	4,575,000	976,700
Darlington	58,400	594,800	8,100	see note	3,348	1,856,400	526,700
Dillon	22,000	613,600	5,500	26,600	4,309	943,800	1,066,100
Lee	28,500	609,800	7,000	see note	see note	2,330,000	908,300
Marion	3,400	348,200	7,400	37,700	4,680	731,700	230,100
Marlboro	52,500	303,400	6,800	14,400	-	403,700	157,200
Sumter	7,300	735,600	8,700	39,700	see note	4,007,000	834,300
Williamsburg	31,300	527,400	7,100	21,300	5,538	1,207,000	336,200

Source: Economic Research Service, USDA as collected through South Carolina Agricultural Statistics Service, South Carolina Agricultural Statistics (Note: included in other counties; not published separately due to established agency guidelines)

As shown in Table 5-30, Florence County has given up ranks in the State for total farm cash receipts from 2004 to 2005. Farm marketing represents agricultural products sold by farmers multiplied by prices received per unit of production at the local market.



Cash receipts also include net redemption loans made or guaranteed by the Commodity Credit Corporation and other purchases under price support programs. (SC State Budget and Control Board 1997)

Crops include tobacco, oil crops, feed grains, food grains, cotton, vegetables, fruit and nuts, and greenhouse crops. A lesser share of the total state receipts was received from livestock and livestock products at \$5,705,000. Livestock products include dairy products, cattle and hog products, poultry meat products and eggs, and other livestock. (SC State Budget and Control Board 1997) Florence County cash receipts have continued to drop since 1982 when they totaled \$73,402,000. In 1974, the receipts totaled \$63,349,000.

Table 5-30 Cash Receipts from Farm Marketing of Crops, Livestock, and Livestock Products in S.C.

Location	2004 Revised (in thousands of dollars)				2005 Preliminary (in thousands of dollars)			
	Crops	Livestock & Products	Total Receipts	State Rank	Crops	Livestock & Products	Total Receipts	Rank State
South Carolina	\$822,113	\$1,095,552	\$1,917,665	-	\$727,664	\$1,091,065	\$1,818,729	-
Florence	\$45,337	\$5,705	\$51,042	18	\$28,083	\$6,074	\$34,157	23
Clarendon	\$38,492	\$39,045	\$77,537	5	\$30,694	\$39,389	\$70,083	7
Darlington	\$35,492	\$33,913	\$69,405	11	\$29,883	\$31,543	\$61,426	12
Dillon	\$28,303	\$39,099	\$67,402	14	\$21,041	\$40,009	\$61,050	13
Lee	\$22,711	\$22,798	\$45,509	19	\$19,274	\$22,040	\$41,314	17
Marion	\$18,203	\$5,555	\$23,758	29	\$12,824	\$5,761	\$18,585	30
Marlboro	\$19,309	\$12,465	\$31,766	24	\$19,115	\$12,704	\$31,819	25
Sumter	\$25,032	\$68,799	\$93,831	3	\$23,573	\$71,416	\$94,989	3
Total	\$232,879	\$227,379	\$460,250	-	\$184,487	\$228,936	\$413,423	-

Source: South Carolina Agricultural Statistics as collected from Economic Research Service- USDA.

Table 5-31 indicates that broilers are the State's most important agricultural product providing over 1/4th of South Carolina's total agricultural production. The second ranking livestock product is turkey followed by cattle and calves. Chicken eggs and hogs complete the top five livestock products.

Greenhouse and nursery products are at the top of the list in the crops category followed by tobacco, soybeans and cotton.

This area intentionally left blank.



Table 5-31 Leading S.C. Commodities for Cash Receipts, 2004

Product	Value (in thousands of dollars)	% State Value
1. Broilers (9-12 week old chickens)	521,884	27.3%
2. Greenhouse/nursery	297,997	15.6%
3. Turkeys	185,280	9.7%
4. Cattle and calves	145,504	7.6%
5. Tobacco	115,004	6.0%
6. Soybeans	89,835	4.7%
7. Cotton	88,218	4.6%
8. Chicken eggs	82,749	4.3%
9. Hogs	52,317	2.7%
10. Corn for grain	50,464	2.6%
11. Dairy products	49,416	2.6%
12. Peaches	30,623	1.6%
13. Wheat	28,214	1.5%
14. Tomatoes	27,825	1.5%
15. Peanuts	23,562	1.2%
16. Cucumbers	10,536	0.6%
17. Hay	9,402	0.5%
18. Watermelons	7,350	0.4%
19. Squash	3,918	0.2%
20. Beans, snap	2,700	0.1%
21. Pecans	1,860	0.1%
22. Sweet potatoes	1,672	0.1%
23. Oats	1,280	0.1%
24. Farm chickens	1,116	0.1%

Source: USDA: Economic Research Service

Regardless of it's declining value, agriculture continues to be an important part of the County's economy. Even though a smaller percentage of the Pee Dee population owns farms today, the importance of farming as well as the challenges the farmers face are significant County issues. The Pee Dee Farmers Market located on US 52 as well as various specialty farms offering meats, fruits and vegetables have proven to be a success. Perhaps similar markets would benefit other areas of the County.

FORESTRY

Forest is the major land use in South Carolina. This resource provides the raw materials for a manufacturing industry that produces more than \$6.9 billion worth of products annually statewide. Our nation is becoming more dependent on the South for its supply of timber and wood products. Each American uses the equivalent of one 100-foot tree of wood and paper products every year. That average would include the use of 613 pounds of paper, 200 square feet of lumber, 87 square feet of plywood, and 59 square feet of other board products. (Nodine 1989)

Nearly 67 percent of the County is forested or under vegetative cover (SC State Budget and Control Board 1992). These data are from satellite imagery and are considered to be 85-90% accurate.

Total receipts at South Carolina mills, including roundwood harvested and retained in the state and roundwood imported from other states had an increase of 8 percent for a total of 582 million cubic feet. In 2005, South Carolina had 75 primary roundwood using plants. Three sawmills closed but three new mills were gained.



Pulpwood by volume is our largest forest product while the most valuable forest product is sawtimber. Sawtimber is valued at \$482 million and the pulpwood value is \$281 million. South Carolina exports \$1 billion annually in forest products. The table below shows you the amount of roundwood timber produced by the State, Florence and adjacent counties in 2005.

Table 5-32 Roundwood Timber Output for Florence and Adjacent Counties, 2005 (thousands of cubic feet)

Location	All Products		Saw Logs		Veneer logs		Pulpwood		Composite Panels		Other Industrial	
	Soft Wood	Hard Wood	Soft Wood	Hard Wood	Soft Wood	Hard Wood	Soft Wood	Hard Wood	Soft Wood	Hard Wood	Soft Wood	Hard Wood
South Carolina	532,723	112,501	233,982	23,846	34,299	7,324	236,513	81,223	23,674	108	4,255	0
Florence	13,562	4,548	10,391	669	0	38	2,854	3,841	0	0	317	0
Clarendon	6,473	825	3,299	75	0	66	3,174	684	0	0	0	0
Darlington	7,354	1,503	4,950	40	0	31	2,404	1,432	0	0	0	0
Dillon	5,528	743	3,351	274	865	0	1,261	469	0	0	51	0
Lee	3,378	238	1,391	32	0	0	1,987	206	0	0	0	0
Marion	7,200	4,413	5,198	853	865	43	1,025	3,517	0	0	112	0
Marlboro	8,020	2,880	3,712	616	1,032	0	3,276	2,264	0	0	0	0
Sumter	4,451	641	2,928	202	0	0	1,523	439	0	0	0	0
Williamsburg	18,478	967	10,364	444	0	25	7,951	498	0	0	163	0

Source: S.C. Department of Agriculture

Table 5-33 and Table 5-34 list the cash receipts from timber harvest for 2003 and 2005, respectively. All counties increased in the number of acres of forests from 2003 to 2005 with only Lee County falling in the County value ranking. Williamsburg County continuously ranks the highest in harvested value and ranking among the Pee Dee. Again, Williamsburg County ranks first in delivered value of timber with Dillon, Florence and Marion following consecutively.

Table 5-33 Value of Timber Delivered to SC Mills, 2003

Location	Area (acres)	Percent Forested	Harvested Timber Value	County Value Ranking
South Carolina	11,189,235	88%	\$847,197,383	
Florence	310,076	62	21,086,082	15
Williamsburg	382,671	69	26,400,053	8
Dillon	142,906	55	22,824,433	13
Marion	218,877	76	20,966,043	16
Marlboro	204,683	67	17,305,270	25
Darlington	154,236	42	9,799,858	37
Clarendon	181,002	48	8,659,710	39
Lee	123,070	48	7,250,593	42
Sumter	166,905	41	5,830,253	44

Source: South Carolina Agricultural Statistics (2003)

Table 5-34 lists the acreage and value of timber harvested for 2005. Florence County has the second highest number of acres of forested area with Williamsburg County topping the list with the highest number of acres in the Pee Dee region. Clarendon County has the highest value rank with Williamsburg County as the lowest. However, Williamsburg ranks first in the delivered value of timber category with Marion, Dillon and Florence following consecutively.



Table 5-34 Value of Timber Delivered to SC Mills, 2005

Location	Area (acres)	Percent Forested	Harvested Timber Value	County Value Ranking
South Carolina	12,745,893	66%	\$870,306,810	
Florence	319,223	64	27,880,189	10
Williamsburg	382,671	69	28,199,688	8
Marion	233,149	81	17,522,663	21
Marlboro	204,683	67	15,083,678	25
Darlington	154,236	42	13,168,299	30
Dillon	150,041	58	10,252,905	32
Clarendon	209,546	56	9,934,123	36
Sumter	230,676	57	7,645,817	41
Lee	123,070	48	4,621,188	46

Source: US Forest Service 2005 Timber Products Output Survey and the SC Forestry Commission

Part of the variation in timber revenue is due to the natural life cycle of the product. Trees proliferate, either through human intervention or naturally, and allowed to grow to the proper size, then harvested. Like field crops, the quality and quantity of the timber over any given period depends upon growing conditions. In the case of trees, of course, the time involved is measured in decades rather than seasons.

Another possible reason for irregularities in cash receipts is that individuals sometimes use the timber on their property as a kind of savings account. During periods when they require additional cash flow, standing timber may be sold to provide it. While it is beyond the scope of this document to investigate, a correlation between reduced crop cash receipts and increased timber revenues may exist. Such a correlation would help with prediction of active timbering.

Forest stewardship is the active management of forests and related resources to keep land in a healthy condition for present and future generations and to increase the economic and environmental benefits of those lands.

Responsible forest management offers economic, environmental, and visual benefits to the landowner and all citizens of the County. Recognizing that forestland is a desired land use that enhances water quality and scenic beauty, the County is committed to promoting forest stewardship and preventing the abuse of forestland.

The County recognizes that, in addition to providing innumerable environmental and social benefits, timber is the most valued agricultural crop of South Carolina and supports the third largest manufacturing segment in the state. Forest resources are an important component of our state and local economies. Forest products that may be certified as "green" may increase the value of this South Carolina resource.

South Carolina Best Management Practices (BMPs) for forestry provide a highly effective non-regulatory approach to protecting water quality. Forest operations contribute approximately 4% of the human caused sediment in our waterways, compared to over 85% from agriculture, urban runoff and development. While nonpoint source pollution from forestry is a small part of the total problem, timber harvesting, site preparation, and road construction can nonetheless impair water quality. BMPs are scientifically developed practices endorsed by the EPA, SC DHEC, and the Corps of Engineers for minimizing the impact of timber harvesting operations on other natural resources.

Occasional timber harvest is necessary for many landowners to make forest ownership economically feasible, and to continue providing the benefits of forested land to the County. The County recognizes the rights of private landowners to manage and utilize renewable natural resources, and the responsibility of all citizens to protect and maintain public resources.



Scenic beauty and rural character are important contributions of forestland. Considering that timber harvesting occurs once every 20-60 years on a given site, that soil disturbance and environmental impact are among the least of any land use, and that harvesting can be applied to improve forest health, diversity, and quality; the County recognizes that actions restricting timber harvesting may adversely affect forest stewardship and result in declining forest quality. Therefore, the County may consider enacting policies that are conducive to the best management practices of forestry while restricting abuse of forestland.

According to Nodine in 1989, "our forests are not being managed or utilized at their full potential. Existing resources can continue to support the existing timber industry with some growth, but significant growth can only be accomplished through better management of the forest. Other uses of these forests can also continue to increase through wise stewardship of these resources."

MINING

In 1974, the South Carolina Mining Act was passed to ensure all mined lands would be returned to some useful purpose and for the protection of people and the environment. This process is also known as the reclamation process. The reclamation process, as well as the mine permitting process, is overseen by the Mining and Reclamation Section of the SC Department of Health and Environmental Control (SCDHEC). The basic objectives of reclamation are to ensure public safety, establish vegetation for soil stability, and protection of adjacent areas. The regulations allow for reclamation such as lakes or ponds, grasslands, woodlands, croplands, parks or recreational areas, landfills or residential or commercial development.

Mining in South Carolina has been one of the State's most valuable industries for over two centuries. More than \$138 million are contributed to the state annually through payroll and taxes by the mining companies. In the United States, South Carolina ranks 25th in total mineral value and 13th in twenty six of the eastern states. Nationally, the state is ranked second in the production of kaolin which is a fine white clay used in the manufacture of porcelain and ranked first in cement. South Carolina is the only state east of the Mississippi that mines gold.

Currently 13 minerals are being extracted from 485 active mines in South Carolina. There is an annual estimated raw mineral production value at the lip of the mine of \$483 million. The mineral in South Carolina are surface mined which involves the removal of rock and soil prior to the extraction of the mineral. Open pit mining, strip mining and dredging are the three types of surface mines in the State. Mining in South Carolina is very productive and makes a major contribution to the economy.

Table 5-35 provides a list of active mining permits in Florence County, as well as the minerals mined and the reclamation practice. Sand and clay are the major materials mined in Florence County. The table below shows permitted mines.

This area intentionally left blank.



Table 5-35 Mine Permits in Florence County

ID	Company Name	Mine Name	Affected Acres	Permitted Acres	Mineral
0	Ellis Sand & Gravel	ELLIS MINE	5	5	Sand
1	Hagley Lake Co Inc	HAGLEY MINE	9	9	Sand
2	Forest Lake Shores LLC	FOREST LAKE SHORES	5	5	Sand
3	Hancock Utilities	HANCOCK #3	5	5	Sand/Clay
4	Legs Pit Pee Dee	LEGG'S PIT	0	0	Sand/Clay
5	Wilkes Landscaping Mine #1	WILKES #1	0	0	Sand/Clay
6	Hancock Utilities	HANCOCK #2	4	4	Sand/Clay
7	G & M Builders G & M #1	G&M 1 MINE	4	4	Sand/Clay
8	Hancock Utilities	HANCOCK #1	7	10	Sand/Clay
9	Mccutcheon Construction Co Inc	MCCUTCHEON MINE #3	2	2	Sand
10	Point South Developers Llc	WILDBIRD RUN MINE	5	5	Sand
11	Willis Construction Company	HUGGINS PIT	5	5	Sand
12	Willis Construction Company	ANDERSON PIT	5	5	Sand
13	L H Stokes & Son Inc	MCLELLAN PIT	5	5	Sand
14	Mccutcheon Construction Co Inc	MCCUTCHEON #2	5	5	Sand, Sand/Clay
15	Mccutcheon Inc	MCCUTCHEON MINE	5	5	Sand, Sand/Clay
16	Goodson Construction Co Inc	R.E. GOODSON MINE	5	5	Sand, Sand/Clay
17	Jerry Hayes Excavation	J. HAYES	5	5	Sand, Sand/Clay
18	L Dean Weaver Construction	POSTON PIT	2	2	Sand, Sand/Clay
19	Mccutcheon Construction Co Inc	MCCUTCHEON #1	5	1	Sand, Sand/Clay
20	Jerry Hayes Excavation	HAYES EXCAVATION	5	5	Sand, Sand/Clay
21	Willis Construction Company	WILLIS CONSTRUCTION MINE #2	13	13	Sand, Sand/Clay
22	Carolina Sand Inc	JOHNSONVILLE PLANT	190	291	Sand
23	South Carolina Prestress Corp	PRESTRESS MINE	69	75	Sand
TOTAL			365	471	

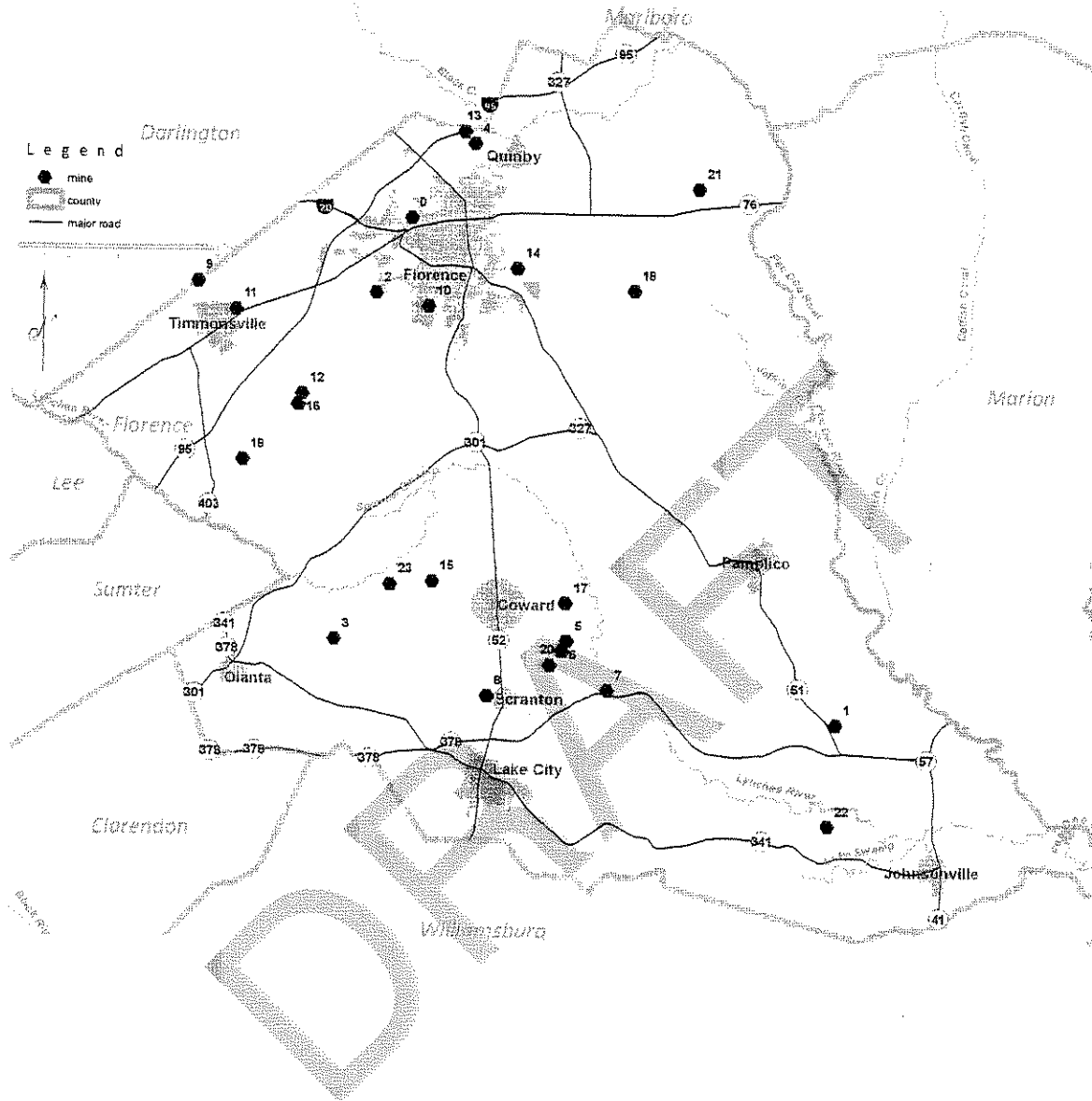
Source: U.S.Census Bureau,Census of Population and Housing 2000

The following map shows the approximate locations of permitted mines in the County. Note that most mines are near streambeds. Some streams are not shown on the map.

This area intentionally left blank.



Figure 5-7 Locations of Mines in Florence County



This area intentionally left blank.



GOALS AND IMPLEMENTATION STRATEGIES

The goals of the Economic Element aim to challenge Florence County to think and act progressively about its future. Immediate action is required for the County to maintain the economic status that meets the demand of the people. The following goals create an important outline in which participation will be key to Florence County's future development.

GOAL 1

The redevelopment of the downtown area should be a high priority of the City and County Governments and the Chamber of Commerce.

Implementation Strategy: Establish better communication of all local government entities to provide one unified vision for the betterment of our County. Coordinate efforts for downtown revitalization

Time Frame: Continuous

GOAL 2

Create new economic markets to cash in on South Carolina's emerging Recreation, Arts and Retirement images.

Implementation Strategy: Focus on the County's natural resources, proximity to the beach, affordable housing, medical facilities and cultural centers. Furthermore, the Pee Dee Regional Transportation Authority affords options to travel the region without sole reliance on an automobile. Advertisements to move to Florence would attract more people to the area.

Time Frame: Continuous

GOAL 3

Explore the creation of an icon that will identify the County to visitors.

Implementation Strategy: Local government should aim to provide non-vehicle transportation to reduce pollution, traffic congestion and for the general physical well being of its citizens.

Time Frame: Continuous

GOAL 4

Focus on attracting 'only in Florence' talent and businesses.

Implementation Strategy: Seek innovative and high profile individuals and businesses that will enhance the County's forward-thinking perspective and quality of life. Continue to address issues that would limit Florence County as an attractive place to expand and locate. Support the development of entry structures welcoming visitors and residents to the County.

Time Frame: Continuous

GOAL 5

Become recognized as a regional cultural center

Implementation Strategy: Support the implementation, development and proliferation of cultural amenities. Seek opportunities to expand culture and art presentations geared towards all ages.

Time Frame: Continuous



GOAL 6

Develop and encourage meaningful architecture in highly visible buildings and structures

Implementation Strategy: Develop entry structures to the County that reflect a distinctive county-wide theme.

Time Frame: Continuous

GOAL 7

Explore and encourage the purchase of local and sustainable products.

Implementation Strategy: Determine the feasibility of purchasing 'green' products through County purchases. Explore the potential of incorporating LEED (Leadership in Energy Efficient Development) certified building guidelines and Low Impact Development (LID). Determine the feasibility of incorporating alternative energy sources to offset energy used from the grid. Provide education and outreach to the public, especially children about the benefits of local products and energy conservation.

Time Frame: Continuous

GOAL 8

Support and encourage best management practices for silviculture and agriculture.

Implementation Strategy: Incorporate best management practices into County operations and policies.

Time Frame: Continuous

GOAL 9

Explore the development of ecotourism.

Implementation Strategy: Support State programs such as the Scenic Rivers Program and explore the feasibility to join the American Rivers, Blue Trails initiative.

Time Frame: Continuous

GOAL 10

Attract global, national and regional interests by forward-thinking operating procedures to increase quality of life.

Implementation Strategy: Support the growth of a County Trail system. Support innovative alternative transportation systems. Support increased passive and active parks. Local government should aim to provide non-vehicle transportation opportunities to reduce pollution, traffic congestion and for the general physical well being of its citizens.

Time Frame: Continuous



REFERENCES

1. U.S. Census Bureau, Census of Population and Housing; 1990 and 2000
2. U.S. Census Bureau, Census of Population and Housing; 2000
3. U.S. Census 2000
4. U.S. Census Bureau, Census 2000. SF3, Table P43
5. U.S. Census Bureau, Census 2000. SF3, Table P50
6. U.S. Census Bureau, Census 2000. SF3, Tables P150A-G
7. Census 2000 analyzed by the Social Science Data Analysis Network (SSDAN)
8. U.S. Census Bureau, 2005
9. U.S. Census Bureau, 2006 American Community Survey
10. U. S. Department of Labor, Bureau of Labor Statistics. Local Area Unemployment Statistics, Labor Force Data by County, 2004 and 2005 Annual Averages
11. U.S. Department of Urban Development, Economic and Market Analysis Divisions
12. S.C. Department of Commerce
13. Florence County Economic Development
14. S. C. Department of Agriculture
15. S.C. Agricultural Statistics 2001
16. Economic Research Service, USDA as collected through South Carolina Agricultural Statistics Service, South Carolina Agricultural Statistics
17. South Carolina Agricultural Statistics as collected from Economic Research Service – USDA. USD: Economic Research Service
18. FDIC 2005
19. Woods & Poole Economics 2007
20. Nodine, Stephen K., 1989?. Forest Resources and Opportunities in Florence County, Clemson University cooperative Extension Service, Department of Forestry, written post-1989. Received 12/12/97 by fax from Florence office of South Carolina Forestry Commission



INTERNET SOURCES

1. South Carolina Employment Security Commission
Accessed at www.sces.org/lmi/data/labor-force/scunadjusted.xls
2. Florence County Economic Development Partnership
Accessed at www.fcedp.com
3. Office of Research and Statistics, SC State Budget and Control Board
Accessed at www.ors2.state.sc.us/hderratea.php
4. SC Department of Health and Environmental Control
Accessed at www.scdhec.net/BAQ
5. AAA's Media Site for retail Gasoline Prices
Accessed at www.fuelgaugereport.com/scavg.asp
6. South Carolina Employment Security Commission
Accessed at www.sces.org/LMI/data/wages/cew/20201/florence.html
7. National Agricultural Statistics Service
Accessed at www.nass.usda.com

DRAFT

FLORENCE COUNTY COUNCIL MEETING

Item For Meeting On: Thursday, August 21, 2008

AGENDA ITEM: Ordinance No. 07-2008/09
Introduction

DEPARTMENT: Planning and Building Inspections

ISSUE UNDER CONSIDERATION:

[An Ordinance To Rezone Properties Owned By Cynthia T. Matthews And Jerry D. Taylor, Sr. And Sharon M. Taylor Located At 3434, 3435, 3465, 3501 James Turner Road, Effingham And 3 Parcels Located Off State Hwy. 35, Effingham From R-1, Single-Family Residential District To RU-1, Rural Community District, Shown On Florence County Tax Map No. 127, Block 1, Parcels 10, 11, 46, 72, 162, 273 And 274 Consisting Of 131 Acres.]

POINTS TO CONSIDER:

1. The properties are located in Council District 5.
2. The subject properties are currently being utilized as agriculture/farming/ equine/timber.
3. The properties are currently zoned, R-1, Single-Family Residential District.
4. The applicants wish to rezone the properties to RU-1, Rural Community District.
5. The properties are surrounded by some vacant property and some residentially-developed property.
6. These properties are designated as Rural Resource/Agricultural Areas according to the Comprehensive Plan.
7. This request does comply with the Comprehensive Plan.

OPTIONS:

1. (*Recommended*) Approval Of Ordinance No. 07-2008/09 To Rezone Properties Owned By Cynthia T. Matthews And Jerry D. Taylor, Sr. And Sharon M. Taylor Located At 3434, 3435, 3465, 3501 James Turner Road, Effingham And 3 Parcels Located Off State Hwy. 35, Effingham From R-1, Single-Family Residential District To RU-1, Rural Community District Shown On Florence County Tax Map No. 127, Block 1, Parcels 10, 11, 46, 72, 162, 273 And 274, Consisting Of 131 Acres.
(*Planning Commission approved 8-2*)(*Council District 5*)
2. Provide An Alternative Directive

ATTACHMENTS:

Copies of the following are attached:

1. Ordinance No. 7-2008/09
2. Staff report for PC#2008-52
3. Vicinity map
4. Location map
5. Comprehensive Land Use Plan map
6. Zoning map
7. Aerial photograph
8. Comprehensive Plan information
9. Zoning Ordinance Information

Sponsor(s) : Planning Commission
 Planning Commission Consideration : July 22, 2008
 Planning Commission Public Hearing : July 22, 2008
 Planning Commission Recommendation : July 22, 2008 [Approved 8-2]
 First Reading/Introduction : August 21, 2008
 Committee Referral : N/A
 Second Reading : September 18, 2008
 Third Reading : October 16, 2008
 Effective Date : Immediately

I, _____,
 Council Clerk, certify that this
 Ordinance was advertised for
 Public Hearing on _____.

ORDINANCE NO. 07 -2008/09

COUNCIL-ADMINISTRATOR FORM OF GOVERNMENT FOR FLORENCE COUNTY

[An Ordinance To Rezone Properties Owned By Cynthia T. Matthews And Jerry D. Taylor, Sr. And Sharon M. Taylor Located At 3434, 3435, 3465, 3501 James Turner Road, Effingham And 3 Parcels Located Off State Hwy. 35, Effingham From R-1, Single-Family Residential District To RU-1 Rural Community District Shown On Florence County Tax Map No. 127, Block 1, Parcels 10, 11, 46, 72, 162, 273 And 274 Consisting Of 131 Acres.]

WHEREAS:

1. Section 30-291 entitled "Intent" of Chapter 30- Zoning Ordinance of the Florence County Code of Ordinances establishes that Florence County Council must be satisfied that applications for amendments to the Zoning Atlas of Florence County are not injurious from a public health, safety, and general welfare outlook and the effect of the change will not negatively impact the immediate environs or the County generally; and
2. Section 30-297 entitled "Administrative Procedures, Action" of Chapter-30 Zoning Ordinance of the Florence County Code for Florence County republished January 2008, provides a procedure for amending the Official Zoning Map of the County of Florence; and
3. The procedure has been followed by the Florence County Planning Commission at a public hearing on July 22, 2008.

NOW THEREFORE BE IT ORDAINED BY THE FLORENCE COUNTY COUNCIL DULY ASSEMBLED THAT:

1. Properties located on James Turner Road and off State Hwy. 35 bearing Tax Map 127, Block 1, Parcels 10, 11, 46, 72, 162, 273 and 274 are hereby rezoned to RU-1, Rural Community District.
2. Provisions in other Florence County ordinances in conflict with this Ordinance are hereby repealed.
3. If any provision of this Ordinance or the application thereof to any person or circumstance is held invalid, the invalidity does not affect other provisions or applications of the Ordinance which can be given effect without the invalid provision or application and to this end, the provisions of this Ordinance are severable.

ATTEST:

SIGNED:

 Connie Y. Haselden, Council Clerk

 K. G. Rusty Smith, Jr., Chairman
 COUNCIL VOTE:

 Approved as to Form and Content
 James C. Rushton, III, County Attorney

OPPOSED:
 ABSENT:

**STAFF REPORT
TO THE
FLORENCE COUNTY PLANNING COMMISSION
JULY 22, 2008
PC#2008-52
ORDINANCE NO.7-2008/09**

Subject: Rezoning request from R-1, Single-Family Residential District to RU-1, Rural Community District

Location: Properties are located at 3434, 3435, 3465, 3501 James Turner Rd. and 3 Parcels located off State Hwy.35.

Tax Map Number: 00127, Block 1, Parcels 72,162, 273, 274, 10, 11 and 46

Council District(s): 5; County Council

Owner of Record: Cynthia T. Matthews and Jerry D. & Sharon M. Taylor Sr.

Applicant: Cynthia T. Matthews and Jerry D. & Sharon M. Taylor Sr.

Land Area: 131 acres

Existing Land Use and Zoning:

The subject properties are currently used as agriculture/farming/equine/timber and zoned R-1, Single Family Residential District in the County of Florence.

Proposed Land Use and Zoning:

The applicant wishes to continue the existing uses of the subject properties for agriculture/farming/equine/timber and for future placement of a manufactured home.

Surrounding Land Use and Zoning:

North: Single-family residential/R-1/ City of Florence

South: Vacant/ R-1 /Florence County

West: Single-family residential/ R-3 /Florence County
Single-family residential/RU-1/Florence County

East: Single-family residential/ R-1/ Florence County

Florence County Comprehensive Plan:

The subject properties are currently designated as Rural Resource/Agricultural Areas as established by the Land Use Element of the Comprehensive Plan. The request does comply with the Comprehensive Plan.

Staff Analysis:

Access and Circulation- Present access to the properties is by way of James Turner Road and Whippoowill Road.

Water and Sewer Availability- These services are provided by City of Florence Public Works.

Adjacent Waterways/Bodies of Water/Flood Zone- There does not appear to be a waterway/body of water adjacent to the properties. The properties are not in a flood zone.

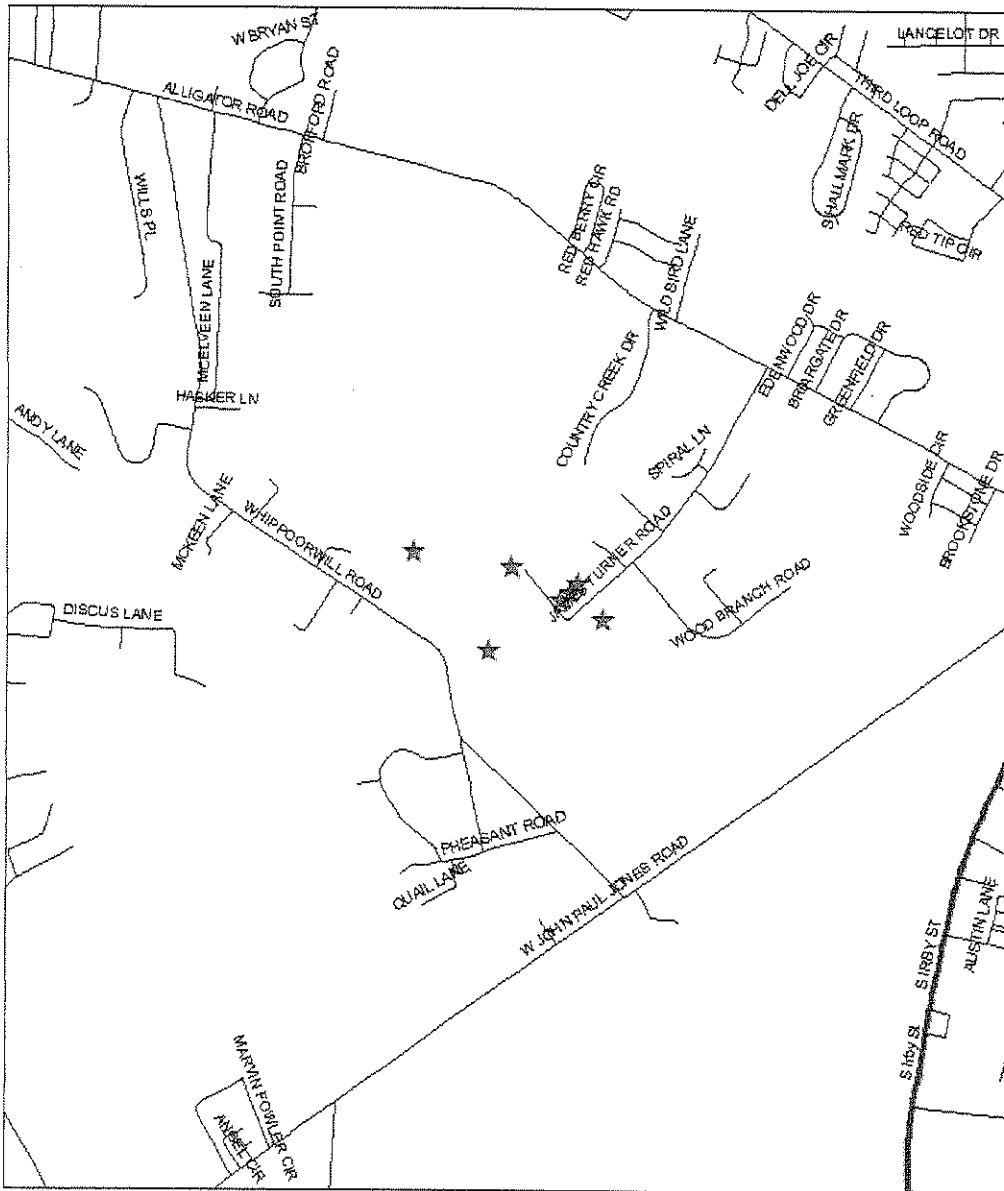
Background- The subject properties are requesting rezoning to RU-1, Rural Community District.

Florence County/Municipal Planning Commission Action July 22,2008

The ten Planning Commission members present approved the rezoning request with the vote of eight in favor to two voting in opposition at the meeting held on July 22, 2008.

Florence County/Municipal Planning commission Recommendation:

The Planning Commission recommends approval of this request by the Florence County Council due to the rezoning being in compliance with the Comprehensive Plan.

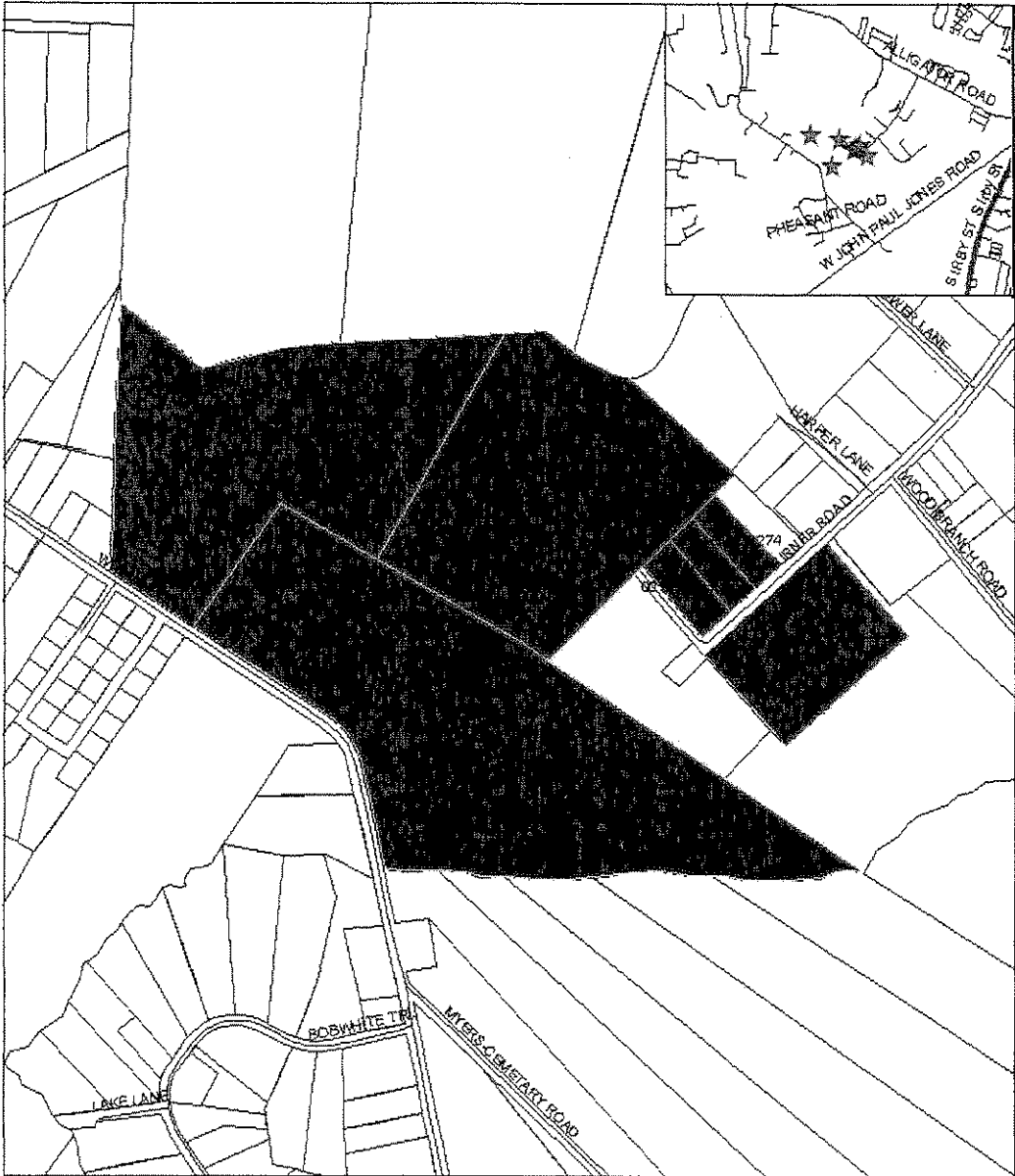


0337.675 1,350 Feet

Map Prepared by: RWE
 Copyright 2007, Florence County/Municipal Planning
 & Building Inspections Department
 Geographic Information Systems
 2007



COUNTY COUNCIL DISTRICT(S): 5
PC#2008-52



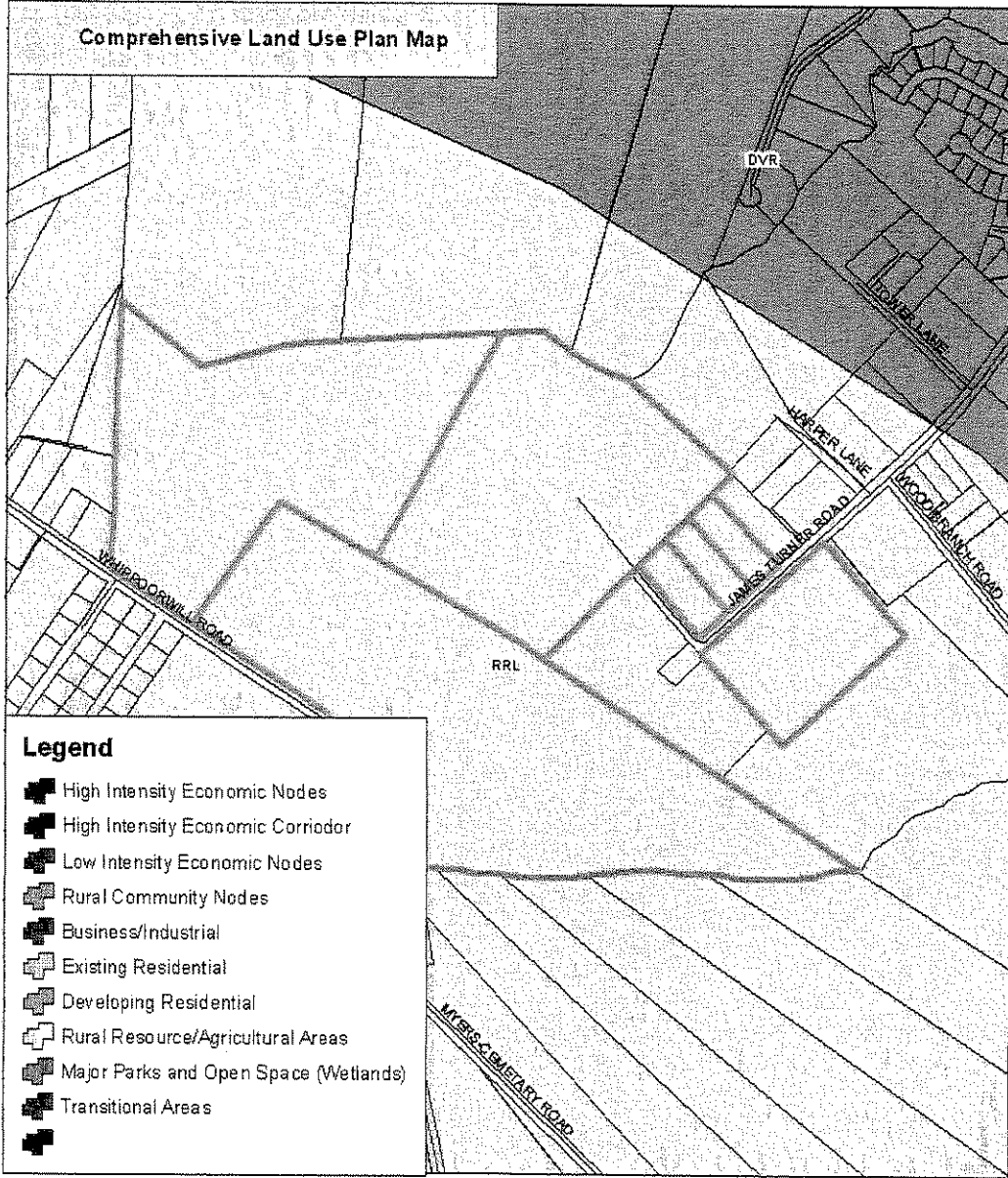
0 400 800 1,600 Feet



Map Prepared by: RWE
Copyright 2007: Florence County/Municipal Planning
& Building Inspections Department
Geographic Information Systems
2007

COUNTY COUNCIL DISTRICT(S): 5
PC#2008-52

Comprehensive Land Use Plan Map



Legend

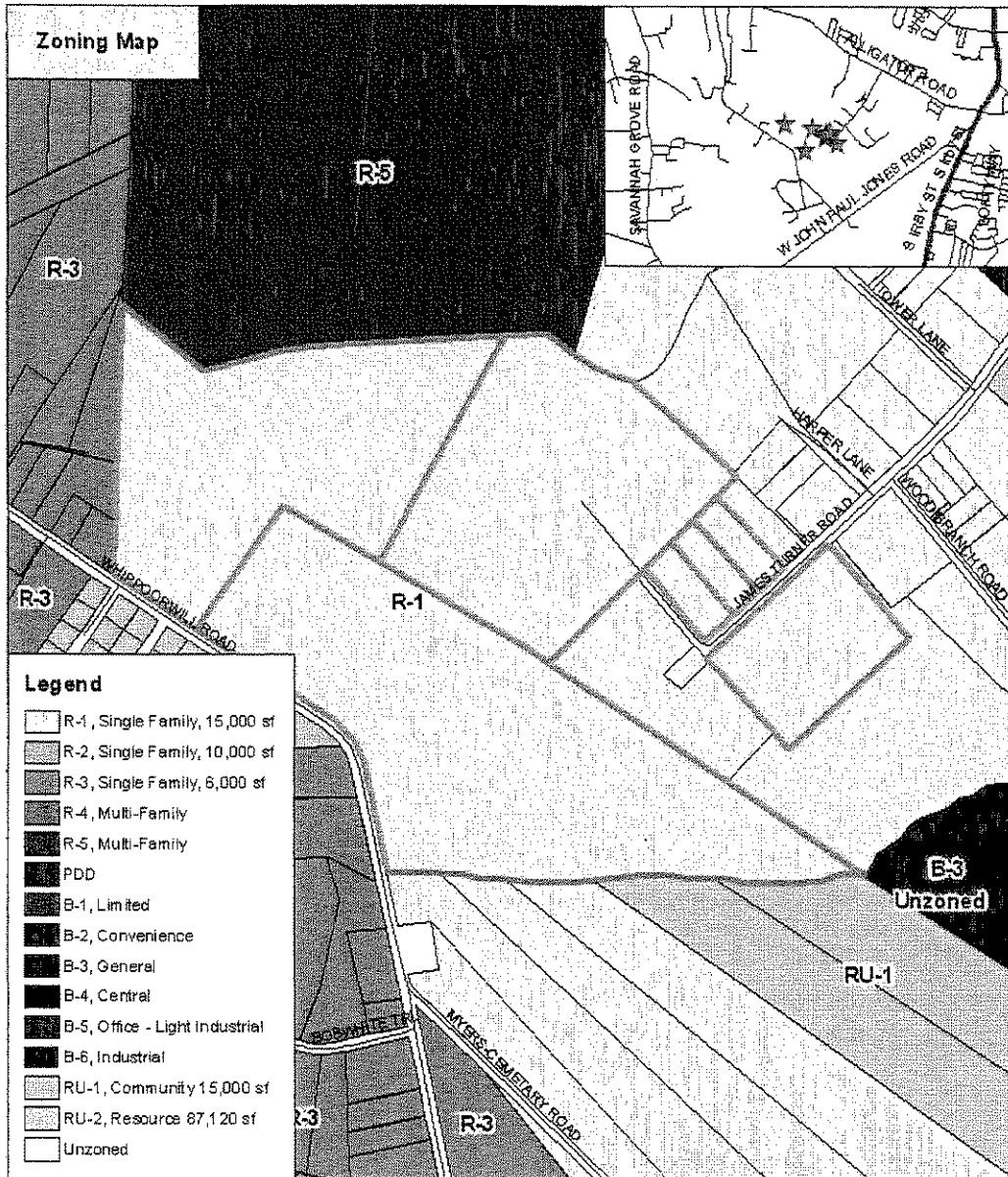
- High Intensity Economic Nodes
- High Intensity Economic Corridor
- Low Intensity Economic Nodes
- Rural Community Nodes
- Business/Industrial
- Existing Residential
- Developing Residential
- Rural Resource/Agricultural Areas
- Major Parks and Open Space (Wetlands)
- Transitional Areas

0 435 870 1,740 Feet



Map Prepared by: RWE
 Copyright 2007, Florence County/Municipal Planning
 & Building Inspections Department
 Geographic Information Systems
 2007

COUNTY COUNCIL DISTRICT(S): 5
PC#2008-52



0 415 830 1,660 Feet



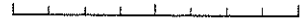
Map Prepared by: RWE
 Copyright 2007: Florence County/Municipal Planning
 & Building Inspections Department
 Geographic Information Systems
 2007

COUNTY COUNCIL DISTRICT(S): 5
PCH2008-52

Florence County 2003 Orthophotography Map



0 325 650 1,300 Feet



N



Map Prepared by: RWE
Copyright 2007: Florence County/Municipal Planning
& Building Inspections Department
Geographic Information Systems
2007

COUNTY COUNCIL DISTRICT(S): 5
PC#2008-52

Comprehensive Plan Attachment:

Rural Resource / Agricultural Areas

Most areas shown on the Plan Map generally are outside the path of projected development, characteristically rural and predominately undeveloped or in agricultural use at this time. Moreover, few changes to these areas are anticipated during the life of this Plan, provided urban sprawl is kept in check. The retention of open lands, woodlands, and wetlands which make up a large part of this area, are essential for clean air, water, wildlife, many natural cycles, and a balanced environment among other things. Even more essential from an economic perspective are the agricultural lands and farming operations in this area. These areas also provide a **rural environment** preferred by many people over subdivisions and higher density urban or community settings.

Objective

The objective of this classification is to conserve rural characteristics and resources, particularly agricultural, and maintain a balanced rural-urban environment.

Strategy

Strategies designed to implement this objective include:

- ✓ Setting an urban growth boundary which would limit urban intrusions into such areas.
- ✓ Monitoring and mitigating proposed changes which would alter or compromise the rural character of such area.
- ✓ Amending subdivision regulations to encourage cluster development with open space-agricultural land set aside as an alternative to large lot development.
- ✓ Prohibit through zoning high intensity development from the area.

Plan Compliance Matrix

PLAN MAP OBJECTIVES (Summary)	USE IN ACCORD WITH PLAN MAP OBJECTIVES	USES AT VARIANCE WITH PLAN MAP OBJECTIVES
Conserve rural characteristics and resources and maintain a balanced rural-urban environment	<ul style="list-style-type: none"> ❖ Single-family site built and manufactured dwellings ❖ Agricultural uses ❖ Small scale retail uses ❖ Agricultural related industrial uses ❖ Institutional uses 	<ul style="list-style-type: none"> ❖ High density residential uses ❖ Big Box retail ❖ Uses generally in conflict with rural values and characteristics

ZONING ORDINANCE ATTACHMENT

RU-1, Rural Community District

The intent of this district is to sustain and support rural community centers as an integral part of the rural environment, serving the commercial, service, social, and agricultural needs of nearby rural residents.

FLORENCE COUNTY COUNCIL MEETING

August 21, 2008

AGENDA ITEM: Boards & Commissions

DEPARTMENT: County Council

ISSUE UNDER CONSIDERATION:

Filling vacancies on Boards and Commissions.

POINTS TO CONSIDER:

1. Citizen involvement on boards, commissions and committees of Florence County is extremely important.
2. Many boards/commissions/committees currently have vacancies or have approaching vacancies.

OPTIONS:

1. Make appropriate appointments.
2. Take no action.

(A copy of the list of current and approaching vacancies for 2008 was previously provided to Council. Additional copies are available upon request.)

FLORENCE COUNTY COUNCIL MEETING

Item For Meeting on: August 21, 2008

AGENDA ITEM: Reports to Council
Grant Award South Carolina Budget and Control Board

DEPARTMENT: Florence County Emergency Management Department
Grants Department

ISSUES UNDER CONSIDERATION:

Council is requested to formally accept a grant award made in accordance with Proviso 63.52 of the 2007-2008 Appropriations Act in the amount of \$5,556.92 as approved by the South Carolina Budget and Control Board to cover contract costs for First Responder Interoperability under budget code 1140 (Service Contract 800 MHz) for the Florence County Emergency Management Department.

POINTS TO CONSIDER:

1. Florence County will utilize the South Carolina Budget and Control Board 2007-2008 First Responder Interoperability Grant to cover contract costs associated with the service contract for the 800MHz radio system.
2. Acceptance of the grant includes the authorization of appropriate general ledger accounts within the Grant Fund to appropriately account for the grant.
3. Matching funds are not required.

FUNDING FACTORS:

1. \$5,556.92 = One-time Grant Disbursement amount for the 800 MHz radio service contract for Florence County in accordance with Proviso 63.52 of the 2007-2008 Appropriations Act as approved by the South Carolina Budget and Control Board for First Responder Interoperability.

OPTIONS:

1. (*Recommended*) Council is requested to accept the grant from the South Carolina Budget and Control Board in the amount of \$5,556.92 for the Fiscal Year 2008 First Responder Interoperability Grant to maintain the County's 800MHz radio system.
2. Provide an Alternative Directive.

ATTACHMENTS:


Award Letter from the South Carolina Budget and Control Board.

STATE OF SOUTH CAROLINA
State Budget and Control Board

MARK SANFORD, CHAIRMAN
GOVERNOR

CONVERSE A. CHELLIS III, CPA
STATE TREASURER


RICHARD ECKSTROM, CPA
COMPTROLLER GENERAL



HUGH K. LEATHERMAN, SR.
CHAIRMAN, SENATE FINANCE COMMITTEE

DANIEL T. COOPER
CHAIRMAN, WAYS AND MEANS COMMITTEE

FRANK W. FUSCO
EXECUTIVE DIRECTOR



TO: Renee Herndon, Director of Finance
FROM: Earle Walden, Division of the Chief Information Officer
DATE: June 26, 2008
SUBJECT: **Grant Disbursement Request – First Responder Interoperability**

This expenditure is made in accordance with Proviso 63.52 of the 2007-2008 Appropriations Act

A check is requested to disburse funds to the program grant recipient listed below.

Name of Payee:	Florence County
Department:	Emergency Management
Address:	P.O. Box 278
City, State & Zip:	Effingham, SC 29541
Contact Person:	Tommy Sullivan
Contact Number:	(843) 661-7483
Federal Identification #:	57 6000351
Fiscal Year:	2008
Grant Disbursement Amount (33% of Total):	\$5,556.92

GAFRS ACCOUNTING INFORMATION:

Budget Unit Code	1140 (Service Contract 800 MHz)
Expenditure Object Code:	1821
Index Code:	9064
Location Code:	DEMRO
Transaction Code:	279
City/County Code:	2286

Please mail the check directly to the program recipient. It does not need to be returned to the CIO's office. Thank you.

Authorizing Signature:

Earle Walden, Director of Administrative Services

6-27-08
Date

FLORENCE COUNTY COUNCIL MEETING

Item For Meeting on: August 21, 2008

AGENDA ITEM: Grant Award South Carolina Budget & Control Board

DEPARTMENT: Florence County Finance Department
Grants Department

ISSUE UNDER CONSIDERATION:

Council is requested to accept a \$20,000 Competitive Community grant award from the South Carolina Budget & Control Board (SCB&CB) to provide funding to contract with legal and financial consultants for the Lower Florence County Hospital Board.

POINTS TO CONSIDER:

1. Florence County will utilize the Fiscal Year 2009 Competitive Community Grant to cover costs associated with contracting legal and financial consultants for the Lower Florence County Hospital Board.
2. The grant does not require matching funds.
3. Acceptance of the grant includes the authorization of appropriate general ledger accounts within the Grant Fund.

FUNDING FACTORS:

1. \$20,000 = Total one-time costs for the Fiscal Year 2009 SCB&CB Competitive Community Grant.
2. No matching funds required.

OPTIONS:

1. *(Recommended)* Accept the Fiscal Year 2009 Competitive Community Grant Award from the South Carolina Budget & Control Board in the amount of \$20,000 for contracting legal and financial consultants for the Lower Florence County Hospital Board.
2. Provide An Alternate Directive

ATTACHMENTS:

Grant award letter from the SCB&CB dated July 10, 2008.

STATE OF SOUTH CAROLINA
COMPETITIVE COMMUNITY GRANTS COMMITTEE



JIMMY BAILEY
CHAIRMAN
JACK D. PUCKETT
VICE CHAIRMAN
JAMES BROWN

SCOTT ENGLISH
CHRISTOPHER A. LATHAM
STAFF SUPPORT PROVIDED BY
BUDGET AND CONTROL BOARD

1000 ASSEMBLY STREET
415 DENNIS BUILDING
COLUMBIA, SOUTH CAROLINA 29201
803-734-3267
FAX - 803-734-0295

July 10, 2008

Mr. Kevin Yokim, Finance Director
Florence County
180 North Irby St., MSC-H
Florence, SC 29501

Dear Mr. Yokim:

I am pleased to inform you that the Competitive Community Grants Committee has awarded your organization \$20,000. As outlined in your application, this award (excluding salaries/benefits) will provide partial funding to contract with legal and financial consultants to ensure sound and efficient operations.

We will begin processing your award and no further action on your part is necessary for now. Once all processing has been completed, you will receive the check. We anticipate this procedure taking approximately 4-6 weeks.

Prior to spending any grant funds, please review the Competitive Community Grants Guidelines available on our web site (www.bcb.sc.gov). Salaries and employee benefits are not allowable expenses under this grant. This is a one-time award and your organization must submit a final financial report (FFR) within ninety days after all funds have been expended.

Thank you for participating in the Competitive Community Grants Program.

Sincerely,

A handwritten signature in cursive script that reads "James J. Bailey".

James J. Bailey
Chairman

xc: Senator Yancey McGill

(AW4032/GF)

FLORENCE COUNTY COUNCIL MEETING

Item For Meeting on: August 21, 2008

AGENDA ITEM: Reports to Council
Grant Award Honda of South Carolina Mfg., Inc.

DEPARTMENT: Florence County Library
Grants Department

ISSUES UNDER CONSIDERATION:

Council is requested to formally accept a grant award in the amount of \$25,000 from Honda of South Carolina Mfg., Inc. for construction of the Timmons ville Library.

POINTS TO CONSIDER:

1. The Florence County Library System will utilize the Honda of South Carolina Mfg., Inc. grant to cover costs associated with construction earmarked for the Timmons ville Library.
2. Acceptance of the grant includes the authorization of appropriate general ledger accounts within the Grant Fund to account for the grant.

FUNDING FACTORS:

1. \$25,000 = Total amount of construction funds distributed by Honda of South Carolina Mfg., Inc. earmarked for the Timmons ville Library.

OPTIONS:

1. *(Recommended)* Accept the grant from Honda of South Carolina Mfg., Inc. in the amount of \$25,000 to provide funding to cover costs associated with construction earmarked for the Timmons ville Library.
2. Provide an Alternative Directive.

ATTACHMENTS:

1. Award Receipt from Honda of South Carolina Mfg., Inc.

HONDA

Honda of South Carolina Mfg., Inc.
1111 Honda Way
Timmons ville, SC 29161-9421
Phone: (843) 346-8000
Fax: (843) 346-8101

July 10, 2008

Ray McBride
Florence County Library System
509 S. Dargan St.
Florence, SC 29506

RE: 2008 Donation

Enclosed is a check for \$25,000 (check number 163231, dated Jul/08/2008) to support the new Timmons ville Branch Library.

Federal law requires a signed receipt for any contribution of \$250 or more. By signing the form below, you will verify that the information above is correct and that no goods and services were received because of this donation.

Please return to my attention at **Honda of South Carolina Mfg., Inc., Attn: Philanthropic Committee, 1111 Honda Way, Timmons ville, SC 29161-9421**. You may also fax the form to (843) 346-8101.

Thank you in advance for a timely response to this matter.

Ray McBride Director 7/10/08
Signature Title Date

Sincerely,

Jeffrey W. Helton, PHR
Assistant Vice President
Support Services

FLORENCE COUNTY COUNCIL MEETING

Item For Meeting on: August 21, 2008

AGENDA ITEM: Grant Award South Carolina Forestry Commission

DEPARTMENT: Florence County Parks & Recreation Department
Grants Department

ISSUE UNDER CONSIDERATION:

Council is requested to accept a \$3,053 grant award from the South Carolina Forestry Commission (SCFC) to the Florence County Parks & Recreation Department for costs associated with the planting of trees in the Brooks McCall Community Park (BMCP).

POINTS TO CONSIDER:

1. Florence County will utilize the Fiscal Year 2008 Urban and Community Forestry Grant to cover costs associated with the planting of trees in the Brooks McCall Community Park.
2. The grant requires a 50% match, which will be provided in the form of in-kind work and a cash match funded in the FY09 General Fund budget for the Parks & Recreation Department.
3. Acceptance of the grant includes the authorization of appropriate general ledger accounts within the Grant Fund.

FUNDING FACTORS:

1. \$6,106.18 = Total one-time costs for the Fiscal Year 2008 Urban and Community Forestry Grant.
2. \$3,053.18 = Included in the above costs, is a combination of a \$688.30 cash match and a \$2,364.88 in-kind match (staff hours) which are budgeted in the General Fund for the Parks & Recreation Department for FY09.

OPTIONS:

1. *(Recommended)* Accept the Fiscal Year 2008 Urban and Community Forestry Grant Award from the South Carolina Forestry Commission to the Parks and Recreation Department in the amount of \$3,053 for the planting of trees in the BMCP.
2. Provide An Alternate Directive

ATTACHMENTS:

Grant award letter from the SCFC dated July 2, 2008.



PO Box 21707
Columbia, SC 29221
(p) 803.896.8800
(f) 803.798.8097
www.trees.sc.gov

Henry E. (Gene) Kodama, State Forester

July 2, 2008

Ms. Kathy N. Nephew, Grants Coordinator
Florence County
180 North Irby Street, MSC-G
Florence, SC 29501

Dear Ms. Nephew:

On behalf of the South Carolina Forestry Commission and the US Forest Service, it is my pleasure to notify you that a grant for \$3,053.00 has been awarded to Florence County Parks & Recreation through the Forestry Commission's Community Forestry Grant Program. Due to the competitiveness of the program, the Grant Review Committee recommended that project funding be decreased from \$4,053.09 to \$3,053.00. The commitment of local match (cash and/or in-kind) has also been decreased to \$3,053.00 for this grant. If your organization would like to receive funding at this level, please notify Gloria Freeman, Grant Assistance Administrator, in writing of your acceptance by August 29, 2008.


Acceptance of this grant award is also made contingent upon the following condition(s) being met:

- (a) All professional services being paid for with federal funds will be procured through competitive bidding.
- (b) Submit a revised budget by August 29, 2008 to reflect a reduction in funding of \$1,000.00. The grant award will provide \$3,053.00 for tree planting at Brooks-McCall Community Park.

You will be contacted by your Regional Urban Forester, Lois Edwards, within the next few weeks to discuss the specifics of your grant project. A Memorandum of Agreement with the Forestry Commission will be completed by our staff and made available to you at this time. The budget period for this grant is July 14, 2008 to July 13, 2009. Project implementation and all costs associated with this grant must be made within this time period.

Please direct any questions or correspondence to: Liz Gilland, Community Forestry Program Coordinator at (803) 896-8864 or Gloria Freeman, Grants Assistance Administrator at (803) 896-8846 regarding this grant award. Thank you for your continuing interest in urban and community forestry.

Sincerely,


Gene Kodama
State Forester

cc: Joe Eason, County Parks & Recreation Director, Project Coordinator
Lois Edwards, Pee Dee Region Community Forester (cell # 843-907-2323)

Our mission is to protect and develop the forest resources of South Carolina.

FLORENCE COUNTY COUNCIL MEETING

Item For Meeting on: August 21, 2008

AGENDA ITEM: Grant Award South Carolina Forestry Commission

DEPARTMENT: Florence County Planning Department
Grants Department

ISSUE UNDER CONSIDERATION:

Council is requested to accept a \$3,260 grant award from the South Carolina Forestry Commission (SCFC) for the Planning Department for costs associated with staff training and printing of informational brochures to educate the public on tree preservation.

POINTS TO CONSIDER:

1. Florence County will utilize the Fiscal Year 2008 Urban and Community Forestry Grant to cover costs associated with the certification of three planning department staff as Arborists and the printing of an informational brochure which will be used to educate the citizens of Florence County on tree preservation.
2. The grant requires a 50% match which will be provided in the form of in-kind work and a cash match funded in the FY09 General Fund budget for the Planning Department.
3. Acceptance of the grant includes the authorization of appropriate general ledger accounts within the Grant Fund.

FUNDING FACTORS:

1. \$7,196.40 = Total one-time costs for the Fiscal Year 2008 Urban and Community Forestry Grant.
2. \$3,936.40 = Included in the above costs is a combination of a \$2,130.00 cash match (travel and per diem) and a \$1,806.40 in-kind match (staff hours) which are budgeted in the General Fund for the Planning Department for FY09.

OPTIONS:

1. *(Recommended)* Accept the Fiscal Year 2008 Urban and Community Forestry Grant Award from the South Carolina Forestry Commission for the Planning Department in the amount of \$3,260 for training and printing of informational brochures to educate the public on tree preservation.
2. Provide An Alternate Directive

ATTACHMENTS:

Grant award letter from the SCFC dated July 2, 2008.



PO Box 21707
Columbia, SC 29221
(p) 803.896.8800
(f) 803.798.8097
www.trees.sc.gov

Henry E. (Gene) Kodama, State Forester

July 2, 2008

Ms. Kathy N. Nephew, Grants Coordinator
Florence County – Planning Dept.
180 North Irby Street, MSC-G
Florence, SC 29501

Dear Ms. Nephew:

On behalf of the South Carolina Forestry Commission and the US Forest Service, it is my pleasure to notify you that a grant for \$3,260.00 has been awarded to Florence County Planning Dept through the Forestry Commission's Community Forestry Grant Program. Due to the competitiveness of the program, the Grant Review Committee recommended that project funding be decreased from \$6,314.30 to \$3,260.00. Therefore, the commitment of local match (cash and/or in-kind) has also been decreased to \$3,260.00 for this grant. If your organization would like to receive funding at this level, please notify Gloria Freeman, Grant Assistance Administrator, in writing of your acceptance by August 29, 2008.

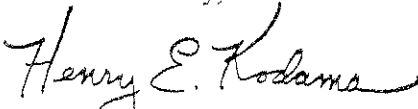
Acceptance of this grant award is also made contingent upon the following condition(s) being met:

- (a) All professional services being paid for with federal funds will be procured through competitive bidding.
- (b) Submit a revised budget by August 29, 2008 to reflect a reduction in funding of \$3,054.30. The grant award will provide \$2,480.00 for training and continuing education and \$780.00 for printing the ordinance brochures.

You will be contacted by your Regional Urban Forester, Lois Edwards, within the next few weeks to discuss the specifics of your grant project. A Memorandum of Agreement with the Forestry Commission will be completed by our staff and made available to you at this time. The budget period for this grant is July 14, 2008 to July 13, 2009. Project implementation and all costs associated with this grant must be made within this time period.

Please direct any questions or correspondence to: Liz Gilland, Community Forestry Program Coordinator at (803) 896-8864 or Gloria Freeman, Grants Assistance Administrator at (803) 896-8846 regarding this grant award. Thank you for your continuing interest in urban and community forestry.

Sincerely,


Gene Kodama
State Forester

cc: William Hoge, Planning Director, Project Coordinator
Lois Edwards, Pee Dee Region Community Forester (cell # 843-907-2323)

FLORENCE COUNTY COUNCIL MEETING

August 21, 2008

AGENDA ITEM: Report to Council
Declaration of Surplus Property

DEPARTMENT: Procurement Department

ISSUE UNDER CONSIDERATION:

Declaration of (11) vehicles, (2) motor graders, (3) tractors, (2) dump trucks and (1) loader as surplus property for disposal through public internet auction via GovDeals.

POINTS TO CONSIDER:

1. Attached listing of vehicles and equipment is recommended to be declared surplus by the using department.
2. The vehicles and equipment have little value or are obsolete to the using department.
3. Disposal will not impact on-going operations.
4. Florence County Code requires County Council approval for disposal of surplus property.
5. Disposal by internet auction is efficient and requires significantly less staff time/coordination than other public offer methods.
6. A local news ad is also placed to encourage local bidders to participate via the internet.

FUNDING FACTORS:

\$0=Cost of disposal by internet auction via GovDeals is 7% of highest winning bid paid.

OPTIONS:

1. (*Recommended*) Declare (11) vehicles, (2) motor graders, (3) tractors, (2) dump trucks and (1) loader as surplus property and authorize the County Administrator to dispose of said property in the most advantageous manner.
2. Provide alternate instructions.

ATTACHMENTS:

List of vehicles and equipment.

<u>UNIT</u>	<u>MAKE</u>	<u>MODEL</u>	<u>YEAR</u>	<u>MILEAGE</u>	<u>COMMENTS</u>
V0531	FORD	TAURUS	1997	64,979	
V0592	FORD	CROWN VIC	1999	124,798	
V0836	FORD	CROWN VIC	2002	135,165	
V1104	FORD	TAURUS	1998	59,931	
V1231	FORD	CROWN VIC	2001	74,817	
V1254	FORD	F150 LONG BED	2001	192,171	
V1285	FORD	CROWN VIC	2001	74,943	
V1295	CHEV	1500 PKP	2002	111,128	
V1296	CHEV	1500 PKP	2002	172,207	
V1297	CHEV	1500 PKP	2002	135,621	
V1298	DODGE	RAM 2500 4X4	2002	160,270	
V2016	CAT	MOTORGRADER	1998	10,552	
V2017	CAT	MOTORGRADER	1998	9,757	
V8012	JOHN DEERE	2755 TRACTOR	1990	3,749	WITH BATWING MOWER
V8045	FORD	6640 TRACTOR	1996	547	WITH SIDE MOUNT BUSHOG (NEW METER)
V8052	FORD	TS90 TRACTOR	2000	4,759	WITH SIDE MOUNT BUSHOG
V1205	CHEV	C8500 DUMPTRUCK	2000	203,590	
V1206	PETERBILT	DUMP 330	2001	262,803	
V0408	JOHN DEERE	LOADER 624G LD	1994	12,069	

FLORENCE COUNTY COUNCIL MEETING

Item For Meeting on: August 21, 2008

AGENDA ITEM: Grant Award South Carolina Budget & Control Board

DEPARTMENT: Florence County Sheriff's Office
Grants Department

ISSUE UNDER CONSIDERATION:

Council is requested to accept an \$82,000 Competitive Community grant award from the South Carolina Budget & Control Board (SCB&CB) to support law enforcement security enhancements, upgrades, replacements and purchase of digital recording systems for patrol vehicles for the Florence County Sheriff's Office (FCSO).

POINTS TO CONSIDER:

1. Florence County will utilize the Fiscal Year 2009 Competitive Community Grant to cover costs associated with law enforcement security enhancements, upgrades, replacements and purchase of digital recording systems for patrol vehicles for the FCSO.
2. The grant does not require matching funds.
3. Acceptance of the grant includes the authorization of appropriate general ledger accounts within the Grant Fund.

FUNDING FACTORS:

1. \$82,000 = Total one-time costs for the Fiscal Year 2009 SCB&CB Competitive Community Grant.
2. No matching funds required.

OPTIONS:

1. *(Recommended)* Accept the Fiscal Year 2009 Competitive Community Grant Award from the South Carolina Budget & Control Board in the amount of \$82,000 for the digital recording systems for patrol vehicles for the FCSO.
2. Provide An Alternate Directive

ATTACHMENTS:

Grant award letter from the SCB&CB dated July 10, 2008.

STATE OF SOUTH CAROLINA
COMPETITIVE COMMUNITY GRANTS COMMITTEE


② Sheriff
③ Fin. Dir - FYI
④ CA



JIMMY BAILEY
CHAIRMAN
JACK D. PUCKETT
VICE CHAIRMAN
JAMES BROWN

SCOTT ENGLISH
CHRISTOPHER A. LATHAM
STAFF SUPPORT PROVIDED BY
BUDGET AND CONTROL BOARD

1000 ASSEMBLY STREET
415 DENNIS BUILDING
COLUMBIA, SOUTH CAROLINA 29201
803-734-3267
FAX - 803-734-0295



July 10, 2008

Mr. Richard A. Starks, County Administrator
Florence County - Sheriff's Office
180 North Irby St.
Florence, SC 29501

Dear Mr. Starks:

I am pleased to inform you that the Competitive Community Grants Committee has awarded your organization \$82,000. As detailed in your application, this award will support law enforcement security enhancements, upgrades, replacements and purchase of digital recording systems for patrol vehicles.

We will begin processing your award and no further action on your part is necessary for now. Once all processing has been completed, you will receive the check. We anticipate this procedure taking approximately 4-6 weeks.

Prior to spending any grant funds, please review the Competitive Community Grants Guidelines available on our web site (www.bcb.sc.gov). Salaries and employee benefits are not allowable expenses under this grant. This is a one-time award and your organization must submit a final financial report (FFR) within ninety days after all funds have been expended.

Thank you for participating in the Competitive Community Grants Program.

Sincerely,

James J. Bailey
Chairman

xc: Senator Hugh Leatherman

(AW3132/GF)

FLORENCE COUNTY COUNCIL MEETING

Item For Meeting on: August 21, 2008

AGENDA ITEM: Grant Award South Carolina Department of Public Safety

DEPARTMENT: Florence County Sheriff's Department
Grants Department

ISSUES UNDER CONSIDERATION:

Council is requested to accept grant award #1V07305 in the amount of \$7,472 from the South Carolina Department of Public Safety under the Victims of Crime Act (VOCA) Program for Victim/Witness Advocate equipment improvements for the Florence County Sheriff's Department.

POINTS TO CONSIDER:

1. Florence County will utilize the South Carolina Department of Public Safety VOCA Grant to cover costs associated with equipment improvements for the Victim/Witness Advocate.
2. The grant requires a 20% match which will be provided in the form of a cash match funded in the FY09 General Fund budget for the Sheriff's Department.
3. Acceptance of the grant includes authorization of appropriate general ledger accounts within the Grant Fund.

FUNDING FACTORS:

1. \$9,340 = Total one-time costs for grant award #1V07305 from the South Carolina Department of Public Safety under the FY09 VOCA Grant Program.
2. \$1,868 = Included in the above costs is a required 20% match which is budgeted in the General Fund for the Sheriff's Department for FY09.

OPTIONS:

1. *(Recommended)* Accept the grant #1V07305 from the South Carolina Department of Public Safety in the amount of \$7,472 for Victim/Witness Advocate equipment improvements for the FCSO.
2. Provide An Alternative Directive.

ATTACHMENTS:

Grant Award from the South Carolina Department of Public Safety.

UNRECORDED

SOUTH CAROLINA DEPARTMENT OF PUBLIC SAFETY
OFFICE OF JUSTICE PROGRAMS
POST OFFICE BOX 1993
BLYTHEWOOD, SOUTH CAROLINA 29016

GRANT AWARD

Subgrantee: Florence County

Grant Title: Victim/Witness Advocate Equipment Improvements

Grant Period: 07/01/08 - 06/30/09

Amount of Award: \$7,472

Date of Award: July 1, 2008

Grant No.: 1V07305

In accordance with the provisions of the Victims of Crime Act of 1984, 42 U.S.C. 10601, et seq., CFDA No. 16.575, and on the basis of the application for action grant award submitted, the South Carolina Department of Public Safety hereby awards to the foregoing Subgrantee an action grant in the federal amount shown above, for the projects specified in the application and within the purposes and categories authorized for Victims of Crime Act grants.

This grant is subject to the terms and conditions set forth in the application and to the special conditions attached to the grant award. By accepting this grant award the subgrantee certifies that the federal and state conditions are fully understood by the subgrantee and will be complied with.

Payment of Funds: Grant funds will be disbursed to subgrantees (according to the project budget) upon receipt of evidence that funds have been invoiced and products received or that funds have been expended; i.e., invoices, contracts, itemized expenses, etc. A copy of the Budget Detail Page of the grant application has been attached for the subgrantee's use in completing the request for payment forms.


The grant shall become effective, as of the date of award, upon return to Accounting - Grants of an originally signed copy of this form signed by the Official Authorized to Sign in the space provided below, in blue ink. This award must be accepted within thirty (30) days from the date above, and such bi-annual and other reports required by the South Carolina Department of Public Safety must be submitted to Accounting - Grants in accordance with regulations.


ACCEPTANCE FOR THE SUBGRANTEE

ACCEPTANCE FOR THE SFA



Signature of Official Authorized to Sign
Richard Starks



Barbara Jean Nelson, Program Administrator
Victims of Crime Act Program
 (for BOP)

Burke O. Fitzpatrick, Administrator
Office of Justice Programs

GRANT AWARD DATA: THIS AWARD IS SUBJECT TO SPECIAL CONDITIONS ATTACHED AND THE TERMS AND CONDITIONS CONTAINED IN THE APPLICATION PAGES.

FLORENCE COUNTY COUNCIL MEETING

DATE: August 7, 2008

AGENDA ITEM: Reports To Council
Paige Holsapple, Delinquent Tax Officer

DEPARTMENT: Treasurer's Office - Delinquent Tax Division


ISSUE UNDER CONSIDERATION: Properties coded "I" for investigation.

CURRENT STATUS: These lists reflect all properties that are coded "I" for Investigation as of 8/7/08:

Real Estate No Parcels
Mobile Homes No Units

POINTS TO CONSIDER: Required by policies approved 09/17/98 that this information be reported to Council.
Reporting quarterly information in lieu of an appearance before council was approved on June 5, 2003.

ATTACHMENTS: Copy of list of property coded "I" as of 8/7/08.



Dean Fowler, Jr.
Florence County Treasurer

Approved for inclusion in Agenda Package
Richard Starks, County Administrator

DELINQUENT TAXES 6/08/2008 PAGE 1

TAXPAYER	MAP-BLOCK-PARCEL/LOCATION	DESCRIPTION	LOTS	ACRES	BLOSS	DISTRICT	TOTAL TAXES
						60	.00
		ITEM COUNT:	0		** GRAND TOTAL		.00

DELINQUENT TAXES 6/05/2008 PAGE 1

TAXPAYER MAP-BLOCK-PARCEL/LOCATION --- DESCRIPTION --- TOTAL ACRES BLDGS DISTRICT TOTAL TAXES

ITEM COUNT: 0 ** GRAND TOTAL .00

DELINQUENT TAXES

8/08/2008

PAGE 1

TOTAL TAXES

--- DESCRIPTION ---

ADDT-CAT-NUMBER/LOCATION

0.00

%% BRAND TOTAL

0

***** ITEM COUNT:

TAXPAYER

DELINQUENT TAXES 8/08/2008 PAGE 1

TAXPAYER ACCT-CAT-NUMBER/LOCATION --- DESCRIPTION --- TOTAL TAXES

ITEM COUNT: 0 % GRAND TOTAL .00

FLORENCE COUNTY COUNCIL MEETING

DATE: August 7, 2008

AGENDA ITEM: Reports To Council
Paige Holsapple, Delinquent Tax Officer


DEPARTMENT: Treasurer's Office - Delinquent Tax Division

ISSUE UNDER CONSIDERATION: Tax notices processed as nulla bona.

CURRENT STATUS: 1001 nulla bona's added due to annual "batch" nulla bona of taxes uncollected after 3 years according to the policy adopted in 2007.
1024 reversals due to abatements needed and completed.
29 reversals due to payments collected.

POINTS TO CONSIDER: Required by policies approved 09/17/98 that this information be reported to Council after processing. Reporting quarterly information in lieu of an appearance before council was approved on June 5, 2003.

ATTACHMENTS: Copy of list of tax notices processed as nulla bona since 3/07/08.


Dean Fowler, Jr.
Florence County Treasurer

Approved for inclusion in Agenda Package
Richard Starks, County Administrator

RECEIPT#	NAME	DIST	TAX BEFORE EX.	TAX AFTER EX.	PENALTY	COST	R-REAL TOTAL TAX	P-PER C-COM	DATE
00-033748	JONES TEKESHA	230	102.24	50.57	7.59	134.00	192.16	R	6/20/08
00-037507	LEE WAYNE W	130	42.11	16.84	2.53	104.00	123.37	R	6/20/08
00-037921	MASON DORA STEWART (LE)	110	101.58	83.80	12.57	209.00	305.37	R	6/20/08
	--CITY--		34.05	11.39	1.71	00	13.10		
00-057906	SMITH ANNIE B	500	242.67	110.97	16.65	104.00	231.62	R	6/20/08
00-075409	WILLIAMS HEZEKIAH JOSH	130	19.14	7.21	1.08	99.00	107.29	R	6/20/08
00-208132	HANCOCK FABRICS INC	110	12.70	11.43	1.71	15.00	28.14	C	6/20/08
	--CITY--		4.26	2.64	.40	00	3.04		
01-009836	ALLISON DIANE	500	97.05	85.50	12.83	105.00	203.33	R	6/20/08
01-018034	EARP RAY & LINDA	130	130.85	54.09	8.11	135.00	197.20	R	6/20/08
01-019411	FEAGIN TONY M	310	93.48	80.56	12.08	135.00	227.64	R	6/20/08
01-031064	HUNSLUCKER LISA A ETAL	100	100.11	39.85	5.98	135.00	180.83	R	6/20/08
01-033097	JOE CLARENCE & LILLIE M	410	74.10	65.08	9.76	135.00	209.84	R	6/20/08
	--CITY--		26.10	00	00	00	PAID:	7/24/08	
01-034330	JONES TEKESHA	230	104.92	53.63	8.04	135.00	196.67	R	6/20/08
01-038142	LEE WAYNE W	130	44.29	19.22	2.88	135.00	157.10	R	6/20/08
01-040575	MASON DORA STEWART (LE)	110	107.13	89.71	13.46	95.00	198.17	R	6/20/08
	--CITY--		34.05	11.35	1.70	00	13.05		
01-043044	McFARLAND JUNIUS & LEDNA	100	121.71	102.36	15.35	105.00	222.71	R	6/20/08
	--CITY--		26.10	00	00	00	ABATED:	6/30/08	
01-058803	SMITH ANNIE B	200	270.17	139.45	20.92	135.00	295.37	R	6/20/08
01-074834	WILLIAMS HEZEKIAH JOSH	130	20.13	8.29	1.24	105.00	114.53	R	6/20/08
02-000837	ALLISON DIANE	200	103.67	92.34	13.85	105.00	211.19	R	6/20/08
02-003629	BARTELL RANDOLPH	220	40.38	35.75	5.36	105.00	146.11	R	6/20/08
02-005335	BRINSON MELVIN	400	83.79	74.50	11.18	135.00	220.68	R	6/20/08
02-007344	BROWN NICOLE C &	130	154.77	74.71	11.21	135.00	220.92	R	6/20/08
02-007977	BURCH FARMS	310	58.18	50.26	7.64	105.00	163.60	R	6/20/08
02-012875	COOPER WENDY	350	29.17	12.57	1.89	110.00	124.46	R	6/20/08
02-018096	EARP RAY & LINDA	130	147.94	71.76	10.75	110.00	192.52	R	6/20/08
02-018513	ELDRED NATHAN & TERESA T	130	95.59	82.69	12.40	135.00	230.09	R	6/20/08
02-019670	FEAGIN TONY M	310	99.38	86.70	13.01	105.00	204.71	R	6/20/08
02-024490	GRAHAM JAMES FRANKLIN	230	61.64	33.71	5.06	105.00	143.77	R	6/20/08
02-024824	GRAINGER BARBARA	130	40.97	35.46	5.32	105.00	145.78	R	6/20/08
02-027035	HARNA SAMPSON & DOROTHY	320	253.57	218.90	32.84	135.00	386.74	R	6/20/08
	--CITY--		169.84	107.42	16.11	00	123.53		
02-031090	HUNSLUCKER LISA A ETAL	100	114.04	54.23	8.13	110.00	172.36	R	6/20/08
02-033122	JOE CLARENCE & LILLIE M	410	76.65	67.80	10.17	105.00	152.97	R	6/20/08
	--CITY--		26.10	1.29	.19	00	PAID:	7/24/08	
02-034363	JONES TEKESHA	230	112.08	61.15	9.17	110.00	180.32	R	6/20/08
02-038189	LEE WAYNE W	130	50.07	25.19	3.78	110.00	138.97	R	6/20/08
02-040724	MASON DORA STEWART (LE)	110	122.42	105.33	15.80	170.00	291.13	R	6/20/08
	--CITY--		34.05	11.34	1.70	00	13.04		
02-043227	McFARLAND JUNIUS & LEDNA	100	138.63	119.64	17.95	105.00	242.59	R	6/20/08
	--CITY--		26.10	00	00	00	ABATED:	6/30/08	
			138.63	119.64	17.95	105.00	242.59	R	6/20/08
			REVERSED:				ABATED:	6/26/08	

RECEIPT#	NAME	DIST	TAX BEFORE EX.	TAX AFTER EX.	PENALTY	COST	R-REAL TOTAL TAX	P-PER C-COM	DATE NB
02-058714	SINGLETARY VIOLET & SANDI	320	184.01	79.28	11.89	00	91.17	R	6/20/08
	---	---	123.25	55.63	REVERSED:	7/16/08	PAID:	7/16/08	
					8.34	00	63.97		
02-059105	SMITH ANNIE B	200	288.61	158.80	23.82	135.00	317.62	R	6/20/08
02-060121	SPANN ROY	410	87.86	79.60	11.94	135.00	226.54	R	6/20/08
	---	---	30.60	1.82	.27	00	2.09		
02-063386	THOMPSON IRENE MCALL	110	59.02	50.92	7.64	220.00	278.56	R	6/20/08
	---	---	16.42	5.65	.85	00	6.50		
02-074554	WILLIAMS HEZEKIAH JOSH	130	22.76	11.01	1.45	135.00	147.66	R	6/20/08
02-105744	BAGGETT STEVE MARTIN	500	144.23	136.53	20.48	20.00	177.01	P	6/20/08
02-105745	SOUTHEASTERN SITE SOLUTION	110	62.52	57.52	8.63	40.00	106.15	P	6/20/08
	---	---	17.59	10.74	1.61	00	12.35		
03-000879	ALLISON DIANE	200	105.56	94.08	14.11	135.00	243.19	R	6/20/08
03-003660	BARTELL RANDOLPH	220	40.85	36.16	5.42	135.00	176.58	R	6/20/08
03-006402	BRINSON MELVIN	400	83.34	73.93	11.09	135.00	220.02	R	6/20/08
03-007401	BROWN NICOLE C &	130	164.36	83.88	12.58	80.00	176.46	R	6/20/08
03-008030	BURGH FARMS	310	58.66	51.34	7.70	80.00	139.04	R	6/20/08
03-009516	CAPERS OLA MAE	311	41.82	21.40	3.21	135.00	159.61	R	6/20/08
03-012903	COOPER WENDY	350	29.43	12.75	1.91	110.00	124.66	R	6/20/08
03-012943	COPELAND THERERA	400	41.67	37.00	5.55	135.00	177.55	R	6/20/08
03-015941	DENNIS CARL G	320	56.60	48.90	7.34	105.00	161.24	R	6/20/08
	---	---	41.48	29.23	4.38	00	33.61		
03-017883	EADY JOSEPH (LE)	320	22.64	19.59	2.94	195.00	217.53	R	6/20/08
	---	---	16.59	11.74	1.76	00	13.50		
03-018180	EARP RAY & LINDA	130	157.11	80.53	12.08	135.00	227.61	R	6/20/08
03-018599	ELDRED NATHAN & TERESA T	130	101.51	88.44	13.27	135.00	236.71	R	6/20/08
03-019757	FEAGIN TONY M	310	100.20	87.35	13.10	105.00	205.45	R	6/20/08
03-019797	FELDER ELIJAH	400	94.45	84.05	12.61	105.00	201.66	R	6/20/08
03-019798	FELDER ELIJAH	130	55.59	48.48	7.27	105.00	160.75	R	6/20/08
03-019800	FELDER ELIJAH	130	205.45	179.21	26.88	105.00	311.09	R	6/20/08
03-019807	FELDER ELIZAH	130	50.76	44.28	6.44	105.00	155.92	R	6/20/08
03-020373	FLEMMING ANNETTE	130	48.34	42.01	6.30	135.00	183.31	R	6/20/08
03-023290	GENERETTE SHEENA	500	325.36	178.53	26.78	135.00	340.31	R	6/20/08
03-024612	GRAHAM JAMES FRANKLIN	230	62.77	34.70	5.21	135.00	174.91	R	6/20/08
03-024945	GRAINGER BARBARA	130	43.51	37.93	5.69	105.00	148.62	R	6/20/08
03-025037	GRANT ADA &	220	245.07	217.14	32.57	135.00	384.71	R	6/20/08
03-027189	HANNA SAMPSON & DOROTHY	320	255.83	220.69	33.10	110.00	363.79	R	6/20/08
	---	---	187.47	131.57	19.74	00	151.31		
03-028718	HEMINGWAY ROY M & GERALDI	100	262.74	131.71	19.76	110.00	261.47	R	6/20/08
03-031283	HUNSUCKER LISA A ETAL	100	120.72	60.59	9.09	80.00	149.68	R	6/20/08
03-033346	JOE CLARENCE	410	181.33	160.07	24.01	135.00	319.08	R	6/20/08
	---	---	62.10	2.03	.30	00	2.33		
03-033348	JOE CLARENCE	410	63.07	55.75	8.36	80.00	144.11	R	6/20/08
	---	---	21.60	.93	REVERSED:	7/21/08	ABATED:	7/21/08	
					.14	00	1.07		

NULLIBONAS ADDED 3/07/08 - 8/07/08 REAL, PERSONAL, & COMMERCIAL PROPERTY

RECEIPT#	NAME	DIST	TAX BEFORE EX.	TAX AFTER EX.	PENALTY	COST	R-REAL TOTAL TAX	P-PER C-COM	DATE
03-033350	JOE CLARENCE & LILLIE M	410	74.21	67.24	10.09	135.00	212.33	R	6/20/08
	---CITY---		26.10	76	11	00	PAID: 87	7/24/08	
03-034576	JONES TERESHA	230	114.12	62.95	9.44	135.00	207.39	R	6/20/08
03-036660	KNIGHT DON M	301	41.82	36.77	5.52	110.00	152.29	R	6/20/08
03-036662	KNIGHT DON M	301	57.51	50.62	7.59	135.00	193.21	R	6/20/08
03-037063	LAND PATRICIA D	130	149.85	130.63	19.59	135.00	285.22	R	6/20/08
03-037064	LAND PATRICIA D	130	60.43	52.84	7.93	135.00	195.77	R	6/20/08
03-038419	LEE WAYNE M	130	53.17	28.16	4.22	135.00	167.38	R	6/20/08
03-039380	LOVE JUANITA	130	229.62	200.15	30.02	135.00	365.17	R	6/20/08
03-040958	MASON DORA STEWART (LE)	110	129.75	112.43	00	135.00	112.43	R	6/20/08
	---CITY---		34.05	11.39	00	00	11.39		
03-042651	MCCUTCHEON MARSHALL S	320	38.49	16.68	2.50	105.00	124.18	R	6/20/08
	---CITY---		28.20	15.65	2.35	00	18.00		
03-043418	MCFARLAND JUNIUS & LEGNA	100	146.75	127.51	19.13	135.00	281.64	R	6/20/08
	---CITY---		295.30	97.54	14.63	00	ABATED: 6/30/08		
03-049592	OSBORNE RONDAL M	310	60.43	31.07	4.66	135.00	170.73	R	6/20/08
03-050347	PARKER OTIS	130	23.67	11.86	1.78	135.00	148.64	R	6/20/08
03-051634	PIGOTT LISTON	301	47.05	24.00	3.60	135.00	162.60	R	6/20/08
03-053691	PURVIS ELLA &	130	164.36	84.25	12.64	135.00	231.89	R	6/20/08
03-054536	REID PAUL R JR	400	41.67	37.02	5.55	135.00	177.57	R	6/20/08
03-056845	SAHUEL ANDREW T	400	27.78	21.95	3.29	105.00	130.24	R	6/20/08
03-059419	SMITH ANNIE B	200	293.86	153.42	24.51	135.00	322.93	R	6/20/08
03-060458	SPANN ROY	410	89.35	78.95	11.84	105.00	195.79	R	6/20/08
	---CITY---		30.60	1.21	18	00	1.39		
03-062315	SURTER NETTIE	410	55.19	48.64	7.30	105.00	160.94	R	6/20/08
	---CITY---		18.90	39	06	00	45		
03-063040	TAYLOR TERRY	100	243.80	211.96	31.79	135.00	378.75	R	6/20/08
03-063164	TEDDER MELVIN	130	120.85	61.68	9.25	135.00	205.93	R	6/20/08
03-063763	THOMPSON IRENE MCALL	110	62.56	54.35	8.15	15.00	77.50	R	6/20/08
	---CITY---		16.42	5.67	85	00	6.52		
03-067759	WILSON MARTHA	310	178.41	155.81	23.37	135.00	314.18	R	6/20/08
03-070493	WRIGHT BLAKE	200	199.71	110.14	16.52	105.00	231.66	R	6/20/08
03-071620	WALKER JESSIE MAE (LE)	110	532.91	261.34	39.20	180.00	480.54	R	6/20/08
	---CITY---		139.84	00	00	00	00		
03-073201	WILLIAMS HEZEKIAH JOSH	130	39.84	29.46	4.42	135.00	168.68	R	6/20/08
03-074207	SINGLETARY VIOLET & SANDI	320	185.65	80.42	00	00	80.42	R	6/20/08
	---CITY---		136.04	75.48	00	00	PAID: 7/16/08	7/16/08	
03-074649	DAVIS CLAUDE M	100	92.31	00	00	00	00	R	6/20/08
03-074709	BELGE NORMAN	130	152.27	00	00	00	00	R	6/20/08
03-074711	BROWDER SHIRLEY ANN	320	380.35	00	00	00	00	R	6/20/08
	---CITY---		278.71	00	00	00	00		

RECEIPT#	NAME	DIST	TAX BEFORE EX.	TAX AFTER EX.	PENALTY	COST	R-REAL TOTAL TAX	P-PER C-COM	DATE NB
03-074779	TUCKER WILLIE A	320 --CITY--	418.84 306.92	.00 .00	.00 .00	.00 .00	.00 .00	R	6/20/08
03-074789	ROSE ALBERT (LE)	320 --CITY--	122.26 89.59	.00 .00	.00 .00	.00 .00	.00 .00	R	6/20/08
03-074837	EADDY ALBERTA M	100	184.99	.00	.00	.00	.00	R	6/20/08
03-074850	MCLEOD EDWARD DUKE &	200	253.92	.00	.00	.00	.00	R	6/20/08
03-074930	COX CAROLYN P	230	544.92	.00	.00	.00	.00	R	6/20/08
03-074948	SHELLEY LAVERN	100	160.96	.00	.00	.00	.00	R	6/20/08
03-075052	BASS SAMMIE	130	265.87	.00	.00	.00	.00	R	6/20/08
03-075089	MCKAY BOYD II	130	128.10	65.65	9.85	15.00	90.50	R	6/20/08
03-075090	REED JAMES M	130	268.29	.00	.00	.00	.00	R	6/20/08
03-075132	BARNETT ETIA &	320 --CITY--	446.01 326.82	.00 .00	.00 .00	.00 .00	.00 .00	R	6/20/08
03-075239	GUILLEN RUBEN & ABRAYZELL	400	105.56	.00	.00	.00	.00	R	6/20/08
03-075278	HARRELSON SUMMER	130	84.60	43.15	6.47	15.00	64.63	R	6/20/08
03-105716	FLORENCE FAMILY HEALTHCAR	100	2,275.69	2,105.11	315.77	20.00	2,440.87	P	6/20/08
03-105720	DOE JOHN	130	16.92	15.68	2.35	15.00	33.03	P	6/20/08
03-105726	SOUTHEASTERN SITE SOLUTID	110 --CITY--	72.99 19.15	67.40 11.84	10.11 1.78	50.00	127.51 13.62	P	6/20/08
03-208256	MATTHEWS JESSE W	100	4.73	4.38	.66	40.00	45.04	C	6/20/08
03-208308	MARTIN WAYNE	100	418.96	387.56	58.13	40.00	485.69	C	6/20/08
03-208315	LAMP SHADE GALLERY INC TH	110 --CITY--	6.95 1.82	6.42 1.13	.56 1.17	40.00	47.38 1.30	C	6/20/08
03-208316	STRICKLAND DEAN JR	410 --CITY--	78.84 27.00	73.52 11.97	11.03 1.80	15.00	99.55 13.77	C	6/20/08
03-208318	SULLIVAN DONNA TEAL	100	171.73	177.96	26.60	15.00	218.96	C	6/20/08
04-000903	ALLISON DIANE	200	114.26	103.23	15.48	110.00	228.71	R	6/20/08
04-002055	ASHLEY JOHN	100	36.08	31.65	4.75	95.00	131.40	R	6/20/08
04-002097	ASKINS CARSON B III	320 --CITY--	55.63 39.82	48.44 29.46	7.27 4.42	110.00	165.71 33.88	R	6/20/08
04-003450	BARR FRANKLIN	100	84.18	73.89	11.08	110.00	194.97	R	6/20/08
04-003451	BARR FRANKLIN	100	86.58	75.87	11.38	110.00	197.25	R	6/20/08
04-003452	BARR FRANKLIN J	100	86.58	75.88	11.38	110.00	197.26	R	6/20/08
04-003671	BARTLELL RANDOLPH	220	44.78	40.27	6.04	135.00	181.31	R	6/20/08
04-006448	BRINSON MELVIN	400	73.41	64.37	9.66	135.00	209.03	R	6/20/08
04-007822	BRYAN SONJA	400	51.39	45.08	6.76	135.00	186.84	R	6/20/08
04-008065	BURCH FARMS	310	59.95	52.92	7.94	135.00	195.86	R	6/20/08
04-009122	CALHOUN GAYLE B	100	60.13	52.76	7.91	135.00	195.67	R	6/20/08
04-009614	CAPERS OLA MAE	311	42.69	22.56	3.38	135.00	160.94	R	6/20/08
04-010416	CAVALLANO MICHELLE	300	94.92	46.65	7.00	135.00	188.65	R	6/20/08
04-013060	COPELAND THEVERA	400	36.71	32.22	4.83	110.00	147.05	R	6/20/08
04-015375	DAVIS JR JAKE	100	24.05	12.37	1.86	105.00	119.25	R	6/20/08
04-016001	DENNIS CARL G	320 --CITY--	57.95 41.48	50.55 30.82	7.58 4.62	40.00	98.13 35.44	R	6/20/08
04-017918	EADDY JOSEPH (LE)	320 --CITY--	23.18 16.59	20.25 12.37	3.04 1.86	15.00	38.29 14.23	R	6/20/08

RECEIPT#	NAME	DIST	TAX BEFORE EX.	TAX AFTER EX.	PENALTY	COST	R-REAL TOTAL TAX	P-PER C-COM	DATE
04-018199	EARP RAY & LINDA	130	161.33	85.94	12.89	110.00	208.83	R	6/20/08
04-018520	ELDRED NATHAN & TERESA T	130	104.24	91.48	13.75	135.00	240.43	R	6/20/08
04-019506	EVANS RONNIE CHARLES	100	271.77	140.44	21.07	70.00	231.51	R	6/20/08
04-019814	FEAGIN TONY M	310	102.42	90.00	13.51	135.00	238.59	R	6/20/08
04-019864	FELDER ELIJAH	400	83.20	73.21	10.98	110.00	194.19	R	6/20/08
04-019865	FELDER ELIJAH	130	57.09	50.26	7.54	135.00	192.80	R	6/20/08
04-019867	FELDER ELIJAH	130	210.97	185.77	27.87	135.00	348.64	R	6/20/08
04-019871	FELDER ELIJAH	130	52.12	45.89	6.88	135.00	187.77	R	6/20/08
04-020457	FLEMMING ANNETTE	130	49.64	43.56	6.53	135.00	185.09	R	6/20/08
04-021788	FREEMAN MICHAEL	410	339.96	125.94	18.89	145.00	289.83	R	6/20/08
	---CITY---		133.20		00				
04-023063	GASTON JOHN LEWIS &	310	272.27	143.95	21.59	135.00	300.54	R	6/20/08
04-024667	GRAHAM JAMES FRANKLIN	230	67.94	40.28	6.04	135.00	181.32	R	6/20/08
04-025001	GRAINGER ANGIE L OR	130	69.50	36.82	5.52	135.00	177.34	R	6/20/08
04-025004	GRAINGER BARBARA	130	44.68	39.32	5.90	135.00	180.22	R	6/20/08
04-025088	GRANT ADA &	220	248.65	241.82	36.27	135.00	413.09	R	6/20/08
04-026186	GRODMS GLORIA A &	100	435.31	224.83	33.72	110.00	368.55	R	6/20/08
04-026647	HAM FRED A	400	45.49	18.90	2.84	135.00	156.74	R	6/20/08
04-026855	HAMMOND MARGARET S	400	188.42	165.60	24.84	110.00	300.44	R	6/20/08
04-027273	HANNA SAMPSON & DOROTHY	320	261.93	228.18	34.33	135.00	397.41	R	6/20/08
	---CITY---		187.47	138.83	20.82		159.65		
04-028805	HERINGWAY ROY M & GERALDI	100	266.95	137.97	20.70	135.00	293.67	R	6/20/08
04-029454	HICKSON MATTIE	410	140.12	122.08	18.31	135.00	275.39	R	6/20/08
	---CITY---		54.90	3.44	52		3.95		
04-030341	HOME BUILDERS INC	400	119.90	49.24	7.39	105.00	161.63	R	6/20/08
04-031389	HUNSUCKER LISA A ETAL	100	122.66	63.47	9.52	135.00	207.99	R	6/20/08
04-033494	JOE CLARENCE	410	158.49	138.07	20.71	135.00	293.78	R	6/20/08
	---CITY---		62.10	3.85	58		4.43		
04-033496	JOE CLARENCE	410	55.13	48.10	7.22	135.00	190.32	R	6/20/08
	---CITY---		21.60	1.56	23		1.79		
04-033498	JOE CLARENCE & LILLIE M	410	66.61	58.00	8.70	135.00	201.70	R	6/20/08
	---CITY---		26.10	1.53	23		1.76		
04-033598	JOHNSON CARL W	100	45.70	23.64	3.55	135.00	162.19	R	6/20/08
04-033676	JOHNSON DELAYNE	130	109.21	96.15	14.42	110.00	220.57	R	6/20/08
04-034557	JONES DAVID	100	36.08	31.59	4.74	105.00	141.33	R	6/20/08
04-034358	JONES DAVID	100	43.29	37.91	5.69	135.00	178.60	R	6/20/08
04-034359	JONES DAVID	100	43.29	37.91	5.69	135.00	178.60	R	6/20/08
04-034741	JONES TEKESHA	230	123.52	73.08	10.96	135.00	219.04	R	6/20/08
04-034865	JORDAN DELORIS	400	75.86	64.52	9.98	70.00	146.50	R	6/20/08
04-034866	JORDAN EMMA DELORIS	400	597.92	456.18	68.43	110.00	634.61	R	6/20/08
04-035916	KELLY LEROY	100	322.27	167.47	25.13	110.00	302.59	R	6/20/08
04-036843	KNIGHT DON M	301	42.69	37.84	5.69	135.00	178.52	R	6/20/08
04-036845	KNIGHT DON M	301	58.70	52.08	7.81	135.00	194.89	R	6/20/08
04-037266	LAND PATRICIA	130	171.11	168.11	25.22	135.00	328.33	R	6/20/08
04-037267	LAND PATRICIA D	130	153.88	135.41	20.31	135.00	290.72	R	6/20/08

NULLIBONAS ADDED 3/07/08 - 8/07/08 REAL, PERSONAL, & COMMERCIAL PROPERTY PAGE 5

REVERSED: 7/21/08 ABATED: 7/21/08 PAID: 7/24/08

RECEIPT#	NAME	DIST	TAX BEFORE EX.	TAX AFTER EX.	PENALTY	COST	R-REAL TOTAL TAX	P-PER C-COM	DATE NB
04-037258	LAND PATRICIA D	130	62.05	54.74	8.21	135.00	197.97	R	6/20/08
04-037371	LANE TRACY L TRUSTEE	510 ---CITY---	183.08 30.10	166.08 00	24.91 00	170.00 00	360.99	R	6/20/08
04-038633	LEE WAYNE W	130	54.60	29.99	4.50	135.00	169.49	R	6/20/08
04-038701	LEHACKS CHARLES M	130	181.17	98.54	14.48	135.00	246.02	R	6/20/08
04-038953	LEWIS JOE N & ANNETTE	130	134.03	71.48	10.72	135.00	217.20	R	6/20/08
04-039226	LIU SHUN WEN	320 ---CITY---	30.13 21.57	26.33 16.09	3.95 2.41	105.00 00	135.28 18.50	R	6/20/08
04-039230	LIU SHUN WEN & ANN CHIN	320 ---CITY---	34.77 24.89	30.29 18.44	4.54 2.77	110.00 00	144.83 21.21	R	6/20/08
04-039231	LIU SHUN WEN & ANN CHIN	320 ---CITY---	34.77 24.89	30.28 18.41	4.54 2.76	135.00 00	169.82 21.17	R	6/20/08
04-039571	LOVE JUANITA	130	235.79	207.48	31.12	135.00	373.60	R	6/20/08
04-041158	MASON DORA STEWART (LE)	110 ---CITY---	131.88 34.05	115.24 11.39	17.29 1.71	105.00 00	237.53 13.10	R	6/20/08
04-041464	MATTHEWS HEATHER T &	400	408.65	167.04	25.06	110.00	302.10	R	6/20/08
04-042547	MCCOY NORMAN L	100	909.09	796.44	119.47	110.00	1,025.91	R	6/20/08
04-042835	MCCUTCHEON MARSHALL S	320 ---CITY---	39.41 28.20	17.91 17.28	2.69 2.59	135.00 00	155.60 19.87	R	6/20/08
04-043183	MCELEVEEN RODNEY	100	48.10	42.27	6.34	110.00	158.61	R	6/20/08
04-043427	MCFADDEN DANIEL JR	310	172.35	151.73	22.78	135.00	309.49	R	6/20/08
04-043517	MCFARLAND JUNIUS & LEONA	100	149.11	130.63	19.59	135.00	285.22	R	6/20/08
04-043618	MCFARLAND JUNIUS	100	211.64	185.90	27.83	135.00	348.33	R	6/20/08
04-043711	MCREE LLOYD	301	40.02	35.55	5.33	135.00	175.88	R	6/20/08
04-044084	MCKENZIE FRANK	310	172.36	84.98	12.75	135.00	232.73	R	6/20/08
04-044146	MCKENZIE LEGGO	310	52.46	46.21	6.93	135.00	188.14	R	6/20/08
04-044310	MCKITCHEN ROBERTA	410	390.47	144.55	21.68	15.00	181.23	R	6/20/08
04-045570	MILES CONNIE	301	153.00	00	00	00	00	R	6/20/08
04-048033	MT ZION A M E CHURCH	110 ---CITY---	87.35 143.66	125.35 12.15	18.80 1.82	105.00 00	127.52 214.15	R	6/20/08
04-049795	OSBORNE RONALD H	310	209.83	103.60	15.54	135.00	254.14	R	6/20/08
04-050707	PARKER OTIS	130	62.05	33.14	4.97	135.00	173.11	R	6/20/08
04-051538	PERKINS MARY E	100	52.91	46.51	6.98	110.00	163.49	R	6/20/08
04-051692	PETERSON ROBERT J & ANGEL	410 ---CITY---	56.61 25.10	24.55 00	3.68 00	135.00 00	163.23 00	R	6/20/08
04-052015	PIGOTT LISTON	100	24.05	12.43	1.86	135.00	149.29	R	6/20/08
04-052400	PORTER ROHNEE	301	48.02	25.30	3.80	135.00	164.10	R	6/20/08
04-054076	PURVIS ELLA &	130	168.78	89.92	13.49	110.00	213.41	R	6/20/08
04-054397	RABON DOUGLAS WAYNE	500	51.93	47.56	7.13	105.00	159.69	R	6/20/08
04-054926	REEVES GIRLEE W	130	446.76	237.37	35.61	70.00	342.98	R	6/20/08
04-054980	REID PAUL R JR	400	36.71	32.25	4.84	135.00	172.09	R	6/20/08

REAL, PERSONAL, & COMMERCIAL PROPERTY

3/07/08 - 8/07/08

MULLIBONAS ADDED

RECEIPT#	NAME	DIST	TAX BEFORE EX.	TAX AFTER EX.	PENALTY	COST	R-REAL TOTAL TAX	P-PER C-COM	DATE NB
04-056819	RUSH JAMES & ROSA	400	518.74	212.14	31.82	70.00	313.96	R	6/20/08
04-057211	SAMUEL ANDREW T	400	24.47	14.00	2.40	110.00	128.40	R	6/20/08
04-057849	SCOTT GRACIE (LE)	110 ---CITY---	63.59	55.54	8.33	15.00	78.87	R	6/20/08
			16.42	5.45	.82	.00	6.27		
04-058581	SHEFFIELD LOUISA	300	59.95	52.71	7.91	135.00	195.62	R	6/20/08
04-057140	SINGLETERY DAVID	310	224.82	110.98	16.65	110.00	237.63	R	6/20/08
04-057284	SINGLETERY VIOLET & SANDI	320	285.11	248.54	37.28	.00	285.82	R	6/20/08
			204.04	151.37	22.71	00	174.08	PAID: 7/16/08	
04-059808	SMITH ANNIE B	200	318.06	189.50	28.43	110.00	327.93	R	6/20/08
04-060858	SPANN ROY	410 ---CITY---	78.10	68.11	10.22	105.00	183.33	R	6/20/08
			30.60	2.10	.32	.00	2.42		
04-061146	SPRINGS CECIL	310	37.47	33.05	4.96	135.00	173.01	R	6/20/08
04-062531	STUCKEY ROBERT & SHIRLEY	200	787.44	456.63	69.99	15.00	551.62	R	6/20/08
04-062540	STUCKEY SHIRLEY J & ROBER	200	67.94	40.41	6.06	15.00	61.47	R	6/20/08
04-062771	SURTER NETTIE	410 ---CITY---	48.24	41.95	6.29	110.00	158.24	R	6/20/08
			18.90	.95	.14	.00	1.07		
04-063519	TAYLOR TERRY	100	247.72	217.13	32.57	135.00	384.70	R	6/20/08
04-063581	TEAGUE RONALD	110 ---CITY---	388.58	339.38	50.91	105.00	495.29	R	6/20/08
			100.32	33.30	5.00	.00	38.30		
04-063615	TED PARKER HOME SALES INC	100	533.91	447.78	70.17	110.00	647.95	R	6/20/08
04-063653	TEDDER NORMOOD L	100	153.92	134.94	20.24	105.00	260.18	R	6/20/08
04-064255	THOMPSON IRENE MCALL	110 ---CITY---	63.59	55.70	8.36	95.00	159.06	R	6/20/08
			16.42	5.67	.85	.00	6.52	PAID: 7/01/08	
04-065171	TONIKA BARRON	320 ---CITY---	32.45	14.82	2.22	135.00	152.04	R	6/20/08
			23.23	14.35	2.15	.00	16.50		
04-066748	WALKER JESSIE MAE (LE)	110 ---CITY---	541.65	274.30	41.15	15.00	330.45	R	6/20/08
			139.84	.00	.00	.00	.00		
04-066763	WALKER LISA ETAL	310	587.03	517.09	77.56	15.00	609.65	R	6/20/08
04-068447	WHEELER TAMMY M & MCCRAY	380	42.62	37.22	5.58	135.00	177.80	R	6/20/08
04-069492	WILLIAMS HEZEKIAH JOSH	130	24.82	13.19	1.98	135.00	150.17	R	6/20/08
04-069516	WILLIAMS JAMES	130	37.23	32.72	4.91	135.00	172.63	R	6/20/08
04-070270	WILSON MARTHA	310	182.35	160.64	24.10	110.00	294.74	R	6/20/08
04-074240	SHAVERS HARRY LEE	320 ---CITY---	71.85	.00	.00	.00	.00	R	6/20/08
			51.43	.00	.00	.00	.00		
04-074252	MILES HOMER LEGRAN &	130	315.21	.00	.00	.00	.00	R	6/20/08
04-074271	FROSSER BILLY D	300	287.27	.00	.00	.00	.00	R	6/20/08
04-074282	SIMMONS LOUISE D	320 ---CITY---	187.76	.00	.00	.00	.00	R	6/20/08
			134.38	.00	.00	.00	.00		
04-074297	MUNN WALLACE	100	163.54	.00	.00	.00	.00	R	6/20/08
04-074314	DAVIS WILMER LEE	500	560.84	.00	.00	.00	.00	R	6/20/08
04-074427	SCOTT VIRGINIA WORD	100	216.45	.00	.00	.00	.00	R	6/20/08

RECEIPT#	NAME	DIST	TAX BEFORE EX.	TAX AFTER EX.	PENALTY	COST	R--REAL TOTAL TAX	P--PER C--COM	DATE
04-074430	SINGLETARY L INWOOD &	310	437.15	.00	.00	.00	.00	R	6/20/08
04-074471	SMITH WILLIE J	200	528.05	.00	.00	.00	.00	R	6/20/08
04-074501	STEVENSON JANET	320	229.48	.00	.00	.00	.00	R	6/20/08
	---CITY---		164.24	.00	.00	.00	.00		
04-074503	JONES WILLIE	200	506.43	.00	.00	.00	.00	R	6/20/08
04-074532	HURST JAMES T JR	310	419.66	367.46	55.42	15.00	439.88	R	6/20/08
04-074535	PALMETTO LINEN SERVICES I	110	3,643.19	3,181.80	477.27	15.00	3,674.07	R	6/20/08
	---CITY---		940.58	312.06	46.81	.00	358.87		
04-100001	CHIRIPPA STEPHEN W	110	230.77	214.07	32.11	20.00	266.20	F	6/20/08
	---CITY---		59.58	36.84	5.53	.00	42.37		
04-100003	ARA TRANSMISSION	130	402.08	374.48	54.17	20.00	450.65	P	6/20/08
04-100004	ARBOIT GLENN K	110	14.13	13.11	1.97	20.00	35.08	P	6/20/08
	---CITY---		3.65	2.26	.34	.00	2.60		
04-100022	AIESI GARY P	100	149.11	138.55	20.78	20.00	179.33	P	6/20/08
04-100027	ALEXANDER ASHLEY N	130	19.86	18.50	2.78	20.00	41.28	P	6/20/08
04-100034	ALEXANDER ROBIN D	330	53.31	49.39	7.41	20.00	76.80	P	6/20/08
	---CITY---		12.67	4.28	.64	.00	4.92		
04-100039	ALFORD KEVIN L	130	238.27	221.92	33.29	20.00	275.21	P	6/20/08
04-100041	ALLEN BECKY S	130	64.73	64.73	9.71	20.00	94.44	P	6/20/08
04-100053	ALLEN M GLYDE	130	203.52	189.55	28.43	20.00	237.98	P	6/20/08
04-100058	ALSBERY PAMELA G	100	103.42	96.09	14.41	20.00	130.50	P	6/20/08
04-100068	ALTMAN JIMMY B	510	395.08	374.12	56.12	20.00	450.24	P	6/20/08
	---CITY---		64.94	14.32	2.15	.00	16.47		
04-100076	ALTMAN TERRY W	310	52.46	48.88	7.33	20.00	76.21	P	6/20/08
04-100078	AMFORS JR R L	300	124.90	116.38	17.46	20.00	153.84	P	6/20/08
	---CITY---						PAID:		
04-100079	AMMONS JR RUSSELL L	300	34.97	32.59	4.89	20.00	57.48	P	6/20/08
04-100093	ANDERSON JIMMY C	100	50.51	46.93	7.04	20.00	73.97	P	6/20/08
04-100106	ANDERSON WALTER W	100	48.10	44.69	6.70	20.00	71.39	P	6/20/08
04-100109	ANDERSON WILLIE L	300	27.48	25.61	3.84	20.00	49.45	P	6/20/08
04-100113	ANDREWS DAN A	200	151.31	142.96	21.44	20.00	184.40	P	6/20/08
04-100115	ANDREWS MIKE A	100	209.24	194.42	29.16	20.00	243.58	P	6/20/08
04-100117	ANSAY CHRISTOPHER M	130	17.37	15.18	2.43	20.00	38.61	P	6/20/08
04-100131	ARD MARY L	100	38.48	35.76	5.36	20.00	61.12	P	6/20/08
04-100132	ARD RHONDA K	130	57.09	53.17	7.98	20.00	81.15	P	6/20/08
04-100137	ARNETT GENE L	110	37.68	34.96	5.24	20.00	60.20	P	6/20/08
	---CITY---		9.73	6.02	.90	.00	6.92		
04-100160	AUDDIE BROWN AUTO SALES	500	183.49	174.46	26.17	20.00	220.63	P	6/20/08
04-100169	AVIN CHRISTOPHER W	100	96.20	89.39	13.41	20.00	122.80	P	6/20/08
04-100177	BACKUS VANDROTH	110	16.49	15.30	2.30	20.00	37.60	P	6/20/08
	---CITY---		4.26	2.64	.40	.00	3.04		
04-100181	BAGGETT STEVE MARTIN	500	135.02	128.38	19.26	20.00	167.64	P	6/20/08
04-100195	BAILEY WILLIAM H	100	19.24	17.88	2.68	20.00	40.56	P	6/20/08
04-100202	BAKER DAVID L	100	14.43	13.41	2.01	20.00	35.42	P	6/20/08
04-100203	BAKER DAVID L	110	40.04	37.14	5.57	20.00	62.71	P	6/20/08
	---CITY---		10.34	6.39	.96	.00	7.35		
							ABATED:		
							6/27/08		

RECEIPT#	NAME	DIST	TAX BEFORE EX.	TAX AFTER EX.	PENALTY	COST	R-REAL TOTAL TAX	P-PER C-COM	DATE NB
04-100212	BAKER WILLIAM	130	22.34	20.81	3.12	20.00	43.93	P	6/20/08
04-100213	BAKER WILLIAM	130	44.68	41.61	6.24	20.00	67.85	P	6/20/08
04-100215	BAKER VOLANDA E	100	28.85	26.82	4.02	20.00	50.84	P	6/20/08
04-100218	BALL DAVID C	100	214.05	198.89	29.83	20.00	248.72	P	6/20/08
04-100224	BARFOOT TIMOTHY D	100	105.82	98.32	14.75	20.00	133.07	P	6/20/08
04-100232	BARRIES KEVIN R	100	26.46	24.59	3.69	20.00	48.28	P	6/20/08
04-100235	BARR CHARLES C	130	19.86	18.50	2.78	20.00	41.28	P	6/20/08
04-100238	BARR PAMELA R	110	14.13	13.11	1.97	20.00	35.08	P	6/20/08
	--CITY--		3.65	2.26	.34	.00	2.60		
04-100253	BARTH KEITH	130	14.89	13.87	2.08	20.00	35.95	P	6/20/08
04-100259	BASS JAMES R	500	86.55	82.29	12.34	20.00	114.63	P	6/20/08
04-100275	BAXLEY JAMES A	100	149.11	138.55	20.78	20.00	179.33	P	6/20/08
04-100276	BAXLEY JAMES A	110	84.78	78.65	11.80	20.00	110.45	P	6/20/08
	--CITY--		21.89	13.54	2.03	.00	15.57		
04-100285	BAXLEY THOMAS E	130	71.98	67.04	10.06	20.00	97.10	P	6/20/08
04-100302	BEAMON DEBOY L	100	24.05	22.35	3.35	20.00	45.70	P	6/20/08
04-100305	BEARD JOEL L	100	14.43	13.41	2.01	20.00	35.42	P	6/20/08
04-100311	BECK FRANCES G	110	21.20	19.67	2.95	20.00	42.62	P	6/20/08
	--CITY--		5.47	3.38	.51	.00	3.89		
04-100313	BECKER PETER E	100	348.73	324.03	48.60	20.00	392.63	P	6/20/08
04-100315	BECKETT M J	130	115.65	108.64	16.30	20.00	144.94	P	6/20/08
04-100317	BELL TIMOTHY L	320	32.45	30.07	4.51	20.00	54.58	P	6/20/08
	--CITY--		23.23	19.79	2.97	.00	22.76		
04-100318	BELLAMY KAREN E	100	52.91	49.16	7.37	20.00	76.53	P	6/20/08
04-100323	BENJAMIN LEE H	120	250.12	232.40	34.86	20.00	287.25	P	6/20/08
	--CITY--		13.00	.00	.00	.00	.00		
04-100329	BENTON GILBERT S	110	95.56	89.58	13.44	20.00	123.02	P	6/20/08
	--CITY--		24.93	15.42	2.31	.00	17.73		
04-100335	BENTON WELDON M	100	67.34	62.57	9.39	20.00	91.96	P	6/20/08
04-100337	BERG ARTHUR H	130	29.78	27.74	4.15	20.00	51.90	P	6/20/08
04-100350	BLACK BILLY REESE	130	94.32	87.85	13.18	.00	101.03	P	6/20/08
	--CITY--		24.82	23.12	3.47	20.00	46.59	P	7/25/08
04-100351	BLACK HUBERT F	130	54.60	50.85	7.63	20.00	78.48	P	6/20/08
04-100352	BLACK HUBERT F	130	235.79	219.60	32.94	20.00	272.54	P	6/20/08
04-100358	BLACKBURN KENT	130	549.91	528.68	79.30	20.00	627.98	P	6/20/08
04-100365	BLACKMON PATRICIA M	110	147.14	90.97	13.65	.00	104.62		
	--CITY--		557.38	529.95	79.49	20.00	629.44	P	6/20/08
04-100377	BLANTON MARION O	110	320.28	297.11	44.57	20.00	361.68	P	6/20/08
04-100379	BLEVINS GLEN M	--CITY--	82.69	51.13	7.67	.00	58.80		
04-100384	BOBO SR JOHN E	110	28.26	26.22	3.93	20.00	50.15	P	6/20/08
	--CITY--		7.30	4.52	.68	.00	5.20		
04-100385	BOGGS PAUL E	130	49.54	46.23	6.93	20.00	73.16	P	6/20/08
04-100398	BOSMELL CHRISTOPHER T	100	40.89	37.99	5.70	20.00	63.69	P	6/20/08

REAL, PERSONAL, & COMMERCIAL PROPERTY

3/07/08 8/07/08

MULLIBONAS ADDED

RECEIPT#	NAME	DIST	TAX BEFORE EX.	TAX AFTER EX.	PENALTY	CDST	R-REAL TOTAL TAX	P-PER C-COM	DATE NB
04-100403	BOUMER ISABEL JENINE	110 --CITY--	48.30 17.63	63.36 10.90	9.50 1.64	20.00 00	92.86 12.54	P	6/20/08
04-100423	BRANCH KATHLEEN	100	84.18	78.22	11.73	20.00	109.95	P	6/20/08
04-100428	BRANHAM MARTIN L	100	19.24	17.88	2.68	20.00	40.56	P	6/20/08
04-100431	BRATSCHI RANDY DELYNN	300	139.89	130.35	19.55	20.00	169.90	P	6/20/08
04-100438	BREW THOMAS E	110 --CITY--	18.84 4.86	17.48 3.01	2.62 .45	20.00 00	40.10 3.46	P	6/20/08
04-100444	BRIEADY THOMAS F	400	44.05	40.98	6.15	20.00	67.13	P	6/20/08
04-100453	BROACH STEPHANIE A	400	100.33	93.35	14.00	20.00	127.35	P	6/20/08
04-100454	BROACH SUSAN C	400	141.93	132.05	19.81	20.00	171.86	P	6/20/08
04-100462	BROCKINGTON ROBERT B	100	16.84	15.65	2.35	20.00	38.00	P	6/20/08
04-100465	BROUGHTON DAVID M	110 --CITY--	148.37 38.30	137.64 23.68	20.65 3.55	20.00 00	178.29 27.23	P	6/20/08
04-100469	BROWDER TIFFANY L	130	74.46	69.35	10.40	20.00	99.75	P	6/20/08
04-100475	BROWN DANIEL E	500	69.24	65.83	9.87	20.00	95.70	P	6/20/08
04-100483	BROWN JR EARL P	130	655.25	610.27	91.54	20.00	721.81	P	6/20/08
04-100490	BROWN KELVIN R	230	111.17	105.04	15.74	20.00	140.80	P	6/20/08
04-100501	BROWN R W	100	38.48	35.76	5.36	20.00	61.12	P	6/20/08
04-100503	BROWN SR KENNETH C	300	149.88	139.66	20.95	20.00	180.61	P	6/20/08
04-100506	BROWN WILLIAM C	350	20.86	19.33	2.90	20.00	42.23	P	6/20/08
04-100514	BRUNSON KIMBERLY J	100	40.89	37.99	5.70	20.00	63.69	P	6/20/08
04-100520	BRYAN SAMUEL A	100	149.11	138.55	20.78	20.00	179.33	P	6/20/08
04-100521	BRYAN SAMUEL A	100	19.24	17.88	2.68	20.00	40.56	P	6/20/08
04-100527	BRYCE MICHAEL H	110 --CITY--	642.92 165.98	596.41 102.62	89.46 15.39	20.00 00	705.87 118.01	P	6/20/08
04-100539	BURNS JR JOHN R	130	89.35	83.22	12.48	20.00	115.70	P	6/20/08
04-100555	BYRD TYRONE S	400	156.40	154.81	23.22	20.00	198.03	P	6/20/08
04-100557	CAD FABRICATIONS INC	100	259.74	241.34	36.20	20.00	297.54	P	6/20/08
04-100579	CALHOUN WILLIAM C	100	19.24	17.88	2.68	20.00	40.56	P	6/20/08
04-100586	CAMERON RANDALL W	100	28.86	26.82	4.02	20.00	50.84	P	6/20/08
04-100617	CANTLEY MELVIN D	340	157.37	146.64	22.00	20.00	188.64	P	6/20/08
04-100620	CARAMWAY BRIAN E	310	87.43	81.47	12.22	20.00	113.69	P	6/20/08
04-100626	CARRIES KAY	110 --CITY--	58.88 15.20	54.62 9.40	8.19 1.41	20.00 00	82.81 10.81	P	6/20/08
04-100632	CARRAWAY C EARL	130	59.57	55.48	8.32	20.00	83.80	P	6/20/08
04-100634	CARRAWAY LESLIE R	130	44.68	41.61	6.24	20.00	67.85	P	6/20/08
04-100636	CARSON HARRY	100	84.58	80.45	12.07	20.00	112.52	P	6/20/08
04-100641	CARTER CHARLES G	130	210.97	196.49	29.47	20.00	245.96	P	6/20/08
04-100642	CARTER DAVID E	100	48.10	44.69	6.70	20.00	71.39	P	6/20/08
04-100644	CARTER JANICE E	100	156.33	145.26	21.79	20.00	187.05	P	6/20/08
04-100651	CARTER RANDY	100	43.29	40.22	6.03	20.00	66.25	P	6/20/08
04-100653	CARTER ROBERT L	210 --CITY--	251.50 77.44	236.51 45.36	35.48 6.80	20.00 00	291.99 52.16	P	6/20/08
04-100654	CARTER ROBERT L	210 --CITY--	94.31 29.04	88.69 17.01	13.30 2.55	20.00 00	121.99 19.56	P	6/20/08
04-100660	CARTER WM	320 --CITY--	18.54 13.27	17.18 11.31	2.58 1.70	20.00 00	39.76 13.01	P	6/20/08

NULLIBONAS ADDED 3/07/08 - 8/07/08 REAL, PERSONAL, & COMMERCIAL PROPERTY

RECEIPT#	NAME	DIST	TAX BEFORE EX.	TAX AFTER EX.	PENALTY	COST	R-REAL TOTAL TAX	P-PER C-COM	DATE
04-100661	GARTOS JILL L	100	31.27	29.06	4.36	20.00	53.42	P	6/20/08
04-100663	CASHMELL JR RICHARD A	400	239.81	223.11	33.47	20.00	274.58	P	6/20/08
04-100669	CATTS RICHARD A	200	123.52	116.71	17.51	20.00	154.22	P	6/20/08
04-100682	CHASE JOHN R	100	14.43	13.41	2.01	20.00	35.42	P	6/20/08
04-100704	CHRISTOPHER BERT	100	88.99	87.39	12.40	20.00	115.09	P	6/20/08
04-100719	CLARK T H	110	94.20	87.39	13.11	20.00	120.50	P	6/20/08
	---CITY---		24.32	15.04	2.26	00	17.30		
04-100729	COATES JAMIE D	330	30.13	27.92	4.19	20.00	52.11	P	6/20/08
	---CITY---		7.16	2.42	0.36	00	2.78		
04-100730	COATES KEITH A	100	76.94	71.51	10.73	20.00	102.24	P	6/20/08
04-100732	COBB WILLIAM R	310	84.93	79.14	11.87	20.00	111.01	P	6/20/08
04-100748	COKER DONNIE E	500	93.47	88.87	13.33	20.00	122.20	P	6/20/08
04-100761	COLEMAN CALVIN L	100	26.46	24.59	3.69	20.00	48.28	P	6/20/08
04-100800	CONNOR & CONNER MOTOR CO	130	129.06	120.20	18.03	20.00	158.23	P	6/20/08
04-100817	COOKE DAVID A	100	21.65	20.12	3.02	20.00	43.14	P	6/20/08
04-100818	COOKE DOUGLAS D	320	178.49	165.37	24.81	20.00	210.18	P	6/20/08
	---CITY---		127.74	108.84	16.33	00	125.17		
04-100828	COOPER SAMUEL K	110	54.17	50.25	7.54	20.00	77.79	P	6/20/08
	---CITY---		13.98	8.64	1.30	00	9.94		
04-100832	CORBIN III HENRY J	110	16.49	15.30	2.30	20.00	37.60	P	6/20/08
	---CITY---		4.26	2.64	.40	00	3.04		
04-100838	COSTAS JR JOHN PETE	110	37.68	34.96	5.24	20.00	60.20	P	6/20/08
	---CITY---		9.73	6.02	.90	00	6.92		
04-100840	COTTLE RONALD W	100	211.64	194.65	29.50	20.00	246.15	P	6/20/08
04-100849	COMARD JERRY L	300	207.33	193.19	28.98	20.00	242.17	P	6/20/08
04-100851	COMARD MARTY	500	156.18	158.00	23.70	20.00	201.70	P	6/20/08
04-100852	COMARD MARTY	500	27.70	26.34	3.95	20.00	50.29	P	6/20/08
04-100873	COX JUSTIN S	130	404.57	376.80	56.52	20.00	453.32	P	6/20/08
04-100885	CRAFT JACK	110	47.10	43.69	6.55	20.00	70.24	P	6/20/08
	---CITY---		12.16	7.52	1.13	00	8.65		
04-100895	CRAMFORD VALERIE L	100	144.30	134.08	20.11	20.00	174.19	P	6/20/08
04-100915	CULBERSON KENNETH C	100	19.24	17.88	2.68	20.00	40.56	P	6/20/08
04-100918	CULBERSON WM A	110	110.69	102.68	15.40	20.00	138.08	P	6/20/08
	---CITY---		28.58	17.67	2.65	00	20.32		
04-100928	DAGE TIMMY CRAIG	100	16.84	15.65	2.35	20.00	38.00	P	6/20/08
04-100934	DALDISIO JR JOSEPH	100	113.04	105.03	15.75	20.00	140.78	P	6/20/08
04-100935	DARASK MICHAEL M	130	29.78	27.74	4.16	20.00	51.90	P	6/20/08
04-100943	DANIELS MARVIN W	130	91.83	85.53	12.83	20.00	118.36	P	6/20/08
04-100944	DANIELS RAYMOND A J	130	240.75	224.22	33.63	20.00	277.85	P	6/20/08
04-100947	DARGAM J	100	24.05	22.35	3.35	20.00	45.70	P	6/20/08
04-100948	DAUGHERTY II DAVID L	100	231.26	205.59	30.84	20.00	256.43	P	6/20/08
04-100949	DAUGHERTY C W	110	35.33	32.78	4.92	20.00	57.70	P	6/20/08
	---CITY---		9.12	5.64	.85	00	6.49		
04-100952	DAVIS B B	500	238.88	227.12	34.07	20.00	281.19	P	6/20/08

RECEIPT#	NAME	DIST	TAX BEFORE EX.	TAX AFTER EX.	PENALTY	COST	R-REAL TOTAL TAX	P-PER C-COM	DATE
04-100954	DAVIS BENJAMIN B	500	48.47	44.09	6.91	20.00	73.00	P	6/20/08
04-100955	DAVIS HARRY	210 --CITY--	34.30 10.56	32.26 8.19	4.84 93	20.00	57.10 7.12	P	6/20/08
04-100965	DAVIS LARRY	100	33.67	31.29	4.69	20.00	55.98	P	6/20/08
04-100985	DEASE JOHNNY J	300	152.37	151.30	22.70	20.00	174.00	P	6/20/08
04-101000	DEERFIELD AUTO SALES INC	500	124.63	118.50	17.78	20.00	156.28	P	6/20/08
04-101011	DENNIS DORRIS J	510 --CITY--	22.48 3.70	21.29 82	3.19 12	20.00	44.48 94	P	6/20/08
04-101012	DENNIS JASON B	310	89.93	83.80	12.57	20.00	116.37	P	6/20/08
04-101020	DENNIS WILLIAM JEFFREY	400	119.90	111.55	16.73	20.00	148.28	P	6/20/08
04-101027	DICKERSON JOHN W	100	31.27	29.06	4.36	20.00	53.42	P	6/20/08
04-101056	DOZIER MARK	130	17.37	16.18	2.43	20.00	38.61	P	6/20/08
04-101062	DRIGGERS DEBORAH L	100	43.29	40.22	6.03	20.00	66.25	P	6/20/08
04-101068	DRIGGERS T & V & M	100	31.27	29.06	4.36	20.00	53.42	P	6/20/08
04-101069	DRIGGERS TERRY	100	228.48	212.29	31.84	20.00	264.13	P	6/20/08
04-101070	DRIGGERS THAD M	110 --CITY--	211.95 54.72	196.62 83.83	29.49 5.07	20.00	246.11 38.90	P	6/20/08
04-101084	DUMPHY II ALLAN E	110 --CITY--	169.56 43.78	157.29 27.07	23.59 4.06	20.00	200.88 31.13	P	6/20/08
04-101085	DUNCAN WARREN T	110 --CITY--	58.88 15.20	54.62 9.40	8.19 1.41	20.00	82.81 10.81	P	6/20/08
04-101093	DYCHES P	110 --CITY--	25.91 6.69	24.04 4.14	3.61 62	20.00	47.65 4.76	P	6/20/08
04-101094	DYCHES P	130	27.30	25.43	3.81	20.00	49.24	P	6/20/08
04-101095	DYCHES PAUL D	100	772.01	717.32	107.60	20.00	844.92	P	6/20/08
04-101104	EADY JOHN C	510 --CITY--	86.72 14.25	82.12 3.15	12.32 47	20.00	114.44 3.62	P	6/20/08
04-101121	EAGERTON LEIGH	410 --CITY--	36.75 14.40	34.03 6.63	5.10 99	20.00	59.13 7.62	P	6/20/08
04-101126	ECKERT F E	100	235.67	218.99	32.85	20.00	271.84	P	6/20/08
04-101140	EDWARDS TONY M	100	24.05	22.35	3.35	20.00	45.70	P	6/20/08
04-101148	ELLIS MARVIN R	100	24.05	22.35	3.35	20.00	45.70	P	6/20/08
04-101155	ELMORE FRANK J	100	21.65	20.12	3.02	20.00	43.14	P	6/20/08
04-101176	EVANS ARCHIE	130	47.16	43.92	6.59	20.00	70.51	P	6/20/08
04-101182	EVANS F GLENN	320 --CITY--	27.82 19.91	25.78 15.97	3.87 2.55	20.00	49.65 19.52	P	6/20/08
04-101197	EVANS JR WILLIAM J	130	39.71	36.94	5.55	20.00	52.54	P	6/20/08
04-101204	EVANS MADINE	300	29.98	27.94	4.19	20.00	52.13	P	6/20/08
04-101209	EVANS ROBERT M	130	57.09	53.17	7.98	20.00	81.15	P	6/20/08
04-101210	EVANS ROBERT M	130	24.82	23.12	3.47	20.00	46.59	P	6/20/08
04-101213	EVANS TONY E	380	151.55	140.65	21.10	20.00	181.75	P	6/20/08
04-101229	FEAGIN TERRY D	310	14.99	13.97	2.10	20.00	36.07	P	6/20/08
04-101238	FENNELL BOBBY	200	67.94	64.19	9.63	20.00	93.82	P	6/20/08
04-101240	FENNELL CHRISTOPHER D	200	61.76	58.35	8.75	20.00	87.10	P	6/20/08

REAL, PERSONAL, & COMMERCIAL PROPERTY

3/07/08 - 8/07/08

NULLIBONAS ADDED

RECEIPT#	NAME	DIST	TAX BEFORE EX.	TAX AFTER EX.	PENALTY	COST	R-REAL TOTAL TAX	P-PER C-COM	DATE NB
04-101247	FENNEL TROY E	500	41.54	39.50	5.93	20.00	65.43	P	6/20/08
04-101254	FIG INSURANCE	100	55.32	100	7.71	20.00	79.11	P	6/20/08
04-101256	FIELDS DARLENE	130	17.37	16.18	2.43	20.00	38.61	P	6/20/08
04-101259	FILYAN GERALD V	510	173.45	164.25	24.64	20.00	208.89	P	6/20/08
	--CITY--		28.51	6.29	9.4	00	7.23		
04-101267	FINANCIAL INDEMNITY	100	33.67	31.29	4.69	20.00	55.98	P	6/20/08
04-101269	FINGH TOMMY A	100	16.84	15.65	2.35	20.00	38.00	P	6/20/08
04-101275	FLAHERTY S SEAN	110	37.68	34.96	5.24	20.00	60.20	P	6/20/08
	--CITY--		9.73	6.02	9.0	00	6.92		
04-101280	FLOWERS CHARLES J	200	43.23	40.85	6.13	20.00	66.98	P	6/20/08
04-101285	FLOWERS KEVIN A	320	53.31	49.39	7.41	20.00	76.80	P	6/20/08
	--CITY--		38.16	32.51	4.88	00	37.39		
04-101303	FLOYD JR EMMETT G	310	24.98	23.28	3.49	20.00	46.77	P	6/20/08
04-101324	FLYNN JAMES	110	51.81	48.04	7.21	20.00	75.27	P	6/20/08
	--CITY--		13.98	8.27	1.24	00	9.51		
04-101334	FORD JESSICA D	130	173.74	161.81	24.27	20.00	206.08	P	6/20/08
04-101351	FOY DANIEL J	100	38.48	35.76	5.36	20.00	61.12	P	6/20/08
04-101362	FREEMAN PATSY R	500	31.16	29.63	4.44	20.00	54.07	P	6/20/08
04-101365	FRIPP PAUL M	110	25.91	24.04	3.61	20.00	47.65	P	6/20/08
	--CITY--		6.69	4.14	6.62	00	4.76		
04-101370	FRYE GEORGE	810	17.49	16.30	2.45	20.00	38.75	P	6/20/08
04-101373	FRYE TRENTON	320	190.08	176.11	26.42	20.00	222.53	P	6/20/08
	--CITY--		136.04	115.91	17.39	00	133.30		
04-101375	FULGHUM DAVID	300	119.90	111.72	16.76	20.00	148.48	P	6/20/08
04-101385	GALLOWAY JAMES S	100	259.74	241.34	36.20	20.00	297.54	P	6/20/08
04-101389	GALLOWAY TIMMIE M	100	190.00	176.54	26.48	20.00	223.02	P	6/20/08
04-101423	GAYMON JACKIE	130	17.37	16.18	2.43	20.00	38.61	P	6/20/08
04-101430	GENDAY DAVID R	100	274.17	254.75	38.21	20.00	312.96	P	6/20/08
04-101433	GEORGER JOSEPH L	100	21.65	20.12	3.02	20.00	43.14	P	6/20/08
04-101469	SODWIN LARRY J	130	79.42	73.97	11.10	20.00	105.07	P	6/20/08
04-101471	GOEBEL JOSHUA	110	89.49	83.02	12.45	20.00	115.47	P	6/20/08
	--CITY--		23.10	14.28	2.14	00	16.42		
04-101476	GOLDMAN D E	330	23.18	21.48	3.22	20.00	44.70	P	6/20/08
	--CITY--		5.51	1.86	2.28	00	2.14		
04-101477	GOLDMAN D E	330	16.23	15.04	2.26	20.00	37.30	P	6/20/08
	--CITY--		3.86	1.31	2.0	00	1.51		
04-101478	GOLDMAN DONALD E	330	18.54	17.18	2.58	20.00	39.76	P	6/20/08
	--CITY--		4.41	1.49	2.22	00	1.71		
04-101494	GRAHAM GEORGE LARRY	310	74.94	69.63	10.47	20.00	100.30	P	6/20/08
04-101514	GRANTHAM MATTHEW J	100	72.15	67.04	10.06	20.00	97.10	P	6/20/08
04-101519	GRAVES LARRY P	100	43.29	40.22	6.03	20.00	66.25	P	6/20/08
04-101529	GREEN MICHAEL E	100	98.61	91.63	13.74	20.00	125.37	P	6/20/08
					REVERSED: 7/16/08		39.76	P	6/20/08
							PAID: 1.71		

REAL, PERSONAL, & COMMERCIAL PROPERTY

3/07/08 - 8/07/08

MULLIBONAS ADDED

RECEIPT#	NAME	DIST	TAX BEFORE EX.	TAX AFTER EX.	PENALTY	COST	R-REAL TOTAL TAX	P-PER C-CDM	DATE NB
04-101555	GRIFFIN JR CHARLES J	130	407.05	379.11	56.87	20.00	455.98	P	6/20/08
04-101560	GRIFFITH WILYON A	100	38.48	35.76	5.35	20.00	61.12	P	6/20/08
04-101561	GRIF MICHAEL	110	28.26	28.26	3.93	20.00	50.15	P	6/20/08
	--CITY--		7.30	4.52	.68	.00	5.20		
04-101571	GULLEDGE SHARON	110	70.65	65.54	9.83	20.00	95.37	P	6/20/08
	--CITY--		18.24	11.28	1.69	.00	12.97		
04-101572	GUNTER DOUGLAS L	100	120.25	111.73	16.76	20.00	148.49	P	6/20/08
04-101606	HAMMETT D STEPHEN	110	35.93	32.78	4.92	20.00	57.70	P	6/20/08
	--CITY--		9.12	5.64	.85	.00	6.49		
04-101614	HANCOCK JR EDWARD J	110	51.81	48.06	7.21	20.00	75.27	P	6/20/08
	--CITY--		13.38	8.27	1.24	.00	9.51		
04-101631	HANNA JOHNATHAN C	110	35.93	32.78	4.92	20.00	57.70	P	6/20/08
	--CITY--		9.12	5.64	.85	.00	6.49		
04-101632	HANNA JOHNNY D	500	356.59	339.04	50.86	20.00	409.90	P	6/20/08
04-101637	HANNA RONNIE D	500	197.33	187.62	28.14	20.00	235.76	P	6/20/08
04-101558	HARDY GEORGE W JR	130	29.78	27.74	4.16	20.00	51.90	P	6/20/08
04-101565	HARRELL JR ROBERT	100	98.61	91.63	13.74	20.00	125.37	P	6/20/08
04-101667	HARRELL SANDRA C	100	24.05	22.35	3.35	20.00	45.70	P	6/20/08
04-101658	HARRELL SHAWN	510	19.27	18.25	2.74	20.00	40.99	P	6/20/08
	--CITY--		3.17	2.70	.11	.00	.81		
04-101678	HARRINGTON W P	130	134.03	124.83	18.72	20.00	163.55	P	6/20/08
04-101709	HATCHELL CHAD R	510	25.70	24.34	3.65	20.00	47.99	P	6/20/08
	--CITY--		4.22	3.93	.14	.00	1.07		
04-101717	HATHORN JR VINCENT L	110	73.01	67.73	10.16	20.00	97.89	P	6/20/08
	--CITY--		18.65	11.66	1.75	.00	13.41		
04-101727	HAYES DAVID	100	91.39	84.92	12.74	20.00	117.66	P	6/20/08
04-101749	HELMS JAMES R	110	160.14	148.55	22.28	20.00	190.83	P	6/20/08
	--CITY--		41.34	25.56	3.83	.00	29.39		
04-101753	HENDERSON THOMAS R	110	471.00	436.93	65.54	20.00	523.47	P	6/20/08
	--CITY--		121.60	75.18	11.28	.00	86.46		
04-101765	HERRING JAMES R	130	39.71	36.99	5.55	20.00	62.54	P	6/20/08
04-101770	HERRING MICHAEL	100	52.91	49.16	7.87	20.00	76.53	P	6/20/08
04-101784	HICKS ALBERT	130	19.86	18.50	2.78	20.00	41.28	P	6/20/08
04-101803	HILL JOHN H	100	182.78	169.83	25.47	20.00	215.30	P	6/20/08
04-101808	HILL SCOTT	130	243.24	226.54	33.98	20.00	280.52	P	6/20/08
04-101813	HINDMAN CAREY M	110	28.26	26.22	3.93	20.00	50.15	P	6/20/08
	--CITY--		7.30	4.52	.68	.00	5.20		
04-101818	HINSON VICTORIA L	130	14.89	13.87	2.10	20.00	35.95	P	6/20/08
04-101824	HODGE LOUIS E	310	14.99	13.97	2.10	20.00	36.07	P	6/20/08
04-101833	HOLCOMB R A	100	24.05	22.35	3.35	20.00	45.70	P	6/20/08
04-101839	HOLLAND III ROBERT C	110	327.35	303.67	45.55	20.00	369.22	P	6/20/08
	--CITY--		84.51	52.25	7.84	.00	60.09		

REAL, PERSONAL, & COMMERCIAL PROPERTY

MULLIBDNAS ADDED 3/07/08 - 8/07/08

15

RECEIPT#	NAME	DIST	TAX BEFORE	TAX AFTER EX.	PENALTY	COST	R-REAL TOTAL TAX	P-PER C-COM	DATE
04-101847	HOLLOMAN J ALLEN	110 ---CITY---	42.39 10.94	99.32 6.76	5.90 1.01	20.00 00	65.22 7.77	P	6/20/08
04-101875	HOWARD C K	130	99.28	92.47	13.87	20.00	126.34	P	6/20/08
04-101879	HOWARD T	320 ---CITY---	30.13 21.57	27.92 18.98	4.19 2.74	20.00 00	52.11 21.14	P	6/20/08
04-101888	HUBER EDWARD W	130	52.12	48.54	7.28	20.00	75.82	P	6/20/08
04-101914	HUMPHREY FRANCIS M	130	312.73	291.26	43.69	20.00	354.95	P	6/20/08
04-101916	HUMPHREY SR F M	130	94.32	87.85	13.18	20.00	121.03	P	6/20/08
04-101921	HUNEYCUTT JOHN K	100	275.58	256.99	38.55	20.00	315.54	P	6/20/08
04-101930	HUTCHINSON CHARLES	500	38.08	34.21	5.43	20.00	61.64	P	6/20/08
04-101942	HUTCHINSON M R	130	119.14	110.95	16.64	20.00	147.60	P	6/20/08
04-101946	HUTCHINSON USED CA	100	16.84	15.65	2.35	20.00	38.00	P	6/20/08
04-101959	HYMAN III ROBERT F	110 ---CITY---	315.57 81.47	292.74 50.37	43.91 7.56	20.00 00	356.65 57.93	P P	6/20/08 7/30/08
04-101972	IKMER JIMMY E	130	27.30	25.43	3.81	20.00	49.24	P	6/20/08
04-101992	JACKSON DIANE	130	22.34	20.81	3.12	20.00	43.93	P	6/20/08
04-101995	JACKSON FOCCELL	100	24.05	22.35	3.35	20.00	45.70	P	6/20/08
04-101999	JACKSON MCARTHUR	100	84.18	78.22	11.73	20.00	109.95	P	6/20/08
04-102004	JACKSON WILLIE	110 ---CITY---	26.26 7.30	26.22 4.52	3.93 68	20.00 00	50.15 5.20	P	6/20/08
04-102006	JACOB HANS J	100	117.85	109.50	16.43	20.00	145.93	P	6/20/08
04-102012	JAMES DANIEL W	100	88.99	82.69	12.40	20.00	115.09	P	6/20/08
04-102018	JAMES JR LINDWARD C	300	47.46	44.22	6.63	20.00	70.85	P	6/20/08
04-102037	JEFFORDS JOHN A	110 ---CITY---	2,307.90 595.84	2,140.93 368.39	331.14 55.26	20.00 00	2,482.07 423.65	P	6/20/08
04-102076	JOHNSON RYAN	110 ---CITY---	51.81 13.38	48.06 8.27	7.21 1.24	20.00 00	75.27 9.51	P	6/20/08
04-102077	JOHNSON SARAH W	110 ---CITY---	89.49 23.10	83.02 14.28	12.45 2.14	20.00 00	115.47 16.42	P	6/20/08
04-102082	JOHNSTON JIMMY	110 ---CITY---	18.84 4.86	17.48 3.01	2.62 45	20.00 00	40.10 3.46	P	6/20/08
04-102097	JONES JILL	100	16.84	15.65	2.35	20.00	38.00	P	6/20/08
04-102106	JONES KEVIN E	300	22.48	20.95	3.14	20.00	44.09	P	6/20/08
04-102111	JONES MICHAEL S	130	74.46	69.35	10.40	20.00	99.75	P	6/20/08
04-102145	JORDAN MALLORY D	110 ---CITY---	28.26 7.30	26.22 4.52	3.93 68	20.00 00	50.15 5.20	P	6/20/08
04-102149	JORNAN SHEILA NESBITT	100	31.27	29.06	4.36	20.00	53.42	P	6/20/08
04-102157	JOWERS CAROL L	510 ---CITY---	67.45 11.09	63.87 2.45	9.58 37	20.00 00	93.45 2.82	P	6/20/08
04-102175	KEEFE HERMAN O	100	34.08	33.53	5.03	20.00	58.56	P	6/20/08
04-102186	KEENE LESLIE C	100	69.75	64.81	9.72	20.00	94.53	P	6/20/08

REAL, PERSONAL, & COMMERCIAL PROPERTY

NULL IRONAS ADDED 3/07/08 -- 8/07/08

RECEIPT#	NAME	DIST	TAX BEFORE EX.	TAX AFTER EX.	PENALTY	COST	R-REAL TOTAL TAX	P-PER C-COH	DATE
04-102189	KEITH JR GEORGE	400	22.02	20.49	3.07	20.00	43.56	P	6/20/08
04-102204	KENNEDY LORENZA	130	19.84	18.50	2.78	20.00	41.28	P	6/20/08
04-102211	KILLIAN WILLIAM J	410	43.64	40.40	6.06	20.00	65.46	P	6/20/08
	--CITY--		17.10	7.87	1.18	00	9.05		
04-102241	KIRSHY JIM	110	44.75	41.51	6.23	20.00	67.74	P	6/20/08
	--CITY--		11.55	7.14	1.07	00	8.21		
04-102251	KNORR DANIEL P	130	37.23	34.68	5.20	20.00	59.88	P	6/20/08
04-102253	KNOTTS SR L K	100	48.10	44.69	6.70	20.00	71.39	P	6/20/08
04-102254	KNOTTS SR LISTON K	100	129.87	120.67	18.10	20.00	158.77	P	6/20/08
04-102257	KOSH TIMOTHY	130	52.12	48.54	7.28	20.00	75.82	P	6/20/08
04-102276	LAIRD FRED A	130	64.53	60.10	9.02	20.00	89.12	P	6/20/08
04-102284	LAINE JOSEPH R	130	89.35	83.22	12.48	20.00	115.70	P	6/20/08
04-102287	LAINE PAT D	110	18.84	17.48	2.52	20.00	40.10	P	6/20/08
	--CITY--		4.86	3.01	4.5	00	3.46		
04-102288	LAINE RANDY W	310	197.34	183.88	27.58	20.00	231.46	P	6/20/08
04-102289	LAINE ROOFING CO	310	172.35	160.60	24.09	20.00	204.69	P	6/20/08
04-102312	LAWSON GERALD	100	69.75	64.81	9.72	20.00	94.53	P	6/20/08
04-102315	LAWSON RUSSELL	400	359.71	334.66	50.20	20.00	404.86	P	6/20/08
04-102316	LAWSON S RICHARD	400	359.50	343.77	51.57	20.00	415.34	P	6/20/08
04-102327	LAWRIE TIMOTHY T	100	36.08	33.53	5.03	20.00	58.56	P	6/20/08
04-102334	LEACH RICHARD E	130	52.12	48.54	7.28	20.00	75.82	P	6/20/08
04-102347	LEE GERALD M	130	84.39	78.60	11.79	20.00	110.39	P	6/20/08
04-102348	LEE GERALD MARK	130	454.21	423.03	63.45	20.00	506.48	P	6/20/08
04-102359	LEE MITCHELL K	310	22.48	20.95	3.14	20.00	44.09	P	6/20/08
04-102376	LERIS CHRIS	130	34.75	32.37	4.86	20.00	57.23	P	6/20/08
04-102380	LENELLEN KATHERINE L	100	36.08	33.53	5.03	20.00	58.56	P	6/20/08
04-102389	LIS WALTER A	130	17.37	16.18	2.43	20.00	38.61	P	6/20/08
04-102436	LOHDER MARTIN G	310	67.45	62.85	9.43	20.00	92.28	P	6/20/08
04-102449	LUHRS ROBERT W	130	17.37	16.18	2.43	20.00	38.61	P	6/20/08
04-102451	LUSTIG LAUREN GRACE	100	218.85	203.36	30.50	20.00	253.86	P	6/20/08
04-102462	LYLES SHERRY C	100	190.00	175.54	26.48	20.00	223.02	P	6/20/08
04-102469	LYNCH JIM	230	506.43	478.49	71.77	20.00	570.26	P	6/20/08
04-102470	LYNCH JIM M	130	153.88	143.32	21.50	20.00	184.82	P	6/20/08
04-102472	LYNCH JR JAMES C	310	59.95	55.86	8.38	20.00	84.24	P	6/20/08
04-102473	LYNCH JR JAMES C	310	17.49	16.30	2.45	20.00	38.75	P	6/20/08
04-102484	LYNCH THOMAS D	100	139.49	129.61	19.44	20.00	169.05	P	6/20/08
04-102485	LYNCH THOMAS L JR	400	95.43	88.79	13.32	20.00	122.11	P	6/20/08
04-102487	LYNCH WENDELL K	130	275.50	256.59	38.49	20.00	315.08	P	6/20/08
04-102490	M & M AUTO SALES	320	150.57	139.60	20.94	20.00	180.54	P	6/20/08
	--CITY--		107.84	91.88	13.78	00	105.66		
04-102495	MADISON DOUGLAS	110	270.83	251.24	37.69	20.00	308.93	P	6/20/08
	--CITY--		69.92	43.23	6.48	00	49.71		
04-102496	MAHAFFEY TIMOTHY B	500	103.84	98.75	14.81	20.00	133.56	P	6/20/08
04-102511	MARLOW PHILLIP	500	20.77	19.76	2.96	20.00	42.71	P	6/20/08
04-102516	MARSH BRITT	110	242.57	235.02	33.75	20.00	278.77	P	6/20/08
	--CITY--		62.62	38.72	5.81	00	44.53		
04-102517	MARSH CALEB E	100	50.51	46.93	7.04	20.00	73.97	P	6/20/08

RECEIPT#	NAME	DIST	TAX BEFORE EX.	TAX AFTER EX.	PENALTY	CDST	R-REAL TOTAL TAX	P-PER C-CBM	DATE NB
04-102527	MARTIN BRUCE A	100	125.06	116.20	17.43	20.00	153.63	P	6/20/08
04-102529	MARTIN DAVID R	100	122.56	113.97	17.10	20.00	151.07	P	6/20/08
04-102535	MARTIN JACK	--CITY--	46.36	42.95	6.44	20.00	69.39	P	6/20/08
			11.02	3.73	5.6	0.00	4.29		
04-102548	MATHEWS MADELYN	310	34.97	32.57	4.89	20.00	57.48	P	6/20/08
04-102559	MATTHEWS JERRY L	310	52.46	48.88	7.33	20.00	76.21	P	6/20/08
04-102569	MATTHEWS LISA M	380	134.98	125.27	18.79	20.00	164.06	P	6/20/08
04-102572	MATTHEWS MARK	310	52.46	48.88	7.33	20.00	76.21	P	6/20/08
04-102577	MATTHEWS RICHARD D	310	69.94	65.17	9.78	20.00	94.95	P	6/20/08
04-102589	MCADAMS JOHN JAMES	100	48.10	44.69	6.70	20.00	71.39	P	6/20/08
04-102602	MCCALL STEPHEN W	130	17.37	16.18	2.43	20.00	38.61	P	6/20/08
04-102608	MCCASKILL D W	--CITY--	16.49	15.30	2.30	20.00	37.60	P	6/20/08
			4.26	2.64	4.0	0.00	3.04		
04-102614	MCCLELLAN JR R L	110	16.49	15.30	2.30	20.00	37.60	P	6/20/08
		--CITY--	4.26	2.64	4.0	0.00	3.04		
04-102624	MCCUTCHEON ANDY	300	19.98	18.62	2.79	20.00	41.41	P	6/20/08
04-102632	MCDANIEL JAMES R	300	44.96	41.89	6.28	20.00	68.17	P	6/20/08
04-102634	MCDEVITT M K	110	65.94	61.17	9.18	20.00	90.35	P	6/20/08
		--CITY--	17.02	10.52	1.58	0.00	12.10		
04-102651	MCELVEEN MITCHELL W	130	255.65	238.10	35.72	20.00	293.82	P	6/20/08
04-102659	MCCEE CHARLES	310	17.49	16.30	2.45	20.00	38.75	P	6/20/08
04-102663	MCSEE DURELL	310	14.99	13.97	2.10	20.00	36.07	P	6/20/08
04-102680	MCGINNES C R	100	19.24	17.88	2.68	20.00	40.56	P	6/20/08
04-102681	MCGINNES C R	110	49.46	45.88	6.88	20.00	72.76	P	6/20/08
		--CITY--	12.77	7.70	1.19	0.00	9.09		
04-102682	MCGINNES CLIFF R	110	58.88	54.62	8.19	20.00	82.81	P	6/20/08
		--CITY--	15.20	9.40	1.41	0.00	10.81		
04-102692	MCKENZIE BOBBY O	380	111.30	103.29	15.49	20.00	138.78	P	6/20/08
04-102698	MCKENZIE JEFF	130	94.32	87.85	13.18	20.00	121.03	P	6/20/08
04-102699	MCKENZIE JEFF	130	148.92	138.70	20.81	20.00	179.51	P	6/20/08
04-102701	MCKENZIE JR HENRY	310	19.98	18.62	2.79	20.00	41.41	P	6/20/08
04-102711	MCKISSICK CARLYLE	200	24.70	23.34	3.50	20.00	46.84	P	6/20/08
04-102712	MCKISSICK CARLYLE	200	18.53	17.51	2.63	20.00	40.14	P	6/20/08
04-102719	MCKNIGHT ERVIN A	310	132.39	123.36	18.50	20.00	161.86	P	6/20/08
04-102727	MCLAMB JR JERRY S	100	209.24	194.42	29.16	20.00	243.58	P	6/20/08
04-102728	MCLAUGHLIN J R	110	21.20	19.67	2.95	20.00	42.62	P	6/20/08
		--CITY--	5.47	3.38	5.1	0.00	3.89		
04-102743	MC MILLIAN JR E W	100	28.86	26.82	4.02	20.00	50.84	P	6/20/08
04-102747	MCNUTT CHARLES D	110	21.20	19.67	2.95	20.00	42.62	P	6/20/08
		--CITY--	5.47	3.38	5.1	0.00	3.89		
04-102751	MCQUIRE PARTNERS	100	365.56	339.66	50.95	20.00	410.61	P	6/20/08
04-102767	MERRILL RUSSELL	100	21.65	20.12	3.02	20.00	43.14	P	6/20/08
04-102772	MEYERS JIM	130	297.84	277.40	41.61	20.00	339.01	P	6/20/08
04-102783	MILES GARY D	130	14.89	13.87	2.08	20.00	35.95	P	6/20/08
04-102784	MILES JAMES A	380	35.52	32.97	4.95	20.00	57.92	P	6/20/08

NULLIBONAS ADDED 3/07/08 - 8/07/08 REAL, PERSONAL, & COMMERCIAL PROPERTY

RECEIPT#	NAME	DIST	TAX BEFORE EX.	TAX AFTER EX.	PENALTY	COST	R-REAL TOTAL TAX	P-PER C-COM	DATE NB
04-102787	MILES JAN	300	47.46	44.22	6.63	20.00	70.85	P	6/20/08
04-102796	MILES MARY B	100	278.98	259.22	38.88	20.00	318.10	P	6/20/08
04-102798	MILES ROBERT D	300	117.41	109.40	16.41	20.00	145.81	P	6/20/08
04-102800	MILES THOMAS	310	14.99	13.97	2.10	20.00	36.07	P	6/20/08
04-102801	MILLER & BROWN & CHISH	130	39.71	36.99	5.55	20.00	62.54	P	6/20/08
04-102837	MITCHELL BRETT E	100	233.29	216.76	32.51	20.00	269.27	P	6/20/08
04-102847	MOODY HELEN	130	76.94	71.66	10.75	20.00	102.41	P	6/20/08
04-102851	MOODY THOMAS C	130	181.19	168.75	25.31	20.00	214.06	P	6/20/08
04-102854	MOORE AUTO WHLSL	110	35.33	32.78	4.92	20.00	57.70	P	6/20/08
		--CITY--	9.12	5.64	8.85	00	6.49		
04-102879	MOORE JR RICHARD A	100	52.91	49.16	7.37	20.00	76.53	P	6/20/08
04-102898	MOORE WILLIAM STANLEY	100	348.73	324.03	48.60	20.00	392.63	P	6/20/08
04-102902	MOORES USED CARS	100	14.84	15.65	2.35	20.00	38.00	P	6/20/08
04-102905	MORRETT RICHARD W	200	18.53	17.51	2.63	20.00	40.14	P	6/20/08
04-102910	MORRIS BYRON	400	22.02	20.49	3.07	20.00	43.56	P	6/20/08
04-102916	MORRIS SCOTT F	200	67.94	64.19	9.63	20.00	93.82	P	6/20/08
04-102937	MURPHY MARION	100	16.84	15.65	2.35	20.00	38.00	P	6/20/08
04-102941	MURPHY PHILLIP S	110	44.75	41.51	6.23	20.00	67.74	P	6/20/08
		--CITY--	11.55	7.14	1.07	00	8.21		
04-102945	MYERS FRANKLIN A	110	16.49	15.30	2.30	20.00	37.60	P	6/20/08
		--CITY--	4.26	2.64	40	00	3.04		
04-102952	NEALEY CURTIS R	100	24.05	22.35	3.35	20.00	45.70	P	6/20/08
04-102953	NEALEY TONY R	100	43.29	40.22	6.03	20.00	66.25	P	6/20/08
04-102954	NEMERLE ROBERT D	380	89.98	83.51	12.53	20.00	116.04	P	6/20/08
04-102962	NETTLES PATRICK L	500	204.26	194.21	29.13	20.00	243.34	P	6/20/08
04-102982	NEUSOME JOHNNY H	100	1,885.52	1,751.94	262.79	20.00	2,034.73	P	6/20/08
04-102986	NICHOLS DERICK G	110	195.47	181.33	27.30	20.00	228.53	P	6/20/08
		--CITY--	50.46	31.20	4.68	00	35.88		
04-102995	NORLES WILLIAM C	110	18.84	17.48	2.62	20.00	40.10	P	6/20/08
		--CITY--	4.86	3.01	45	00	3.46		
04-103008	OAKLEY THOMAS F	110	16.49	15.30	2.30	20.00	37.60	P	6/20/08
		--CITY--	4.26	2.64	40	00	3.04		
04-103012	ODDM CONNIE S	110	96.55	89.58	13.44	20.00	123.02	P	6/20/08
		--CITY--	24.93	15.42	2.31	00	17.73		
04-103021	OLIVER B M	100	16.84	15.65	2.35	20.00	38.00	P	6/20/08
04-103031	OREAL MALCOLM V	100	38.48	35.76	5.36	20.00	61.12	P	6/20/08
04-103032	ORCUTT C S	100	48.10	44.69	6.70	20.00	71.39	P	6/20/08
04-103037	OSBORNE RONDAL L	320	27.82	25.78	3.87	20.00	49.65	P	6/20/08
		--CITY--	19.91	16.97	2.55	00	19.52		
04-103045	OWEN RICHARD M	400	61.18	56.92	8.54	20.00	85.46	P	6/20/08
04-103057	OWENS THOMAS JR	510	35.33	33.46	5.02	20.00	58.48	P	6/20/08
		--CITY--	5.81	1.29	1.19	00	1.48		
04-103073	PAM COX USED CARS	100	24.05	22.35	3.35	20.00	45.70	P	6/20/08
04-103075	PAPPAS ANTHONY C	100	158.73	147.49	22.12	20.00	189.61	P	6/20/08

REAL, PERSONAL, & COMMERCIAL PROPERTY

NULLIBDNAS ADDED 3/07/08 - 8/07/08

RECEIPT#	NAME	DIST	TAX BEFORE EX.	TAX AFTER EX.	PENALTY	COST	R-REAL TOTAL TAX	P-PER C-CUM	DATE NB
04-103076	PAPPAS CHRISTOPHER C	100	33.67	31.29	4.69	20.00	55.98	P	6/20/08
04-103077	PAPPAS T B	100	26.46	24.59	3.69	20.00	48.28	P	6/20/08
04-103082	PARKER JAMES	310	22.48	20.95	3.14	20.00	44.09	P	6/20/08
04-103089	PARKER RONALD L	320	18.54	17.18	2.58	20.00	39.76	P	6/20/08
	---CITY---		13.27	11.31	1.70	00	13.01		
04-103100	PARROTT KELLY R	100	57.72	53.63	8.04	20.00	81.67	P	6/20/08
04-103116	PATRICK DENISE	320	20.86	17.33	2.90	20.00	42.23	P	6/20/08
	---CITY---		14.93	12.72	1.91	00	14.63		
04-103124	PAYNE GREGORY D	130	198.56	184.93	27.74	20.00	232.67	P	6/20/08
04-103154	PETRONELLI DENA J	110	609.95	565.82	84.87	20.00	670.69	P	6/20/08
	---CITY---		157.47	97.36	14.60	00	111.96		
04-103158	PHILLIPS BECKIE C	130	67.01	62.41	9.36	20.00	91.77	P	6/20/08
04-103159	PHILLIPS D P	400	14.68	13.66	2.05	20.00	35.71	P	6/20/08
04-103175	PIGATE NORWOOD D	400	34.26	31.88	4.78	20.00	56.66	P	6/20/08
04-103202	PORTER S GLENN	100	331.89	308.38	46.26	20.00	374.64	P	6/20/08
04-103219	POSTON DAVID	500	76.16	72.41	10.85	20.00	103.27	P	6/20/08
04-103243	POSTON JR WILBUR V	500	38.08	36.21	5.43	20.00	61.64	P	6/20/08
04-103251	POSTON MARTY L	400	68.52	63.75	9.56	20.00	93.31	P	6/20/08
04-103253	POSTON MICHAEL B	100	149.11	138.55	20.78	20.00	179.33	P	6/20/08
04-103293	POWELL DON M	100	21.65	20.12	3.02	20.00	43.14	P	6/20/08
04-103294	POWELL DON M	100	16.84	15.65	2.35	20.00	38.00	P	6/20/08
04-103313	POWELL STIVER V	130	86.87	80.91	12.14	20.00	113.05	P	6/20/08
04-103314	POWELL TONY J	310	14.99	13.97	2.10	20.00	36.07	P	6/20/08
04-103344	PRIESTER JASON L	110	16.49	15.30	2.30	20.00	37.60	P	6/20/08
	---CITY---		4.26	2.64	4.0	00	3.04		
04-103349	PROSSER A RICKY	100	254.93	236.87	35.53	20.00	292.40	P	6/20/08
04-103356	PROSSER JAMES B	500	41.54	39.50	5.93	20.00	65.43	P	6/20/08
04-103358	PROSSER JAMES B	500	110.78	105.33	15.80	20.00	141.13	P	6/20/08
04-103366	PRUITT JAMES L	100	72.15	67.04	10.06	20.00	97.10	P	6/20/08
04-103383	QUINN ROSANNE J	310	277.28	258.37	38.76	20.00	317.13	P	6/20/08
04-103386	RABON III JAMES	130	17.37	16.18	2.43	20.00	38.61	P	6/20/08
04-103391	RAGSDALE T S III	320	34.77	32.22	4.83	20.00	57.05	P	6/20/08
	---CITY---		24.89	21.21	3.18	00	24.39		
04-103393	RAINWATER BRAD H	110	49.46	45.88	6.88	20.00	72.76	P	6/20/08
	---CITY---		12.77	7.90	1.19	00	9.09		
04-103397	RALEY CHRISTOPHER	110	103.62	96.12	14.42	20.00	130.54	P	6/20/08
	---CITY---		26.75	14.54	2.48	00	19.02		
04-103398	RALEY SCOTT	110	65.94	61.17	9.18	20.00	90.35	P	6/20/08
	---CITY---		17.02	10.52	1.58	00	12.10		
04-103407	REDDEN CONNIE	110	21.20	19.67	2.95	20.00	42.62	P	6/20/08
	---CITY---		5.47	3.38	.51	00	3.89		
04-103408	REEL CRAZY CHARTERS	500	145.40	138.24	20.74	20.00	178.98	P	6/20/08
04-103413	REGISTER CARL E	100	105.82	98.32	14.75	20.00	133.07	P	6/20/08
04-103422	REVELL OLIN R	130	124.10	115.58	17.34	20.00	152.92	P	6/20/08

RECEIPT#	NAME	DIST	TAX BEFORE EX.	TAX AFTER EX.	PENALTY	COST	R-REAL TOTAL TAX	P-PER C-COM	DATE NB
04-103447	RICHARDSON T H	100	120.25	111.73	16.76	20.00	148.49	P	6/20/08
04-103456	RIDSILL JR THOMAS W	400	31.81	29.60	4.44	20.00	54.04	P	6/20/08
04-103464	RITCHIE DONALD	130	143.96	134.08	20.11	20.00	174.19	P	6/20/08
04-103468	ROBERTS BRUCE W	130	14.87	13.87	2.08	20.00	35.95	P	6/20/08
04-103497	ROGERS EDWARD T	130	57.07	53.17	7.98	20.00	81.15	P	6/20/08
04-103500	ROGERS EMERSON	100	62.53	58.10	8.72	20.00	96.82	P	6/20/08
04-103519	ROMERO J A	100	16.84	15.65	2.35	20.00	38.00	P	6/20/08
04-103538	RUSS THOMAS	300	17.49	16.30	2.45	20.00	38.75	P	6/20/08
04-103539	RUSS THOMAS EARL	300	24.98	23.28	3.49	20.00	46.77	P	6/20/08
04-103542	RUSSELL DAVID J	110 --CITY--	18.84 4.86	17.48 3.01	2.62 3.46	20.00 .00	40.10 3.46	P	6/20/08
04-103549	SANDERS BENJAMIN M	110 --CITY--	18.84 4.86	17.48 3.01	2.62 3.46	20.00 .00	40.10 3.46	P	6/20/08
04-103576	SAUYER TONEY	100	19.24	17.88	2.68	20.00	40.56	P	6/20/08
04-103580	SCHAPPACHER INGO	110 --CITY--	21.20 5.47	19.67 3.38	2.95 3.89	20.00 .00	42.62 3.89	P	6/20/08
04-103581	SCHIFF HARVEY	110 --CITY--	68.90 17.63	63.36 10.90	9.50 1.64	20.00 .00	92.86 12.54	P	6/20/08
04-103582	SCHIFF HARVEY B	110 --CITY--	1,509.56 389.73	1,400.35 240.96	210.05 36.14	20.00 .00	1,630.40 277.10	P	6/20/08
04-103584	SCHLICH BETH	110 --CITY--	400.35 103.36	371.59 63.90	55.71 9.59	20.00 .00	447.10 73.49	P	6/20/08
04-103585	SCHNIDT JOHN D	100	50.51	46.93	7.04	20.00	73.97	P	6/20/08
04-103589	SCHUCHTER DAVID C	110 --CITY--	177.82 51.07	163.51 31.57	27.53 4.74	20.00 .00	231.04 36.31	P	6/20/08
04-103598	SCOTT MICHAEL B	100	84.18	78.22	11.73	20.00	109.95	P	6/20/08
04-103600	SCOTT STEVE R	130	22.34	20.81	3.12	20.00	43.93	P	6/20/08
04-103604	SCURRY BRENT A	310	34.97	32.59	4.89	20.00	57.48	P	6/20/08
04-103646	SHELLEY DEBORAH A	110 --CITY--	28.25 7.30	26.22 4.52	3.93 6.8	20.00 .00	50.15 5.20	P	6/20/08
04-103647	SHELLEY DEWEY R	100	28.85	26.82	4.02	20.00	50.84	P	6/20/08
04-103663	SIMCIC PHILLIP Z	500	62.32	59.25	8.89	20.00	88.14	PAID: 7/30/08	6/20/08
04-103665	SIMMONS FRED	110 --CITY--	37.68 9.73	34.96 6.02	5.24 9.0	20.00 .00	60.20 6.92	P	6/20/08
04-103666	SIMMONS GREGORY A	200	209.98	198.39	29.76	20.00	248.15	P	6/20/08
04-103671	SIRMON AL H	110 --CITY--	18.84 4.86	17.48 3.01	2.62 3.46	20.00 .00	40.10 3.46	P	6/20/08
04-103693	SISK JIMMY B	500	27.70	26.34	3.95	20.00	58.29	P	6/20/08
04-103704	SKIPPER WILLIAM R	100	36.08	33.53	5.03	20.00	58.56	P	6/20/08
04-103707	SLATTERY RICHARD H	100	33.67	31.29	4.69	20.00	55.98	P	6/20/08
04-103713	SMITH AMRIAN R	110 --CITY--	249.63 64.45	231.57 39.85	34.74 5.98	20.00 .00	286.31 45.83	P	6/20/08

RECEIPT#	NAME	DIST	TAX BEFORE EX.	TAX AFTER EX.	PENALTY	COST	R-REAL TOTAL TAX	P-PER C-COM	DATE NB
04-103715	SMITH BARBARA J	100	67.34	62.57	9.39	20.00	91.96	P	6/20/08
04-103716	SMITH CALVIN T	320	125.17	115.97	17.40	20.00	153.37	P	6/20/08
	--CITY--		89.59	76.34	11.45	00	87.79		
04-103750	SMITH RICHARD E	100	117.85	109.50	16.43	20.00	145.93	P	6/20/08
04-103751	SMITH RICHARD G	100	48.10	44.69	6.70	20.00	71.39	P	6/20/08
04-103806	STANTON RICKY H	230	21.62	20.43	3.06	20.00	43.49	P	6/20/08
04-103807	STATE FARM INS	110	171.92	159.48	23.92	20.00	203.40	P	6/20/08
	--CITY--		44.38	27.44	4.12	00	31.56		
04-103808	STATE FARM INS CO	100	144.30	134.08	20.11	20.00	174.19	P	6/20/08
04-103809	STATE FARM INSURANCE CO	100	74.56	69.28	10.39	20.00	99.67	P	6/20/08
04-103810	STATE FARM MUTUAL AUTO	100	33.67	31.29	4.69	20.00	55.98	P	6/20/08
04-103811	STATE FARM MUTUAL AUTO IN	100	117.85	109.50	16.43	20.00	145.93	P	6/20/08
04-103812	STATE FARM MUTUAL AUTO IN	100	45.70	42.46	6.37	20.00	68.83	P	6/20/08
04-103815	STEDMAN BOYD D	310	19.98	18.62	2.79	20.00	41.41	P	6/20/08
04-103817	STEELE GLEN J	130	39.71	36.99	5.55	20.00	62.54	P	6/20/08
04-103824	STEPHENS MITCHELL L	110	23.55	21.95	3.28	20.00	45.13	P	6/20/08
	--CITY--		8.08	3.76	5.56	00	4.32		
04-103825	STEPHENS RICKY L	100	75.96	71.51	10.73	20.00	102.24	P	6/20/08
04-103834	STHRN LIFESTYLES	100	43.29	40.22	6.03	20.00	66.25	P	6/20/08
04-103841	STOKES ANTHONY L	110	367.38	340.80	51.12	20.00	411.92	P	6/20/08
	--CITY--		94.85	58.64	8.80	00	67.44		
04-103847	STOKES G B	110	28.26	26.22	3.93	20.00	50.15	P	6/20/08
	--CITY--		7.30	4.52	6.8	00	5.20		
04-103853	STOKES KATHY L	380	47.36	43.95	6.59	20.00	70.54	P	6/20/08
04-103858	STONE ANDREW S	500	31.15	29.63	4.44	20.00	54.07	P	6/20/08
04-103859	STONE ANDREW SCOTT	500	31.15	29.63	4.44	20.00	54.07	P	6/20/08
04-103861	STONE MICHAEL E	510	395.08	374.12	56.12	20.00	450.24	P	6/20/08
	--CITY--		64.94	14.32	REVERSED: 8/04/08	00	ABATED: 16.47	B/04/08	
04-103885	STONE RYAN M	200	49.41	46.69	7.00	20.00	73.69	P	6/20/08
04-103888	STONE WILLIAM A	500	83.09	79.00	11.85	20.00	110.85	P	6/20/08
04-103889	STONE WILLIAM A	500	72.70	69.12	10.37	20.00	99.49	P	6/20/08
04-103904	STRICKLAND CURTIS E	380	52.10	48.35	7.25	20.00	75.60	P	6/20/08
04-103906	STRICKLAND JAMES M	100	17.24	17.88	2.68	20.00	40.56	P	6/20/08
04-103932	SUTTON WILLIAM H	400	200.65	186.68	38.00	20.00	234.68	P	6/20/08
04-103948	TANNER MARK T	200	83.38	78.78	11.82	20.00	110.60	P	6/20/08
04-103957	TATE ROBERT A	130	44.58	41.61	6.24	20.00	67.85	P	6/20/08
04-103958	TATE ROBERT A	130	44.68	41.61	6.24	20.00	67.85	P	6/20/08
04-103973	TAYLOR JR WILLIAM L	100	24.05	22.35	3.35	20.00	45.70	P	6/20/08
04-103980	TAYLOR PATRICK K	100	14.43	13.41	2.01	20.00	35.42	P	6/20/08
04-103982	TAYLOR PRESTON L	130	37.23	34.68	5.20	20.00	59.88	P	6/20/08
04-103985	TAYLOR TAMMY T	500	55.39	52.67	7.90	20.00	80.57	P	6/20/08
04-103991	TEDDER APRIL M	130	76.94	71.65	10.75	20.00	102.41	P	6/20/08
04-104002	TERRY ZANE L	110	16.49	15.30	2.30	20.00	37.60	P	6/20/08
	--CITY--		4.25	2.64	4.0	00	3.04		
04-104009	THOMAS CLINTON D	110	14.13	13.11	1.97	20.00	35.08	P	6/20/08
	--CITY--		3.65	2.26	3.4	00	2.60		

NULLIBONAS ADDED 3/07/08 - 8/07/08 REAL, PERSONAL, & COMMERCIAL PROPERTY

NULLIBDNAS ADDED 3/07/08 - 8/07/08 REAL, PERSONAL, & COMMERCIAL PROPERTY

RECEIPT#	NAME	DIST	TAX BEFORE EX.	TAX AFTER EX.	PENALTY	CDST	R-REAL TOTAL TAX	P-PER C-COM	DATE
04-104010	THOMAS JR CHARLES D	130	57.09	59.17	7.98	20.00	81.15	P	6/20/08
04-104027	THOMPSON JACOB M	930	136.76	124.71	19.01	20.00	165.72	P	6/20/08
	--CITY--		32.51	10.98	1.65	00	12.63		
04-104033	THOMPSON ROBERT	500	107.32	102.04	15.31	20.00	137.35	P	6/20/08
04-104034	THOMPSON ROBERT R	100	45.70	42.46	6.37	20.00	68.83	P	6/20/08
04-104037	THOMPSON STANLEY D	100	43.29	40.22	6.03	20.00	66.25	P	6/20/08
04-104057	TIRMONS CHARLES A	320	317.57	294.23	44.13	20.00	358.36	P	6/20/08
	--CITY--		227.28	193.65	29.05	00	232.70		
04-104059	TIRMONS MATTHEW	110	49.46	45.88	6.88	20.00	72.76	P	6/20/08
	--CITY--		12.77	7.90	1.19	00	9.09		
04-104074	TOLLEY MICHAEL D	100	62.53	58.10	8.72	20.00	86.82	P	6/20/08
04-104078	TEMPKINS WENDELL	500	141.94	134.96	20.24	20.00	175.20	P	6/20/08
04-104085	TRANSOUTH FINANCIAL CORP	110	47.10	43.69	6.55	20.00	70.24	P	6/20/08
	--CITY--		12.15	7.52	1.13	00	8.65		
04-104107	TUNSTALL DONALD S	320	51.00	47.25	7.09	20.00	74.34	P	6/20/08
	--CITY--		36.50	31.10	4.67	00	35.77		
04-104119	TURNER A CLAYTON	100	26.45	24.59	3.69	20.00	48.28	P	6/20/08
04-104126	TURNER CLYDE ALAN	110	44.75	41.51	6.23	20.00	67.74	P	6/20/08
	--CITY--		11.55	7.14	1.07	00	8.21		
04-104131	TURNER II PAUL KENNETH	230	117.34	110.87	16.63	20.00	147.50	P	6/20/08
04-104135	TURNER JR JIMMY ALLEN	100	43.29	40.22	6.03	20.00	66.25	P	6/20/08
04-104164	TYLER D	310	22.48	20.95	3.14	20.00	44.09	P	6/20/08
04-104187	VAUGHT JR C W	130	14.87	13.87	2.08	20.00	35.95	P	6/20/08
04-104208	WAGGONER JEFFERY CLAYTON	100	353.54	328.49	49.27	20.00	397.76	P	6/20/08
04-104229	WALLER JR BENNIE D	100	194.81	181.01	27.15	20.00	228.16	P	6/20/08
04-104240	WARD II LUTHER G	500	34.62	32.92	4.94	20.00	57.86	P	6/20/08
04-104258	WATFORD BRANDON MICHAEL	100	55.32	51.40	7.71	20.00	79.11	P	6/20/08
04-104267	WATHERFORD R OC	100	35.08	33.53	5.03	20.00	58.56	P	6/20/08
04-104280	WATTS JR JAMES R	100	202.02	187.71	28.16	20.00	235.87	P	6/20/08
04-104286	WEATHERFORD JOEL R	300	52.46	48.88	7.33	20.00	76.21	P	6/20/08
04-104311	WEEKS RICKY	110	51.81	48.05	7.21	20.00	75.27	P	6/20/08
	--CITY--		13.38	8.27	1.24	00	9.51		
04-104316	WELCH JR HEYWARD D	310	27.48	25.61	3.84	20.00	49.45	P	6/20/08
04-104321	WELCH SHAD E	400	58.73	54.64	8.20	20.00	82.84	P	6/20/08
04-104326	WELLS JR ROBERT L	200	58.67	55.43	8.31	20.00	83.74	P	6/20/08
04-104337	WHITAKER JOE P	400	168.84	157.08	23.56	20.00	200.64	P	6/20/08
04-104349	WHITE HENRY C	100	16.84	15.65	2.35	20.00	38.00	P	6/20/08
04-104351	WHITE II MONROE	100	14.43	13.41	2.01	20.00	35.42	P	6/20/08
04-104367	WICKLINE LARRY S	200	21.62	20.43	3.06	20.00	43.49	P	6/20/08
	--CITY--		94.32	87.65	13.18	00	101.03	PAID: 7/02/08	7/02/08
04-104377	WIGGINS THOMAS A	130	74.32	87.65	13.18	00	101.03	PAID: 7/17/08	7/17/08
	--CITY--		31.16	29.63	4.44	20.00	54.07	P	6/20/08
04-104398	WILLIAMS JOEL	500	27.70	26.34	3.95	20.00	50.29	P	6/20/08
04-104403	WILLIAMS JOEL M	100	26.46	24.59	3.69	20.00	48.28	P	6/20/08
04-104403	WILLIAMS JR JOHN W	100	26.46	24.59	3.69	20.00	48.28	P	6/20/08
04-104406	WILLIAMS RAY V	400	37.15	36.43	5.46	20.00	61.89	P	6/20/08

REAL, PERSONAL, & COMMERCIAL PROPERTY

NULLIBONAS ADDED 3/07/08 - 8/07/08

RECEIPT#	NAME	DIST	TAX BEFORE EX.	TAX AFTER EX.	PENALTY	COST	R-REAL TOTAL TAX	P-PER C-COM	DATE NB
04-104407	WILLIAMS STACIE TURBEVILL	100	52.91	49.16	7.37	20.00	76.53	P	6/20/08
04-104409	WILLIAMS WENDELL L	100	16.84	15.65	2.35	20.00	38.00	P	6/20/08
04-104428	WILSON LARRY C	110	154.85	152.92	22.94	20.00	195.86	P	6/20/08
	--CITY--		42.56	26.31	3.95	00	30.26		
04-104435	WING T	100	24.05	22.35	3.35	20.00	45.70	P	6/20/08
04-104438	WINT MICHAEL N	100	315.06	292.74	43.91	20.00	356.65	P	6/20/08
04-104445	WISE NORMAN C	330	125.17	115.97	17.40	20.00	153.37	P	6/20/08
	--CITY--		29.75	10.05	1.51	00	11.56		
04-104460	WODDERRY WILLIAM H	100	33.67	31.29	4.69	20.00	55.98	P	6/20/08
04-104469	WRIGHT MICHAEL A	400	22.02	20.49	3.07	20.00	43.56	P	6/20/08
04-104489	YARBOROUGH JR L B	300	34.97	32.59	4.89	20.00	57.48	P	6/20/08
04-104490	YARBOROUGH JR LARRY B	300	179.86	167.59	25.14	20.00	212.73	P	6/20/08
04-104492	YARBOROUGH JR T J	110	14.13	13.11	1.97	20.00	35.08	P	6/20/08
	--CITY--		3.65	2.26	.34	00	2.60		
04-104499	YARBOROUGH THERON J	100	84.18	78.22	11.73	20.00	109.95	P	6/20/08
04-104514	YOUNG JOHNNY K	130	47.16	43.92	6.59	20.00	70.51	P	6/20/08
04-104515	YOUNG KERENTH M	400	41.60	38.70	5.81	20.00	64.51	P	6/20/08
04-104517	YOUNG MIKAL S	130	14.89	13.87	2.08	20.00	35.95	P	6/20/08
04-104520	YOUNG WILLIAM	110	77.72	72.10	10.82	20.00	102.92	P	6/20/08
	--CITY--		20.06	12.40	1.86	00	14.26		
04-104524	ZEIGLER JACOB T	230	139.70	122.54	18.38	20.00	160.92	P	6/20/08
04-104526	ZESKI JAMES M	130	354.93	330.57	49.59	20.00	400.16	P	6/20/08
04-104528	ZIMMON KARSTEN J	100	35.48	35.76	5.36	20.00	61.12	P	6/20/08
04-104588	B & H NURSERY	110	143.42	133.04	19.96	40.00	193.00	P	6/20/08
	--CITY--		37.03	22.90	3.44	00	26.34		
04-104590	B B S	110	7.07	6.56	.98	40.00	47.54	P	6/20/08
	--CITY--		1.82	1.13	.17	00	1.30		
04-104642	CADILLAC CURTAIN CORP	410	237.51	219.89	32.98	40.00	292.87	P	6/20/08
	--CITY--		93.06	42.82	6.42	00	49.24		
04-104728	DEMICHELE DOMENIC J MD PC	110	21.20	19.67	2.95	40.00	62.62	P	6/20/08
	--CITY--		5.47	3.38	.51	00	3.89		
04-104788	FDA PARTNERSHIP	110	2,119.03	1,965.72	294.86	40.00	2,300.58	P	6/20/08
	--CITY--		547.08	338.24	50.74	00	388.98		
04-104821	FLORENCE SURGICAL SPECIAL	110	836.03	775.55	116.33	40.00	931.88	P	6/20/08
	--CITY--		215.84	133.45	20.02	00	153.47		
04-104856	GILFO INC	110	40.04	37.14	5.57	40.00	82.71	P	6/20/08
	--CITY--		10.34	6.39	.96	00	7.35		
04-104932	HOLLIS KEITH C BRIAN J	110	281.89	261.50	39.23	40.00	340.73	P	6/20/08
	--CITY--		72.78	45.00	6.75	00	51.75		
04-104952	INSURANCE STORE INC THE	110	153.08	142.01	21.30	40.00	203.31	P	6/20/08
	--CITY--		39.52	24.43	3.66	00	28.09		

REAL, PERSONAL, & COMMERCIAL PROPERTY

3/07/08 - 8/07/08

NULLIFONAS ADDED

RECEIPT#	NAME	DIST	TAX BEFORE EX.	TAX AFTER EX.	PENALTY	COST	R-REAL TOTAL TAX	P-PER C-COM	DATE
04-104986	JOHNSON KENNETH A	110 --CITY--	47.81 12.34	44.35 7.53	6.55 1.14	40.00 00	91.00 8.77	P	6/20/08
04-105067	MATTHEWS BEN R	110 --CITY--	4,108.53 1,060.72	3,811.29 655.81	571.69 98.37	40.00 00	4,422.98 4,754.18	P	6/20/08
04-105105	MEDICAL RISK MGT ASSOC LL	100	180.38	167.60	25.14	40.00	232.74	P	6/20/08
04-105123	MOCK JAMES NELSON MD PA	110 --CITY--	10.83 2.80	10.05 1.73	1.51 26	40.00 00	51.56 1.99	P	6/20/08
04-105151	NETTLES & NETTLES P A	110 --CITY--	421.55 108.83	391.05 67.29	58.66 10.09	40.00 00	489.71 77.38	P	6/20/08
04-105162	NYCE ENTERPRISES INC	130	3,028.04	2,820.18	423.03	40.00	3,283.21	P	6/20/08
04-105228	PEE DEE URGENT CARE LLC	100	49.30	45.81	2.87	40.00	92.68	P	6/20/08
04-105243	POWERS ANDREW	100	98.12	91.17	13.68	40.00	144.85	P	6/20/08
04-105246	PROFESSIONAL HAIR CUT & S	110 --CITY--	100.32 25.90	93.06 14.01	13.96 2.40	40.00 00	147.02 18.41	P	6/20/08
04-105264	QUALITY LOANS INC	110 --CITY--	213.60 55.15	198.15 34.10	29.72 5.12	40.00 00	267.87 39.22	P	6/20/08
04-105274	RAINBOW EXPRESS COURIER S	130	17.37	16.18	2.43	40.00	58.61	P	6/20/08
04-105339	SEXTON VISION CENTER	110 --CITY--	28.24 7.30	26.22 4.52	3.93 68	40.00 00	70.15 5.20	P	6/20/08
04-105342	SHEAR PREFECTION	320 --CITY--	18.78 13.44	17.40 11.45	2.61 1.72	40.00 00	60.01 13.17	P	6/20/08
04-105355	SMITH BRIAN R	110 --CITY--	150.61 41.47	148.99 25.64	22.35 3.85	40.00 00	211.34 29.49	P	6/20/08
04-105391	STD FABRICATION LLC	100	271.00	623.46	93.52	40.00	756.98	P	6/20/08
04-105411	SURGE UNLIMITED	110 --CITY--	9.18 2.37	8.52 1.47	1.28 22	40.00 00	49.80 1.69	P	6/20/08
04-105488	WILSON DAY CARE	320 --CITY--	34.07 24.39	31.57 20.78	4.74 3.12	40.00 00	76.31 23.90	P	6/20/08
04-105509	BOND KYLE W	400	278.95	259.54	38.93	20.00	318.47	P	6/20/08
04-105573	TURNER ENTERPRISES OF SAV	110 --CITY--	4,672.32 1,206.27	4,339.29 745.79	650.14 111.87	20.00 00	5,004.43 857.66	P	6/20/08
04-105614	THOMPSON RICKY	100	14.43	13.41	2.01	20.00	35.42	P	6/20/08
04-105663	SOUTHEASTERN SITE SOLUTIO	110 --CITY--	81.72 21.10	75.81 13.05	11.37 1.96	40.00 00	127.18 15.01	P	5/20/08
04-105678	FLOYD DAVID E	310	14.99	13.97	2.10	20.00	36.07	P	6/20/08
04-105688	HOBLEY JOSEPH	130	52.12	48.54	7.28	15.00	70.82	P	6/20/08
04-200003	A & B FLORIST & GREENERY	100	815.30	757.54	113.63	40.00	911.17	C	6/20/08
04-200057	ACOSTA FRANCISCO	110 --CITY--	748.89 193.34	694.71 119.54	104.21 17.93	40.00 00	838.92 137.47	C	6/20/08

REVERSED:

7/18/08

PAID:

7/18/08

MULLIBONAS ADDED 3/07/08 - 8/07/08 REAL, PERSONAL, & COMMERCIAL PROPERTY

RECEIPT#	NAME	DIST	TAX BEFORE EX.	TAX AFTER EX.	PENALTY	COST	R-REAL TOTAL TAX	P-PER C-COM	DATE
04-200055	ACOUSTICAL SYSTEMS INC	110 ---CITY---	54.17 13.98	50.25 8.64	7.54 1.30	40.00 00	97.79 9.94	C	6/20/08
04-200345	AGDATA LLC	130	47.16	43.92	6.59	40.00	90.51	C	6/20/08
04-200388	ALFORD CARL L	320 ---CITY---	194.71 139.35	180.40 118.74	27.06 17.81	40.00 00	247.46 136.55	C	6/20/08
04-200404	ALLS LEVERN	100	93.80	87.16	13.07	40.00	140.23	C	6/20/08
04-200637	BARTELL FLO	110 ---CITY---	55.52 14.59	52.43 9.02	7.86 1.35	40.00 00	100.29 10.37	C	6/20/08
04-200741	BETTER VALUE INC	100	48.10	44.69	6.70	40.00	91.39	C	6/20/08
04-200742	BETTY COMPTON MITCHELL	100	96.20	89.39	13.41	40.00	142.80	C	6/20/08
04-200749	BIG ERECTORS INC	110 ---CITY---	697.08 179.97	646.65 111.27	97.00 16.69	40.00 00	783.65 127.96	C	6/20/08
04-200764	BLACK TIE OF FLORENCE INC	110 ---CITY---	504.32 233.47	838.89 144.35	125.83 21.65	40.00 00	1,004.72 166.00	C	6/20/08
04-200782	BOONE WILLIE JR	110 ---CITY---	301.44 77.82	279.63 48.11	41.94 7.22	40.00 00	361.57 55.33	C REVERSED:	6/20/08 7/03/08
04-200806	BRAXTON FREDDIE L	110 ---CITY---	117.75 30.40	109.23 18.80	16.38 2.82	40.00 00	165.61 21.62	C REVERSED:	6/20/08 7/03/08
04-200946	BRITTON HARRY LEE	500	211.18	200.79	30.12	40.00	270.91	C	6/20/08
04-200950	BROWDER LYNN COKER	310	874.30	814.67	122.20	40.00	976.87	C	6/20/08
04-200952	BROWN ANGELA S	330 ---CITY---	669.90 159.24	620.66 53.80	93.10 8.07	40.00 00	753.76 61.87	C	6/20/08
04-200963	BROWN ANGELA S	330 ---CITY---	669.90 159.24	620.66 53.80	93.10 8.07	40.00 00	753.76 61.87	C	6/20/08
04-200966	BROWN CHANDA	110 ---CITY---	748.89 193.34	694.71 119.54	104.21 17.93	40.00 00	838.92 137.47	C	6/20/08
04-200988	BUDDIN MARY	380	664.35	635.11	95.27	40.00	770.38	C	6/20/08
04-200999	BURGESS PHILLIP	500	6.92	6.58	REVERSED:	40.00	ABATED:	7/03/08	
04-201010	BYRDIC INC	130	789.28	735.10	110.27	40.00	865.37	C	6/20/08
04-201059	CAROLINA BARBELL CLUB INC	110 ---CITY---	456.87 117.95	423.82 72.92	63.57 10.94	40.00 00	527.39 83.86	C	6/20/08
04-201071	CAROLINA CONSTRUCTION ASS	100	69.75	64.81	9.72	40.00	114.53	C	6/20/08
04-201081	CAROLINA EQUITY INVESTMEN	100	764.79	710.61	106.57	40.00	857.20	C	6/20/08
04-201134	CARSON CONCRETE PUMPING I	310	854.32	795.05	REVERSED:	40.00	ABATED:	7/03/08	
04-201277	CHURCH ST SEAFOOD	320 ---CITY---	64.90 46.45	60.13 39.58	119.41 5.94	40.00 00	955.46 45.52	C	6/20/08
04-201279	CINCINNATI BELL PUBLIC CO	110 ---CITY---	40.04 10.34	37.14 6.39	5.57 0.96	70.00 00	112.71 7.35	C	6/20/08

RECEIPT#	NAME	DIST	TAX BEFORE EX.	TAX AFTER EX.	PENALTY	COST	R-REAL TOTAL TAX	P-PER C-COM	DATE
04-201968	COX HARVEY	100	1,014.91	943.01	141.45	40.00	1,124.46	C	6/20/08
04-202032	CYPRESS POINT INC	100	103.42	96.09	14.41	40.00	150.50	C	6/20/08
04-202091	DAVEL COMMUNICATIONS INC ---CITY---	320	20.85	19.33	2.90	40.00	62.23	C	6/20/08
			14.93	12.72	1.91	00	14.63		
04-202121	DCR PARTY SHOPS LLC	100	764.79	710.61	106.59	40.00	857.20	C	6/20/08
04-202151	DE LAKE LAUNDEN OPERATIONS	100	43.29	40.22	6.03	40.00	86.25	C	6/20/08
04-202287	DICKSON ABITEEN ---CITY---	320	659.90	620.66	93.10	40.00	753.76	C	6/20/08
			479.45	408.50	61.28	00	469.78		
04-202323	DOLLARD GEORGE	310	721.92	672.68	100.90	40.00	813.58	C	6/20/08
04-202328	DORRELL O E JR	100	19.24	17.88	2.68	40.00	60.56	C	6/20/08
04-202336	DOUGLAS MACK J ---CITY---	110	129.53	120.16	18.02	40.00	178.18	C	6/20/08
			33.44	20.67	3.10	00	23.77		
04-202360	DYNEGY CONNECT 6P INC ---CITY---	110	23,651.27	21,940.14	3,291.02	40.00	25,271.16	C	6/20/08
			6,106.14	3,775.21	566.28	00	4,341.49		
04-202368	EADY LUCIUS B ---CITY---	210	951.71	894.97	134.25	40.00	1,069.22	C	6/20/08
			293.04	171.63	25.74	00	197.37		
04-202370	EADY WALLACE	100	19.24	17.88	2.68	40.00	60.56	C	6/20/08
04-202401	ELBEAU PRODUCTIONS LTD ---CITY---	110	117.75	109.23	16.38	40.00	165.61	C	6/20/08
			30.40	18.80	2.82	00	21.62		
04-202424	ENTERPRISE SOLUTIONS INC	100	55.32	51.40	7.71	40.00	99.11	C	6/20/08
04-202430	EPFS SHERYE NICOLE	100	67.34	62.57	9.39	40.00	111.96	C	6/20/08
04-202454	EYECARE OF FLORENCE INC ---CITY---	110	23.55	21.85	3.28	40.00	65.13	C	6/20/08
			6.08	3.76	.56	00	4.32		
04-202480	FASHION UNLIMITED BEAUTY ---CITY---	110	25.91	24.04	3.61	40.00	67.65	C	6/20/08
			4.69	4.14	.62	00	4.76		
04-202652	FLEET LEASING CORPORATION ---CITY---	110	103.62	96.12	14.42	40.00	150.54	C	6/20/08
			26.75	16.54	2.48	00	19.02		
04-202817	GAMBLE LINDA ---CITY---	110	56.52	52.43	7.86	40.00	100.29	C	6/20/08
			14.59	9.02	1.35	00	10.37		
04-202884	GIBSON SAMANTHA L	130	717.30	648.06	100.21	40.00	808.27	C	6/20/08
04-202885	GIBSON WILLIAM ---CITY---	110	18.64	17.48	2.62	40.00	60.10	C	6/20/08
			4.85	3.01	.45	00	3.46		
04-202926	GRAHAM ARIEL T ---CITY---	320	737.12	682.94	102.44	40.00	825.38	C	6/20/08
			527.56	449.49	67.42	00	516.91		
04-202932	GRAHAM MARY L ---CITY---	320	83.45	77.32	11.60	40.00	128.92	C	6/20/08
			59.72	50.88	7.63	00	58.51		
04-202936	GRAYBAR FINANCIAL SERVI ---CITY---	110	96.56	89.58	13.44	40.00	143.02	C	6/20/08
			24.93	15.42	2.31	00	17.73		
04-202966	GREEN ROBERT JR ---CITY---	110	680.60	631.36	94.70	40.00	766.06	C	6/20/08
			175.71	108.64	16.30	00	124.94		

MULLIBONAS ADDED 3/07/08 - 8/07/08 REAL, PERSONAL, & COMMERCIAL PROPERTY

RECEIPT#	NAME	DIST	TAX BEFORE EX.	TAX AFTER EX.	PENALTY	COST	R-REAL TOTAL TAX	P-PER C-COM	DATE NB
04-203053	HANNA JOHN	110 --CITY--	7.07 1.82	6.56 1.13	.98 .17	40.00 00	47.54 1.30	C	6/20/08
04-203082	HARRISON & KING MUSIC CO	100	1,510.34	1,403.34	210.50	40.00	1,653.84	C	6/20/08
04-203083	HARRISON & KING MUSIC CO	110 --CITY--	1,201.05 310.08	1,114.16 191.71	167.12 28.76	40.00 00	1,321.28 220.47	C	6/20/08
04-203090	HASELDEN CAROL	310	519.58	484.14	72.62	40.00	596.76	C	6/20/08
04-203098	HATTIE W CREWS	110 --CITY--	148.37 38.30	137.64 23.68	20.65 3.55	40.00 00	198.29 27.23	C	6/20/08
04-203105	HAYES WILLIAM JR	320 --CITY--	171.53 122.77	158.92 104.60	23.84 15.67	40.00 00	222.76 120.29	C	6/20/08
04-203106	HAYES WILLIAM JR	320 --CITY--	178.49 127.74	145.37 108.84	24.91 16.33	40.00 00	230.18 125.17	C ABATED: 7/03/08	6/20/08
04-203235	HOLT JOHN W III	210 --CITY--	214.35 66.00	201.57 38.66	30.24 5.80	40.00 00	271.81 44.46	C	6/20/08
04-203393	INTERSTATE CONNECTIONS LT	100	764.79	710.61	106.59	40.00	857.20	C	6/20/08
04-203494	JAMES MANAGEMENT LTD	110 --CITY--	4,196.61 1,083.46	3,892.99 669.87	583.95 100.48	40.00 00	4,516.94 770.35	C	6/20/08
04-203495	JAMISON ROBERT G II	110 --CITY--	75.36 19.46	69.91 12.03	10.49 1.80	40.00 00	120.40 13.83	C	6/20/08
04-203498	JARDEN CORPORATION THE	110 --CITY--	103.62 25.75	96.12 16.54	14.42 2.48	40.00 00	150.54 19.02	C	6/20/08
04-203521	JERRYS OF FLORENCE INC	100	495.43	440.33	69.05	40.00	569.38	C	6/20/08
04-203539	JONES LINDA	100	764.79	710.61	106.59	40.00	857.20	C	6/20/08
04-203571	JONES RAY	130	789.28	735.10	110.87	40.00	885.37	C	6/20/08
04-203595	JSMS SERVICE CO INC	130	4.96	4.62	.67	40.00	45.31	C	6/20/08
04-203615	KAY BEE TOY & HOBBY SHOPS	110 --CITY--	666.47 172.06	618.25 106.38	92.74 15.96	40.00 00	750.99 122.34	C	6/20/08
04-203630	KENNEDY WILLIAM T	110 --CITY--	221.37 57.15	205.35 35.33	30.80 5.30	40.00 00	276.15 40.63	C	6/20/08
04-203648	KING MARY LINDA	100	149.11	138.55	20.78	40.00	199.33	C	6/20/08
04-203653	KNIGHT EDDIE	300	17.49	16.30	2.45	40.00	58.75	C	6/20/08
04-203724	LANE RANDY W	320 --CITY--	7,718.94 5,524.47	7,151.58 4,706.95	1,072.74 706.04	40.00 00	8,264.32 5,412.99	C	6/20/08
04-203728	LANGSTON ENTERPRISES INC	110 --CITY--	1,785.09 460.86	1,655.94 284.93	248.39 42.74	40.00 00	1,944.33 327.67	C	6/20/08
04-203730	LANGSTON ENTERPRISES INC	110 --CITY--	1,615.53 417.09	1,478.65 257.87	224.80 38.68	40.00 00	1,763.45 296.55	C	6/20/08
04-203874	LEE SIMON	110 --CITY--	4.71 1.22	4.37 0.76	.66 0.11	40.00 00	45.03 0.87	C	6/20/08

REAL, PERSONAL, & COMMERCIAL PROPERTY

3/07/08 - 8/07/08

NULLIBONAS ADDED

RECEIPT#	NAME	DIST	TAX BEFORE	TAX AFTER EX.	PENALTY	COST	R-REAL TOTAL TAX	P-PER C-COM	DATE NB
04-203935	LUCAS DOROTHY M	110 --CITY--	824.25 212.80	764.62 131.57	114.69 19.74	40.00 00	919.31 151.31	C	6/20/08
04-203938	LYDE WOODROW V	110 --CITY--	214.31 55.33	198.81 34.21	29.82 5.13	40.00 00	268.63 39.34	C	6/20/08
04-203965	LYON FINANCIAL SERVICES I	230	324.24	306.35	45.95	40.00	392.30	C	6/20/08
04-203990	MAC STAR ENTERPRISES LLC	110 --CITY--	748.89 193.84	694.71 119.54	104.21 17.93	40.00 00	838.92 137.47	C	6/20/08
04-204001	MAJESTIC AUTO TRANSPORT I	320 --CITY--	34.77 24.89	32.22 21.21	4.83 3.18	40.00 00	77.05 24.39	C	6/20/08
04-204033	MARIANDS COSMAS	510 --CITY--	812.64 133.58	769.53 29.45	115.43 4.42	40.00 00	924.96 33.87	C	6/20/08
04-204074	MARLOWE JOHNNIE	510 --CITY--	937.90 154.18	888.15 34.00	133.22 5.10	40.00 00	1,061.37 39.10	C	6/20/08
04-204106	MATTHEWS RANDOLPH	350	46.35	42.95	6.44	40.00	89.39	C	6/20/08
04-204126	MCCLAM PLUMBING COMPANY I	100	38.48	35.76	5.36	40.00	81.12	C	6/20/08
04-204146	MCFADDEN CANDY	310	721.92	672.68	100.90	40.00	813.58	C	6/20/08
04-204232	MICHAEL BRYCE PLUMBING &	110 --CITY--	661.75 170.85	613.88 105.63	92.08 15.84	40.00 00	745.96 121.47	7/03/08 C	6/20/08
04-204244	MILLER BRIAN	110 --CITY--	1,325.87 342.30	1,229.95 211.63	184.49 31.74	40.00 00	1,454.44 243.37	C	6/20/08
04-204254	MILNER GENE W PRES	110 --CITY--	1,325.87 342.30	1,229.95 211.63	184.49 31.74	40.00 00	1,454.44 243.37	C	6/20/08
04-204255	MILTON L KIRVEN	110 --CITY--	200.18 51.68	185.70 31.95	27.86 4.79	40.00 00	253.56 36.74	C	6/20/08
04-204277	MOODY PHILLIP GORDON	100	1,911.98	1,776.53	266.48	40.00	2,083.01	C	6/20/08
04-204278	MOORE BETTY	110 --CITY--	388.58 109.32	360.47 62.02	54.07 9.30	40.00 00	454.54 71.32	C	6/20/08
04-204279	MOORE BETTY	110 --CITY--	68.30 17.63	63.36 10.90	9.50 1.64	40.00 00	112.86 12.54	C	6/20/08
04-204299	MOSLEY DAVID	110 --CITY--	16.49 4.26	15.30 2.64	2.30 40	40.00 00	57.60 3.04	C	6/20/08
04-204301	MOSS ENTERPRISES INC	130	5,735.90	5,342.15	801.32	40.00	6,183.47	C	6/20/08
04-204319	MULLINS BRUCE	100	3,169.79	2,945.23	441.78	40.00	3,427.01	C	6/20/08
04-204352	NEC AMERICA INC	110 --CITY--	113.04 29.18	104.86 18.04	15.73 2.71	40.00 00	160.59 20.75	C	6/20/08
04-204366	NEW HOME BUILDERS INC	110 --CITY--	14.13 3.65	13.11 2.26	1.97 34	40.00 00	55.08 2.60	C	6/20/08

REAL, PERSONAL, & COMMERCIAL PROPERTY

RECEIPT#	NAME	DIST	TAX BEFORE EX.	TAX AFTER EX.	FENALTY	COST	R-REAL TOTAL TAX	P-PER C-COM	DATE NB
04-204377	NGUYEN HAI M	100	923.52	858.09	128.71	40.00	1,024.80	C	6/20/08
04-204397	NORTHERN TERRITORIES INC --CITY--	110	247.28	229.39	34.41	40.00	303.80	C	6/20/08
			63.84	39.47	5.92	00	45.39		
04-204400	NORWOOD CARLISLE --CITY--	110	390.93	362.65	54.40	40.00	457.05	C	6/20/08
			100.93	62.40	9.36	00	71.76		
04-204404	NU HOMEBUILDERS INC --CITY--	110	295.50	218.46	32.77	40.00	291.23	C	6/20/08
			60.80	37.59	5.64	00	43.23		
04-204475	NURSES PRN INC --CITY--	110	35.33	32.78	4.92	40.00	77.70	C	6/20/08
			9.12	5.64	85	00	6.49		
04-204508	ORMAN ENTERPRISES INC	100	957.19	889.38	138.41	40.00	1,062.79	C	6/20/08
04-204532	PAGE STEEL SALES INC --CITY--	110	1,511.91	1,402.53	210.38	40.00	1,652.91	C	6/20/08
			390.34	241.34	36.20	00	277.54		
04-204542	PALMETTO DRY CLEANERS INC	500	1,274.02	1,211.32	181.70	40.00	1,433.02	C	6/20/08
04-204587	PARKER ERIC --CITY--	320	387.11	358.66	53.80	40.00	452.46	C	6/20/08
			277.05	236.05	35.41	00	271.46		
04-204599	PATE LINDA S	100	57.72	53.63	8.04	40.00	101.67	C	6/20/08
04-204606	PATRIOT PARK INC	100	2,311.21	2,147.48	322.12	40.00	2,509.60	C	6/20/08
04-204625	PDN INC	100	5,327.08	4,949.69	742.45	40.00	5,732.14	C	6/20/08
04-204651	PEE DEE WHOLESALE FLORIS	100	10,901.87	10,129.54	1,519.43	40.00	11,688.97	C	6/20/08
04-204679	PEOPLE FOR POSITIVE TOMMO	100	841.75	782.12	117.32	40.00	939.44	C	6/20/08
04-204698	PERSONAL SERVICES INC OF --CITY--	110	214.31	198.81	29.82	40.00	268.63	C	6/20/08
			55.33	34.21	5.13	00	39.34		
04-204778	PIEDMONT AIRLINES INC	100	723.91	672.63	100.89	40.00	813.52	C	6/20/08
04-205372	QUALITY LIND SERVICE INC	130	4,945.63	4,607.06	691.06	40.00	5,338.12	C	6/20/08
04-205384	R & R FRAMERS INC	340	334.73	311.90	46.79	40.00	398.69	C	6/20/08
04-205488	RHULARD STANFORD WILLIAM --CITY--	410	730.45	676.27	101.44	40.00	817.71	C	6/20/08
			286.20	131.67	19.75	00	151.42		
04-205490	RICHARDSON BRIDGET PARKER	100	695.05	645.81	96.87	40.00	782.68	C	6/20/08
04-205491	RICHARDSON EDDIE	500	1,241.70	1,152.07	172.81	40.00	1,364.88	C	7/03/08
04-205526	ROBINSON & WILSON BARBER --CITY--	320	25.50	23.63	3.54	40.00	67.17	C	6/20/08
			18.25	15.55	2.33	00	17.88		
04-205567	RUSH ROSA M	400	707.18	657.94	98.69	40.00	796.63	C	6/20/08
04-205569	S & J USED CARS INC --CITY--	410	277.94	257.33	38.60	40.00	335.93	C	6/20/08
			108.90	50.10	7.52	00	57.62		
04-205751	SCOTT LUENGER --CITY--	110	748.89	694.71	104.21	40.00	838.92	C	6/20/08
			193.34	119.54	17.93	00	137.47		
04-205752	SCOTT ROBERT --CITY--	110	42.39	39.32	5.90	40.00	85.22	C	6/20/08
			10.94	6.76	1.01	00	7.77		
04-205755	SDI SOUTH IRBY FLORENCE S --CITY--	110	440.39	408.53	61.28	40.00	509.81	C	6/20/08
			113.70	70.30	10.55	00	80.85		

REAL, PERSONAL, & COMMERCIAL PROPERTY

3/07/08 - 8/07/08

MILLIONAS ADDED

RECEIPT#	NAME	DIST	TAX BEFORE EX.	TAX AFTER EX.	PENALTY	COST	R-REAL TOTAL TAX	P-PER C-COM	DATE NB
04-205772	SERVICES UNLIMITED EXPRES	110	254.70	238.13	35.72	40.00	313.85	C	6/20/08
	--CITY--		64.27	40.97	6.15	00	47.12		
04-205805	SINGLETON MINGO	110	73.01	67.73	10.16	40.00	117.89	C	6/20/08
	--CITY--		18.85	11.66	1.75	00	13.41		
04-205807	SIR MICHAELS LIMOUSINE SE	100	4,793.17	4,453.60	668.04	40.00	5,161.64	C	6/20/08
04-205809	SITE GROUP INC	100	7,667.14	7,123.97	1,068.60	40.00	8,232.57	C	6/20/08
04-205811	SKIPPER FRED	100	764.79	710.61	105.59	40.00	857.20	C	6/20/08
04-205823	SNALLS HASHEKA L	100	764.79	710.61	106.59	40.00	857.20	C	6/20/08
04-205835	SMITH R SIDNEY JR	310	7.49	6.98	1.05	40.00	48.03	C	6/20/08
04-205842	SODEXHO MANAGEMENT INC	110	1,076.24	998.38	149.75	40.00	1,188.14	C	6/20/08
	--CITY--		277.86	171.79	25.77	00	197.56		
04-205879	SOUTHEASTERN LEASING & EQ	110	680.60	631.36	94.70	40.00	766.06	C	6/20/08
	--CITY--		175.71	108.64	14.30	00	124.94		
04-205885	SOUTHERN BONDED WAREHOUSE	100	627.71	583.24	87.49	40.00	710.73	C	6/20/08
04-205890	SOUTHERN LIFESTYLE HOMES	100	1,089.47	1,012.29	151.84	40.00	1,204.13	C	6/20/08
04-205900	SOUTRTECH INC	110	113.04	104.86	15.73	40.00	160.59	C	6/20/08
	--CITY--		29.18	18.04	2.71	00	20.75		
04-205905	SPAWN JEREMIAH	100	841.75	782.12	117.32	40.00	939.44	C	6/20/08
04-205951	STATEWIDE CONSTRUCTION IN	510	5,055.69	4,787.51	718.13	40.00	5,545.64	C	6/20/08
	--CITY--		831.07	183.24	27.49	00	210.73		
04-205952	STD FABRICATING LLC	100	695.05	645.81	96.87	40.00	782.68	C	6/20/08
04-205976	STRICKLAND DEAN JR	410	39.05	36.15	5.42	40.00	81.57	C	6/20/08
	--CITY--		15.30	7.04	1.06	00	8.10		
04-205987	SUB 5 LLC	320	530.82	491.80	73.77	40.00	605.57	C	6/20/08
	--CITY--		379.91	323.69	48.55	00	372.24		
04-205989	SUBCON INC	100	22,513.21	20,918.28	3,137.74	40.00	24,096.02	C	6/20/08
04-205996	SUMMERSETT RUNNIE	110	94.20	87.39	13.11	40.00	140.50	C	6/20/08
	--CITY--		24.32	15.04	2.26	00	17.30		
04-206014	SUTTON LAUNE	320	23.18	21.48	3.22	40.00	44.70	C	6/20/08
	--CITY--		15.59	14.14	2.12	00	16.26		
04-206033	TALLON SALES CO INC	110	110.69	102.68	15.40	40.00	158.08	C	6/20/08
	--CITY--		28.58	17.67	2.65	00	20.32		
04-206065	TELEASING ENTERPRISES I	320	16.23	15.04	2.26	40.00	57.30	C	6/20/08
	--CITY--		11.61	9.89	1.48	00	11.37		
04-206091	TEXTRON FINANCIAL CORPORA	100	2,730.05	2,527.36	379.10	40.00	2,946.46	C	6/20/08
04-206111	THOMPSON OIL & GAS COMPAN	330	7,113.94	6,591.04	988.66	40.00	7,619.70	C	6/20/08
	--CITY--		1,691.02	571.26	85.69	00	656.95		
04-206112	THOMPSON OIL & GAS COMPAN	330	315.25	292.08	43.81	40.00	375.89	C	6/20/08
	--CITY--		74.94	25.32	3.80	00	29.12		
					REVERSED:		7/03/08		
					ABATED:		7/03/08		

REAL, PERSONAL, & COMMERCIAL PROPERTY

NULLIFONAS ADDED 3/07/08 -- 8/07/08

RECEIPT#	NAME	DIST	TAX BEFORE EX.	TAX AFTER EX.	PENALTY	COST	R-REAL TOTAL TAX	P-PER C-COM	DATE
04-206141	TODD ANTHONY A	500	1,000.52	951.28	142.67	40.00	1,133.97	C	6/20/08
04-206151	TOMPKINS DOUGLAS	110	77.72	72.10	10.82	40.00	122.92	C	6/20/08
	--CITY--		20.06	12.40	1.86	00	14.26		
04-206189	TRI CITY AUTOMOTIVE LLC	100	50.51	46.93	7.04	40.00	93.97	C	6/20/08
04-206258	VAUGHN LINDA P	100	317.46	294.97	44.25	40.00	379.22	C	6/20/08
04-206328	VFS LDAN RESIDUAL HOLDING	100	101.01	93.85	14.08	40.00	147.93	C	6/20/08
04-206347	VINTAGE BUILDERS INC	110	51.81	48.06	7.21	40.00	95.27	C	6/20/08
	--CITY--		13.38	8.27	1.24	00	9.51		
04-206378	WALKER DAVID A	130	109.21	101.71	15.26	40.00	156.97	C	6/20/08
04-206419	WAY BUILDERS INC	110	16.49	15.30	2.30	40.00	57.60	C	6/20/08
	--CITY--		4.26	2.64	.40	00	3.04		
04-206428	WEBER DANNY M	500	772.03	734.04	110.11	40.00	884.15	C	6/20/08
04-206500	WILLIAM DANNY R	110	4.71	4.37	.66	40.00	45.03	C	6/20/08
	--CITY--		1.22	.76	.11	00	ABATED: 7/03/08		7/03/08
04-206506	WILLIAMS JACK A	130	868.70	809.07	121.36	40.00	970.43	C	6/20/08
04-206508	WILLIAMS M ANN	110	77.72	72.10	10.82	40.00	122.92	C	6/20/08
	--CITY--		20.06	12.40	1.86	00	14.26		
04-206524	WINGATE ELIZABETH	410	25.27	23.40	3.51	40.00	66.91	C	6/20/08
	--CITY--		9.90	4.56	.68	00	5.24		
04-206529	WINSOME INC	110	310.86	288.37	43.26	40.00	371.63	C	6/20/08
	--CITY--		80.26	49.62	7.44	00	57.06		
04-206549	WOODBURY GERTRUDE	130	4.96	4.62	.69	40.00	45.31	C	6/20/08
04-206550	WOODROW LYDE	110	320.28	297.11	44.57	40.00	381.68	C	6/20/08
	--CITY--		62.59	51.13	7.67	00	58.80		
04-206564	WRIGHT BLAKE	230	1,080.80	1,021.17	152.18	40.00	1,214.35	C	6/20/08
04-206618	3 O TRANSPORT INC	100	764.79	710.61	106.59	40.00	857.20	C	6/20/08
04-206734	OXFORD DRAPERY INC	410	7,975.18	7,383.62	1,107.54	40.00	8,531.16	C	6/20/08
	--CITY--		3,124.80	1,437.58	215.64	00	1,653.22		
04-206746	MCREILUS FINANCIAL SERVI	100	579.61	538.55	80.78	40.00	659.33	C	6/20/08
04-206788	PIECES INC	320	192.39	178.25	26.74	40.00	244.99	C	6/20/08
	--CITY--		137.70	117.33	17.60	00	134.93		
04-206833	CATERPILLAR FINANCIAL SER	100	885.04	822.34	123.35	40.00	985.69	C	6/20/08
04-206834	CATERPILLAR FINANCIAL SER	100	3,792.69	3,524.00	528.60	40.00	4,092.60	C	6/20/08
04-206836	CATERPILLAR FINANCIAL SER	100	841.75	782.12	117.32	40.00	939.44	C	6/20/08
04-206837	CATERPILLAR FINANCIAL SER	100	9,547.85	7,048.41	1,057.26	40.00	8,145.67	C	6/20/08
04-206838	CATERPILLAR FINANCIAL SER	100	137.09	127.38	19.11	40.00	186.49	C	6/20/08
04-206885	SHITAL INDUSTRIES LLC	110	1,987.62	1,843.82	276.57	40.00	2,160.39	C	6/20/08
	--CITY--		513.15	317.26	47.59	00	364.85		

RECEIPT#	NAME	DIST	TAX BEFORE EX.	TAX AFTER EX.	PENALTY	COST	R-REAL TOTAL TAX	P-PER C-COM	DATE MB
04-204903	DIXIE RENTAL AND SUPPLY I	500	1,156.31	1,099.40	164.91	40.00	1,304.31	C	6/20/08
04-207007	ANDERSON TARSHA	110	421.55	391.05	58.66	40.00	489.71	C	6/20/08
	--CITY--		108.83	67.29	10.09	.00	77.38		
04-207031	INTELLICOM INC	110	56.52	52.43	7.86	20.00	80.29	C	6/20/08
	--CITY--		14.59	9.02	1.35	.00	10.37		
95-069934	BUSBY WOODROW & SARAH A	100	5.42	4.35	.65	15.00	20.00	R	6/20/08
98-038661	MASON DORA STEWART (LE)	110	62.08	49.15	7.37	84.00	140.52	R	6/20/08
	--CITY--		23.24	6.27	.94	.00	7.21		
99-057251	SMITH ANNIE B	200	244.83	111.51	16.73	119.00	247.24	R	6/20/08
	COUNTY			291,933.04	43,761.07	43,938.00	379,632.11		
	CITY			24,920.03	3,725.12	.00	28,645.15		
	TOTAL NULLA--BONOS			316,853.07	47,486.19	43,938.00	408,277.26		
	TOTAL NULLA--BONOS								
	COUNT:			1,001					
	GRAND TOTAL								

RECEIPT#	NAME	DIST	TAX BEFORE EX.	TAX AFTER EX.	PENALTY	COST	R-REAL TOTAL TAX	P-PER C-COM	DATE
00-100837	CONNELLY II HARRY	100	22.37	20.19	3.03	14.00	37.22	P	6/29/07
					REVERSED:		PAID:		4/11/08
00-101660	GOLDMAN DONALD	330	30.08	27.35	4.10	14.00	45.45	P	6/29/07
					REVERSED:		PAID:		7/16/08
00-104048	SHELLEY DEWEY	110	27.21	24.48	3.67	14.00	42.15	P	6/29/07
					REVERSED:		PAID:		7/30/08
00-104049	SHELLEY DEWEY	110	827.18	744.17	111.53	14.00	869.80	P	6/29/07
					REVERSED:		ABATED:		7/29/08
00-104294	STONE BARRY DALE	500	26.05	24.41	3.66	14.00	42.07	P	6/29/07
					REVERSED:		ABATED:		3/19/08
00-104606	TURNER KEN	410	80.60	74.96	11.24	14.00	100.20	P	6/29/07
					REVERSED:		ABATED:		4/14/08
00-105772	RAINTREE REALTY INC DBA R	110	9.07	8.16	1.22	34.00	43.38	P	6/29/07
					REVERSED:		ABATED:		5/08/08
01-036013	KING RAY & CASSIE	100	186.49	73.88	11.08	135.00	219.76	R	6/29/07
					REVERSED:		ABATED:		6/11/08
01-043044	MCFARLAND JUNIUS & LEGNA	100	121.71	102.36	15.35	105.00	222.71	R	6/20/08
					REVERSED:		ABATED:		6/30/08
01-100179	BAKER	DAVID	38.26	34.67	5.20	20.00	59.87	P	6/29/07
					REVERSED:		ABATED:		6/27/08
01-100761	CONNELLY II HARRY	100	19.63	17.85	1.13	00	8.64	P	6/29/07
					REVERSED:		PAID:		4/11/08
01-102000	HYMAN	PHIL	180.12	166.03	24.90	20.00	210.93	P	6/29/07
					REVERSED:		PAID:		5/15/08
01-103712	SHELLEY	DEWEY	24.87	22.55	3.98	20.00	45.93	P	6/29/07
					REVERSED:		PAID:		7/30/08
01-103713	SHELLEY	DEWEY	418.95	379.88	56.98	20.00	456.86	P	6/29/07
					REVERSED:		ABATED:		7/29/08
01-103954	STONE BARRY DALE	500	24.14	22.71	3.41	20.00	46.12	P	6/29/07
					REVERSED:		ABATED:		3/19/08
01-104233	TURNER	KEN	15.33	14.26	2.14	20.00	36.40	P	6/29/07
					REVERSED:		ABATED:		4/14/08
01-105370	RAINTREE REALTY INC DBA R	110	10.52	9.54	1.43	20.00	30.97	P	6/29/07
					REVERSED:		ABATED:		5/08/08
			3.34	2.06	.31	00	2.37		

NULLIBNUS REVERSED 3/07/08 -- 8/07/08 REAL, PERSONAL, & COMMERCIAL PROPERTY

RECEIPT#	NAME	DIST	TAX BEFORE EX.	TAX AFTER EX.	PENALTY	COST	R-REAL TOTAL TAX	P-PER C-GDM	DATE NB
01-105371	RAINTREE REALTY INC DBA T	110	9.57	8.68	1.30 REVERSED:	20.00	29.98 ABATED:	P	6/29/07
	---	---	3.04	1.88	2.79 REVERSED:	135.00	156.42 PAID:	R	6/29/07
02-007740	BRYAN SONJA	400	39.10	18.63	17.95 REVERSED:	105.00	242.59 ABATED:	R	6/20/08
02-043227	MCFARLAND JUNIUS & LEONA	100	138.63	117.64	11.89 REVERSED:	00	91.17 PAID:	R	6/20/08
02-058714	SINGLETARY VIOLET & SANDI	320	184.01	79.28	8.34 REVERSED:	00	63.97 PAID:	R	6/20/08
02-100185	BAKER	---	123.25	55.63	15.08 REVERSED:	20.00	135.63 ABATED:	P	6/29/07
02-100764	CONNELLY II	110	109.30	100.55	2.82 REVERSED:	00	21.59 PAID:	P	6/29/07
02-101997	HYMAN	---	30.40	18.77	2.78 REVERSED:	20.00	41.33 PAID:	P	6/29/07
02-101998	HYMAN	100	20.12	18.55	7.42 REVERSED:	20.00	76.90 PAID:	P	6/29/07
02-103642	SHELLEY	310	53.33	47.48	20.24 REVERSED:	20.00	175.18 PAID:	P	6/29/07
		---	145.44	134.94	5.13 REVERSED:	20.00	59.31 PAID:	P	6/29/07
		---	37.16	34.18	96 REVERSED:	00	7.35 PAID:	P	6/29/07
02-103643	SHELLEY	110	10.34	6.39	178.88 REVERSED:	20.00	1,391.99 ABATED:	P	6/29/07
		---	1,296.30	1,192.51	33.39 REVERSED:	00	256.02 PAID:	P	6/29/07
02-103878	STONE BARRY DALE	500	360.54	222.63	5.12 REVERSED:	20.00	59.26 ABATED:	P	6/29/07
02-104155	TURNER	410	36.06	34.14	14.44 REVERSED:	20.00	130.69 ABATED:	P	6/29/07
		---	103.08	96.25	2.39 REVERSED:	00	18.35 PAID:	P	6/29/07
02-104551	YARBOROUGH AUTO SALES	300	35.10	15.96	33.74 REVERSED:	20.00	278.64 ABATED:	P	6/29/07
03-033348	JOE CLARENCE	410	242.40	224.90	8.36 REVERSED:	60.00	144.11 ABATED:	R	6/20/08
		---	63.07	55.75	14 REVERSED:	00	1.07 PAID:	R	6/20/08
03-043418	MCFARLAND JUNIUS & LEONA	100	21.60	93	17.13 REVERSED:	135.00	281.64 ABATED:	R	6/20/08
03-044087	MCKITCHEN ROBERTA	410	146.75	127.51	29.65 REVERSED:	135.00	362.34 ABATED:	R	6/29/07
		---	446.76	197.69	00 REVERSED:	00	00 PAID:	R	6/29/07
03-074207	SINGLETARY VIOLET & SANDI	320	153.00	00	00 REVERSED:	00	80.42 PAID:	R	6/20/08
		---	185.65	80.42	00 REVERSED:	00	75.48 PAID:	R	6/20/08
03-100192	BAKER	110	136.04	75.48	3.53 REVERSED:	20.00	47.07 ABATED:	P	6/29/07
		---	136.04	4.14	62 REVERSED:	00	4.76 PAID:	P	6/29/07

RECEIPT#	NAME	DIST	TAX BEFORE EX.	TAX AFTER EX.	PENALTY	COST	R-REAL TOTAL TAX	P-PER C-COM	DATE
03-100361	BLANFORD	WILLI 130	108.77	100.79	15.12	20.00	135.91	P	6/29/07
					REVERSED:	4/18/08	ABATED:		4/18/08
03-100465	BROOKS	JIMMY 100	165.69	153.27	22.99	20.00	196.26	P	6/29/07
					REVERSED:	5/07/08	PAID:		5/07/08
03-100725	CLIFFS SPORTING GOODS	310	408.15	378.53	56.78	20.00	455.31	P	6/29/07
					REVERSED:	3/12/08	PAID:		3/12/08
03-100771	COLLIER	PETER 100	54.44	50.36	7.55	20.00	77.91	P	6/29/07
					REVERSED:	7/18/08	PAID:		7/18/08
03-101083	DRUCKER	JASON 130	62.84	58.23	8.73	20.00	86.96	P	6/29/07
					REVERSED:	6/11/08	PAID:		6/11/08
03-101485	GIBSON JR	DONAL 110	634.86	586.26	87.94	20.00	694.20	P	6/29/07
					REVERSED:	5/02/08	ABATED:		5/02/08
		---CITY---	166.59	103.00	15.45	00	118.45		
03-103445	RENNIE	JOH 130	145.02	134.38	20.16	20.00	174.54	P	6/29/07
					REVERSED:	5/28/08	ABATED:		5/28/08
03-103447	RHAMES	JAMES 510	21.53	20.29	3.04	20.00	43.33	P	6/29/07
					REVERSED:	4/25/08	PAID:		4/25/08
		---CITY---	3.70	66	10	00	75		
03-103654	SHELLEY	DEWEY 100	30.77	28.46	4.27	20.00	52.73	P	6/29/07
					REVERSED:	7/30/08	PAID:		7/30/08
03-103656	SHELLEY	DEWEY 100	1,020.18	943.73	141.56	20.00	1,105.29	P	6/29/07
					REVERSED:	7/29/08	ABATED:		7/29/08
03-103887	STONE BARRY DALE	500	29.88	28.28	4.24	20.00	52.52	P	6/29/07
					REVERSED:	3/19/08	ABATED:		3/19/08
03-104153	TURNER	KEN 410	70.96	66.17	9.93	20.00	96.10	P	6/29/07
					REVERSED:	4/14/08	ABATED:		4/14/08
		---CITY---	24.30	10.77	1.62	00	12.39		
03-202750	FULMORE IRENE	410	1,009.15	941.04	141.16	70.00	1,152.20	C	6/29/07
					REVERSED:	4/11/08	ABATED:		4/11/08
		---CITY---	345.60	153.16	22.97	00	176.13		
04-033496	JOE CLARENCE	410	55.13	48.10	7.22	135.00	190.32	R	6/20/08
					REVERSED:	7/21/08	ABATED:		7/21/08
		---CITY---	21.60	1.56	23	00	1.79		
04-043617	MCFARLAND JUNIUS & LEONA	100	149.11	130.63	19.59	135.00	285.22	R	6/20/08
					REVERSED:	6/26/08	ABATED:		6/30/08
04-044310	MCKITCHEN ROBERTA	410	390.49	144.55	21.68	15.00	181.23	R	6/20/08
					REVERSED:	6/25/08	ABATED:		6/30/08
		---CITY---	153.00	00	00	00	00		
04-059384	SINGLETERY VIOLET & SANDI	320	285.11	248.54	37.28	00	285.82	R	6/20/08
					REVERSED:	7/16/08	PAID:		7/16/08
		---CITY---	204.06	151.37	22.71	00	174.08		
04-063663	TEDDER NORWOOD L	100	153.92	134.94	20.24	105.00	260.18	R	6/20/08
					REVERSED:	7/01/08	PAID:		7/01/08
04-100078	AMMONS JR R L	300	124.90	116.38	17.46	20.00	153.84	P	6/20/08
					REVERSED:	6/23/08	PAID:		6/23/08
04-100203	BAKER DAVID L	110	40.04	37.14	5.57	20.00	62.71	P	6/20/08
					REVERSED:	6/27/08	ABATED:		6/27/08
		---CITY---	10.34	6.39	96	00	7.35		

RECEIPT#	NAME	DIST	TAX BEFORE EX.	TAX AFTER EX.	PENALTY	COST	R-REAL TOTAL TAX	P-PER C-COM	DATE
04-100350	BLACK BILLY REESE	130	94.32	87.85	13.18 REVERSED:	00	101.03 PAID:	P	6/20/08
04-101478	GOLDMAN DONALD E	330	18.54	17.18	2.58 REVERSED:	20.00	39.76 PAID:	P	6/20/08
04-101942	HUTCHINSON M R	130	119.14	110.76	14.64 REVERSED:	20.00	147.60 ABATED:	P	6/20/08
04-101959	HYMAN III ROBERT F	110	315.57	292.74	43.91 REVERSED:	20.00	356.65 ABATED:	P	6/20/08
04-103647	SHELLEY DEWEY R	100	28.86	26.82	4.02 REVERSED:	20.00	50.84 PAID:	P	6/20/08
04-103881	STONE MICHAEL E	510	395.08	374.12	56.12 REVERSED:	20.00	450.24 ABATED:	P	6/20/08
04-104367	WICKLINE LARRY S	260	21.62	20.43	9.06 REVERSED:	20.00	43.49 PAID:	P	6/20/08
04-104377	WIGGINS THOMAS A	130	94.32	87.85	13.18 REVERSED:	00	101.03 PAID:	P	6/20/08
04-105488	MOBLEY JOSEPH	130	52.12	48.54	7.28 REVERSED:	15.00	70.82 PAID:	P	6/20/08
04-200792	BOONE WILLIE JR	110	301.44	279.63	41.94 REVERSED:	40.00	361.57 ABATED:	C	6/20/08
04-200806	BRAXTON FREDDIE L	110	117.75	109.23	14.38 REVERSED:	40.00	165.61 ABATED:	C	6/20/08
04-200988	BUDDIN MARY	380	684.35	635.11	95.27 REVERSED:	40.00	770.38 ABATED:	C	6/20/08
04-201081	CAROLINA EQUITY INVESTMEN	100	764.79	710.61	106.57 REVERSED:	40.00	857.20 ABATED:	C	6/20/08
04-203106	HAYES WILLIAM JR	320	178.47	165.37	24.81 REVERSED:	40.00	230.18 ABATED:	C	6/20/08
04-204146	MCFADDEN CANDY	310	721.92	672.68	100.90 REVERSED:	40.00	813.58 ABATED:	C	6/20/08
04-205490	RICHARDSON BRIDGET PARKER	100	695.05	645.81	96.87 REVERSED:	40.00	782.68 ABATED:	C	6/20/08
04-205112	THOMPSON OIL & GAS COMPAN	330	315.25	292.08	43.81 REVERSED:	40.00	375.89 ABATED:	C	6/20/08
04-206500	WILLIAM DANNY R	110	4.71	4.37	66 REVERSED:	40.00	45.03 ABATED:	C	6/20/08
04-206506	WILLIAMS JACK A	130	868.70	809.07	121.36 REVERSED:	40.00	970.43 ABATED:	C	6/20/08

RECEIPT#	NAME	DIST	TAX BEFORE EX	TAX AFTER EX	PENALTY	COST	R-REAL TOTAL TAX	P-PER C-COM	DATE NB
04-206549	WOODBURY GERTRUDE	130	4.95	4.62	REVERSED: 69	40.00	45.31	C	6/20/08
04-206544	WRIGHT BLAKE	230	1,080.60	1,021.17	REVERSED: 153.18	40.00	1,214.35	C	6/20/08
93-204925	MASHACK JOHNNY	100	223.52	223.52	REVERSED: 33.53	56.00	313.05	C	6/29/07
94-204861	MASHACK JOHNNY	100	185.01	168.95	REVERSED: 25.34	78.00	272.29	C	6/29/07
95-205512	WHITE JEROME	100	710.54	627.08	REVERSED: 94.06	20.00	741.14	C	3/29/00
96-067558	OSBORNE TERRY C	350	298.96	242.84	REVERSED: 36.43	15.00	294.27	R	3/27/01
96-205728	MULTI LINE MAINTENANCE SE	100	32.65	28.76	REVERSED: 4.31	58.00	91.07	C	3/27/01
96-205745	SMITH PAUL W	320	70.70	63.13	REVERSED: 9.47	58.00	130.60	C	3/27/01
	---CITY---		49.70	34.78	REVERSED: 5.22	00	40.00		
97-000161	ADAMS JAMES L & CONNIE L	400	207.22	174.78	REVERSED: 26.52	84.00	287.30	R	3/27/00
97-000854	ALTHAN CAROL S	220	57.58	48.33	REVERSED: 7.25	119.00	174.58	R	3/17/00
97-001474	ANDERSON TERRY L & KAREN	100	237.77	49.34	REVERSED: 7.40	119.00	175.74	R	3/17/00
97-001787	ARD TANNY & BRUCE	310	32.88	27.23	REVERSED: 4.08	84.00	115.31	R	3/27/00
97-002246	AVANT LINDA K	500	176.29	57.05	REVERSED: 8.56	84.00	149.51	R	6/29/07
97-002379	BABB ELZA R	400	39.35	33.70	REVERSED: 5.06	84.00	122.76	R	3/27/00
97-002874	BARBEE OTHA T III & JOY G	100	120.71	95.39	REVERSED: 14.31	84.00	193.70	R	3/27/00
97-003331	BARRON TOMMY	320	209.25	169.35	REVERSED: 25.40	84.00	278.75	R	3/27/00
	---CITY---		147.68	62.75	REVERSED: 9.41	00	72.16		
97-003720	BAZEN JUNE	400	36.72	12.37	REVERSED: 1.86	84.00	98.23	R	3/27/00
97-004054	BELL CHARLES	500	58.76	50.51	REVERSED: 7.58	119.00	177.09	R	3/17/00
97-004085	BELL ROBERT & MAXINE	130	187.01	148.98	REVERSED: 22.35	84.00	255.33	R	3/27/00
97-004499	BETHA ROBERT &	400	96.56	29.67	REVERSED: 4.45	149.00	183.12	R	3/17/00
97-004532	BEVILL GARRY V	100	36.58	28.91	REVERSED: 4.34	84.00	117.25	R	3/27/00
97-005222	BOSTON SHIRLEY	100	76.82	16.24	REVERSED: 2.44	119.00	137.68	R	3/17/00
97-005572	BRAND ROBERT	100	149.98	31.48	REVERSED: 4.72	109.00	145.20	R	3/17/00
97-005657	BRAYBOY GEORGIANA & VICTO	310	37.26	30.78	REVERSED: 4.62	84.00	119.40	R	3/27/00
97-005680	BRAYBOY VICTOR &	310	41.65	34.33	REVERSED: 5.15	84.00	123.48	R	3/27/00
					REVERSED:		40.00		

RECEIPT#	NAME	DIST	TAX BEFORE EX.	TAX AFTER EX.	PENALTY	COST	R-REAL TOTAL TAX	P-PER C-COM	DATE NB
97-005753	BROACH JOHNNIE L	100	42.07	53.55	5.00	119.00	157.35	R	3/17/00
					REVERSED:	6/19/08	ABATED:	6/19/08	3/17/00
97-005369	BROWN CLYDE & GALE	350	32.17	6.52	98	84.00	91.50	R	3/27/00
					REVERSED:	6/19/08	ABATED:	6/19/08	3/27/00
97-006412	BROWN DIANE	100	95.11	20.08	3.01	84.00	107.09	R	3/17/00
					REVERSED:	6/19/08	ABATED:	6/19/08	3/17/00
97-006884	BROWN RONNIE L & ANNMARIE	100	162.78	128.45	19.27	84.00	231.72	R	3/27/00
					REVERSED:	6/19/08	ABATED:	6/19/08	3/27/00
97-005951	BROWN VIOLET J	100	237.77	187.87	28.18	84.00	300.05	R	3/27/00
					REVERSED:	6/19/08	ABATED:	6/19/08	3/27/00
97-007296	BUDD MARK A	100	34.75	27.43	4.11	119.00	150.54	R	3/17/00
					REVERSED:	6/19/08	ABATED:	6/19/08	3/17/00
97-007387	BURCH COLE JR	200	41.20	12.42	1.86	89.00	103.28	R	3/17/00
					REVERSED:	6/19/08	ABATED:	6/19/08	3/17/00
97-007698	BURROUGHS CLARA	400	55.08	18.92	2.84	89.00	110.76	R	5/29/02
					REVERSED:	6/19/08	ABATED:	6/19/08	5/29/02
97-007802	BUTLER CLARENCE & BETTY J	310	192.90	51.64	7.75	114.00	173.99	R	3/17/00
					REVERSED:	6/19/08	ABATED:	6/19/08	3/17/00
97-008568	CAMPBELL LINDA J	410	27.20	23.15	3.47	89.00	115.52	R	3/17/00
					REVERSED:	6/19/08	ABATED:	6/19/08	3/17/00
		--CITY--	9.50	98	15	00	1.13		
97-010136	CLAY RANDY MICHAEL	100	140.83	111.09	16.66	84.00	211.75	R	3/27/00
					REVERSED:	6/19/08	ABATED:	6/19/08	3/27/00
97-010300	COCKFIELD JOHNNY LEE	390	90.80	74.78	11.22	84.00	170.00	R	3/27/00
					REVERSED:	6/19/08	ABATED:	6/19/08	3/27/00
97-010449	COKER DORIS	320	126.76	25.55	3.83	84.00	113.38	R	3/27/00
					REVERSED:	6/19/08	ABATED:	6/19/08	3/27/00
		--CITY--	89.46	11.62	1.74	00	13.36		
97-010632	COKER WILLIE	400	20.98	18.07	2.71	89.00	109.78	R	3/17/00
					REVERSED:	6/19/08	ABATED:	6/19/08	3/17/00
97-010771	COLEMAN LINNEA	100	20.12	15.82	2.37	84.00	102.19	R	3/27/00
					REVERSED:	6/19/08	ABATED:	6/19/08	3/27/00
97-013145	CUSHMAN MARGARET &	301	21.26	18.00	2.70	84.00	104.70	R	3/27/00
					REVERSED:	6/19/08	ABATED:	6/19/08	3/27/00
97-014242	DAVIS VERONICA E	510	184.76	156.57	23.49	119.00	299.06	R	3/17/00
					REVERSED:	6/19/08	ABATED:	6/19/08	3/17/00
		--CITY--	40.37	00	00	00	00		
97-014649	DENNIS JOHNNIE	320	78.47	16.16	2.42	84.00	102.58	R	3/27/00
					REVERSED:	6/19/08	ABATED:	6/19/08	3/27/00
		--CITY--	55.38	7.92	1.19	00	9.11		
97-015565	DRIGGERS MARION L & SHIRA	310	41.65	34.34	5.15	84.00	123.49	R	3/27/00
					REVERSED:	6/19/08	ABATED:	6/19/08	3/27/00
97-016594	ECHOLS ALBERT JR	400	57.71	49.46	7.42	84.00	140.88	R	3/27/00
					REVERSED:	6/19/08	ABATED:	6/19/08	3/27/00
97-017953	ERVIN JOSEPH	100	31.09	24.64	3.70	84.00	112.34	R	3/27/00
					REVERSED:	6/19/08	ABATED:	6/19/08	3/27/00
97-018011	FELDER ROBERT W	311	51.96	43.71	6.56	84.00	134.27	R	3/27/00
					REVERSED:	6/19/08	ABATED:	6/19/08	3/27/00
97-018218	FILYAW DONNA M	400	314.76	268.78	40.32	84.00	393.10	R	3/27/00
					REVERSED:	6/19/08	ABATED:	6/19/08	3/27/00

RECEIPT#	NAME	DIST	TAX BEFORE EX.	TAX AFTER EX.	PENALTY	COST	R-REAL TOTAL TAX	P-PER C-COM	DATE
97-018884	FLOYD DEBORAH H	500	133.55	114.26	17.14	119.00	250.40	R	3/17/00
					REVERSED:	6/19/08	ABATED:	6/19/08	6/19/08
97-019192	FLOYD ROBERT A & KAREN L	300	120.56	99.51	19.93	84.00	198.44	R	3/27/00
					REVERSED:	6/19/08	ABATED:	6/19/08	6/19/08
97-019257	FLOYD TIMMONS	100	157.29	124.34	18.65	84.00	226.99	R	3/27/00
					REVERSED:	6/19/08	ABATED:	6/19/08	6/19/08
97-020452	GAINNEY SHAWN	100	20.12	15.89	2.38	84.00	102.27	R	3/27/00
					REVERSED:	6/19/08	ABATED:	6/19/08	6/19/08
97-020670	GARCIA PAMELA & MARTIN	130	217.24	172.82	25.92	84.00	282.74	R	3/27/00
					REVERSED:	6/19/08	ABATED:	6/19/08	6/19/08
97-020748	GARLAND HARRY	130	268.24	213.55	32.03	84.00	329.58	R	3/27/00
					REVERSED:	6/19/08	ABATED:	6/19/08	6/19/08
97-021192	GAVIN JOSEPH	100	42.07	33.24	4.99	84.00	122.23	R	3/27/00
					REVERSED:	6/19/08	ABATED:	6/19/08	6/19/08
97-021308	GEE SHIRLEY A BROWN	100	54.87	11.28	1.69	119.00	131.97	R	12/15/99
					REVERSED:	6/19/08	ABATED:	6/19/08	6/19/08
97-021603	GIBBS WILLIAM S SR	100	40.24	31.99	4.80	84.00	120.79	R	3/27/00
					REVERSED:	6/19/08	ABATED:	6/19/08	6/19/08
97-022376	GOMZALIS JESUS	100	149.98	118.61	17.79	84.00	220.40	R	3/27/00
					REVERSED:	6/19/08	ABATED:	6/19/08	6/19/08
97-022762	GRAHAM EUNICE	400	264.92	225.94	33.89	89.00	348.83	R	3/17/00
					REVERSED:	6/19/08	ABATED:	6/19/08	6/19/08
97-022824	GRAHAM JACQUELINE	100	34.75	7.25	1.09	119.00	127.34	R	3/17/00
					REVERSED:	6/19/08	ABATED:	6/19/08	6/19/08
97-022778	GRAHAM MARY J ETAL	130	32.11	25.51	3.83	84.00	113.34	R	3/27/00
					REVERSED:	6/19/08	ABATED:	6/19/08	6/19/08
97-023077	GRAHAM TRUMAN R	311	236.20	197.92	29.69	84.00	311.61	R	3/27/00
					REVERSED:	6/19/08	ABATED:	6/19/08	6/19/08
97-023363	GRAY PRESTON ETAL	301	49.60	41.58	6.24	119.00	166.82	R	3/17/00
					REVERSED:	6/19/08	ABATED:	6/19/08	6/19/08
97-023559	GREEN KELLY INC	100	91.45	72.26	10.84	84.00	167.10	R	3/27/00
					REVERSED:	6/19/08	ABATED:	6/19/08	6/19/08
97-023608	GREEN ROBERT JR	100	128.03	101.11	15.17	84.00	200.28	R	3/27/00
					REVERSED:	6/19/08	ABATED:	6/19/08	6/19/08
97-023790	GREENWOOD HUGH O & BRENDA	100	285.32	225.36	33.80	84.00	343.16	R	3/27/00
					REVERSED:	6/19/08	ABATED:	6/19/08	6/19/08
97-024157	GRIGGS LAWRENCE	100	53.04	11.30	1.70	84.00	97.00	R	3/27/00
					REVERSED:	6/19/08	ABATED:	6/19/08	6/19/08
97-024551	HALL CHARLES	310	56.99	47.10	7.07	89.00	143.17	R	3/17/00
					REVERSED:	6/19/08	ABATED:	6/19/08	6/19/08
97-025128	HANNA JAMES E	350	207.24	167.73	25.16	84.00	276.89	R	3/27/00
					REVERSED:	6/19/08	ABATED:	6/19/08	6/19/08
97-025137	HANNA JEROME	301	51.96	43.71	6.56	84.00	134.27	R	3/27/00
					REVERSED:	6/19/08	ABATED:	6/19/08	6/19/08
97-025459	HARDWICK ASHLEY R	100	49.39	39.14	5.87	84.00	129.01	R	3/27/00
					REVERSED:	6/19/08	ABATED:	6/19/08	6/19/08
97-025525	HARLEY SHIRELENA S	100	274.35	57.04	8.56	119.00	184.60	R	3/17/00
					REVERSED:	6/19/08	ABATED:	6/19/08	6/19/08
97-025563	HARPER DIANNE S PEELER	100	51.21	40.63	6.09	84.00	130.72	R	3/27/00
					REVERSED:	6/19/08	ABATED:	6/19/08	6/19/08
97-025732	HARRELSON HOWARD	100	40.24	31.99	4.80	119.00	155.79	R	3/17/00
					REVERSED:	6/19/08	ABATED:	6/19/08	6/19/08
97-025877	HARRISON GEORGE ESTATE	100	49.38	38.98	5.85	84.00	128.83	R	3/27/00
					REVERSED:	6/19/08	ABATED:	6/19/08	6/19/08

RECEIPT#	NAME	DIST	TAX BEFORE EX.	TAX AFTER EX.	PENALTY	COST	R-REAL TOTAL TAX	P-PER C-COM	DATE
97-025907	HARRISON KENNETH	130	37.78	30.23	4.53	84.00	118.76	R	3/27/00
					REVERSED:	6/19/08	ABATED:	6/19/08	6/19/08
97-026175	HASS JAMES MELVIN & SHEIL	100	265.21	55.45	8.32	119.00	182.77	R	3/17/00
					REVERSED:	6/19/08	ABATED:	6/19/08	6/19/08
97-026992	HICKMAN SUDIE MAE	400	68.20	58.31	8.75	84.00	151.06	R	3/27/00
					REVERSED:	6/19/08	ABATED:	6/19/08	6/19/08
97-027194	HICKSON WILLIE C & DELORE	100	25.61	20.42	3.06	84.00	107.48	R	3/27/00
					REVERSED:	6/19/08	ABATED:	6/19/08	6/19/08
97-028007	HOME BUILDERS INC	130	132.23	105.31	15.80	89.00	210.11	R	3/17/00
					REVERSED:	6/19/08	ABATED:	6/19/08	6/19/08
97-028322	HOWARD STACY LEE JR	130	160.57	37.59	5.64	119.00	162.23	R	3/17/00
					REVERSED:	6/19/08	ABATED:	6/19/08	6/19/08
97-029017	HUNT JOANNE M & ROBERT	340	144.67	119.35	17.90	84.00	221.25	R	3/27/00
					REVERSED:	6/19/08	ABATED:	6/19/08	6/19/08
97-029288	HYATT STEPHEN D & PEGGY D	130	22.67	18.05	2.71	84.00	104.76	R	3/27/00
					REVERSED:	6/19/08	ABATED:	6/19/08	6/19/08
97-029958	ISAIAH ULONDA	200	297.57	247.67	37.15	119.00	403.82	R	3/17/00
					REVERSED:	6/19/08	ABATED:	6/19/08	6/19/08
97-030123	JACKSON LINDA A	380	57.74	14.19	2.13	119.00	135.32	R	3/17/00
					REVERSED:	6/19/08	ABATED:	6/19/08	6/19/08
97-031166	JOHNSON HENRY LEE	130	22.67	18.11	2.72	89.00	109.83	R	3/17/00
					REVERSED:	6/19/08	ABATED:	6/19/08	6/19/08
97-031481	JOHNSON SHERRY W	100	144.49	114.05	17.11	84.00	215.16	R	3/27/00
					REVERSED:	6/19/08	ABATED:	6/19/08	6/19/08
97-031802	JONES IRAS CULPEPPER	100	78.65	14.47	2.47	84.00	102.94	R	3/27/00
					REVERSED:	6/19/08	ABATED:	6/19/08	6/19/08
97-031938	JONES PAM	320	142.85	115.38	17.31	84.00	216.69	R	3/27/00
					REVERSED:	6/19/08	ABATED:	6/19/08	6/19/08
		--CITY--	100.82	42.35	6.35	00	48.70		
97-032161	JORDAN DONALD LEE SR	400	13.12	11.20	1.68	84.00	96.88	R	3/27/00
					REVERSED:	6/19/08	ABATED:	6/19/08	6/19/08
97-032830	KEELS MOBILE HOME PARK	100	131.69	104.05	15.61	89.00	208.67	R	3/17/00
					REVERSED:	6/19/08	ABATED:	6/19/08	6/19/08
97-033380	KIKER CRAVEN	100	31.09	24.64	3.70	89.00	117.34	R	3/17/00
					REVERSED:	6/19/08	ABATED:	6/19/08	6/19/08
97-034294	LANBERT RICHARD J	311	273.99	229.43	34.41	119.00	382.84	R	3/17/00
					REVERSED:	6/19/08	ABATED:	6/19/08	6/19/08
97-034520	LANGSTON CLEMENT H	100	173.76	137.19	20.58	84.00	241.77	R	3/27/00
					REVERSED:	6/19/08	ABATED:	6/19/08	6/19/08
97-035126	LEE EMMA L	510	25.31	21.49	3.22	84.00	108.71	R	3/27/00
					REVERSED:	6/19/08	ABATED:	6/19/08	6/19/08
		--CITY--	5.53	00	00	00	00		
97-035752	LEVINER JOHN WAYNE &	500	77.46	25.31	3.80	84.00	113.11	R	3/27/00
					REVERSED:	6/19/08	ABATED:	6/19/08	6/19/08
97-035929	LEWIS RICKY & KELLEY	100	106.08	83.78	12.57	84.00	180.35	R	3/27/00
					REVERSED:	6/19/08	ABATED:	6/19/08	6/19/08
97-036061	LIPPO TAMMY P	100	40.24	31.71	4.76	84.00	120.47	R	3/27/00
					REVERSED:	6/19/08	ABATED:	6/19/08	6/19/08
97-036263	LUCKLAIR LARRY	380	37.12	30.19	4.53	119.00	153.72	R	5/29/02
					REVERSED:	6/19/08	ABATED:	6/19/08	6/19/08
97-036514	LOWERY FRANCES P	130	120.90	76.40	14.46	84.00	194.86	R	3/27/00
					REVERSED:	6/19/08	ABATED:	6/19/08	6/19/08

NULLIBONAS REVERSED 3/07/08 -- 8/07/08 REAL, PERSONAL, & COMMERCIAL PROPERTY PAGE 8

RECEIPT#	NAME	DIST	TAX BEFORE EX.	TAX AFTER EX.	PENALTY	COST	R-REAL TOTAL TAX	P-PER C-COM	DATE
97-036643	LUNDY SHELBY	350	48.29	39.04	5.86	84.00	128.90	R	3/27/00
					REVERSED:	6/19/08	ABATED:	6/19/08	6/19/08
97-036644	LUNDY SHELBY J	400	65.58	55.81	8.37	84.00	148.18	R	3/27/00
					REVERSED:	6/19/08	ABATED:	6/19/08	6/19/08
97-037018	LYNCH MARGARET & CHARLES	130	49.11	39.22	5.88	84.00	129.10	R	3/27/00
					REVERSED:	6/19/08	ABATED:	6/19/08	6/19/08
97-037549	MARSHALL SHARON K	100	146.32	30.66	4.60	84.00	119.26	R	3/27/00
					REVERSED:	6/19/08	ABATED:	6/19/08	6/19/08
97-038000	MATTHEWS DANNY RAY & SUSAN	100	49.38	39.14	5.87	84.00	129.01	R	3/27/00
					REVERSED:	6/19/08	ABATED:	6/19/08	6/19/08
97-038919	MCCLAIN LEROY D	110	549.71	430.80	64.62	104.00	599.42	R	6/29/07
					REVERSED:	6/19/08	ABATED:	6/19/08	6/19/08
			211.36	54.90	8.24	00	63.14		
					REVERSED:	6/19/08	ABATED:	6/19/08	6/19/08
97-039291	MCCULLUM GARY	100	29.26	6.07	.91	84.00	90.98	R	3/27/00
					REVERSED:	6/19/08	ABATED:	6/19/08	6/19/08
97-039432	MCCUTCHEON LEVETTE	130	39.67	31.65	4.75	84.00	120.40	R	3/27/00
					REVERSED:	6/19/08	ABATED:	6/19/08	6/19/08
97-039724	MCDOWELL EUGENE	380	39.18	31.87	4.78	119.00	155.65	R	5/29/02
					REVERSED:	6/19/08	ABATED:	6/19/08	6/19/08
97-039820	MCDELVEEN DAVID	100	27.44	21.62	3.24	84.00	108.86	R	3/27/00
					REVERSED:	6/19/08	ABATED:	6/19/08	6/19/08
97-040931	MCKNIGHT JOHN JR	310	324.42	267.38	40.11	84.00	391.49	R	3/27/00
					REVERSED:	6/19/08	ABATED:	6/19/08	6/19/08
97-041588	MCNETHY RICHARD	500	50.75	43.44	6.52	84.00	133.96	R	3/27/00
					REVERSED:	6/19/08	ABATED:	6/19/08	6/19/08
97-041650	MCWHITE WILLIE JAMES	500	277.78	89.75	13.46	84.00	187.21	R	3/27/00
					REVERSED:	6/19/08	ABATED:	6/19/08	6/19/08
97-042141	MILES JENNINGS B	510	35.43	29.88	4.48	84.00	118.36	R	3/27/00
					REVERSED:	6/19/08	ABATED:	6/19/08	6/19/08
			7.74	00	.00	00	00		
					REVERSED:	6/19/08	ABATED:	6/19/08	6/19/08
97-042445	MILLER LUCILLE	400	183.61	156.69	23.50	89.00	269.19	R	3/17/00
					REVERSED:	6/19/08	ABATED:	6/19/08	6/19/08
97-042750	MITCHUM PETE	500	93.49	80.14	12.02	84.00	176.16	R	3/27/00
					REVERSED:	6/19/08	ABATED:	6/19/08	6/19/08
97-044222	MT ZION A M E CHURCH	110	117.41	92.09	13.81	84.00	189.90	R	6/29/07
					REVERSED:	6/19/08	ABATED:	6/19/08	6/19/08
			45.14	11.83	1.77	00	13.60		
					REVERSED:	6/19/08	ABATED:	6/19/08	6/19/08
97-045052	NETTLES JAMES R & VICKIE	311	111.01	35.87	5.38	84.00	125.25	R	6/29/07
					REVERSED:	6/19/08	ABATED:	6/19/08	6/19/08
97-045244	NICHOLS JIMMY B JR & BREN	100	175.58	138.61	20.79	84.00	243.40	R	3/27/00
					REVERSED:	6/19/08	ABATED:	6/19/08	6/19/08
97-046143	PADGETT LOIS	500	98.83	84.53	12.68	119.00	216.21	R	3/17/00
					REVERSED:	6/19/08	ABATED:	6/19/08	6/19/08
97-046440	PARKER DANIEL E	500	8.01	6.82	1.02	87.00	96.84	R	3/17/00
					REVERSED:	6/19/08	ABATED:	6/19/08	6/19/08
97-046707	PARNELL THOMAS DAVID &	130	145.45	33.82	5.07	84.00	122.89	R	3/27/00
					REVERSED:	6/19/08	ABATED:	6/19/08	6/19/08
97-046810	PARROTT THOMAS HENRY	300	214.82	176.96	25.54	84.00	287.50	R	3/27/00
					REVERSED:	6/19/08	ABATED:	6/19/08	6/19/08
97-046818	PARROTT WESLEY	310	50.42	41.59	6.24	119.00	166.83	R	3/17/00
					REVERSED:	6/19/08	ABATED:	6/19/08	6/19/08

RECEIPT#	NAME	DIST	TAX BEFORE EX.	TAX AFTER EX.	PENALTY	COST	R-REAL TOTAL TAX	P-PER C-COM	DATE
97-046928	PATEL BHUPENDIA & PRETTI	100	149.98	118.58	17.79	84.00	230.37	R	3/27/00
					REVERSED:	6/19/08	ABATED:	6/19/08	
97-047014	PATTON CLARENCE H & RUTH	301	137.00	45.35	6.80	84.00	136.15	R	3/27/00
					REVERSED:	6/19/08	ABATED:	6/19/08	
97-047120	PEARSON TRACY &	100	16.46	12.85	1.93	119.00	133.78	R	3/17/00
					REVERSED:	6/19/08	ABATED:	6/19/08	
97-047472	PETERSON MARY A	110	314.88	246.64	37.00	119.00	402.64	R	3/17/00
					REVERSED:	6/19/08	ABATED:	6/19/08	
			121.07	31.28	4.69	00	35.97		
97-048490	POSTON LOIS A	100	195.70	154.41	23.16	89.00	246.57	R	3/17/00
					REVERSED:	6/19/08	ABATED:	6/19/08	
97-048913	POWELL DEBBIE	500	40.07	34.43	5.16	119.00	158.59	R	3/17/00
					REVERSED:	6/19/08	ABATED:	6/19/08	
97-049406	PRIDGEN ALMA	130	34.00	27.18	4.08	84.00	115.26	R	3/17/00
					REVERSED:	6/19/08	ABATED:	6/19/08	
97-051445	ROBERTS JOHN L JR	500	240.39	205.83	30.87	84.00	320.70	R	3/27/00
					REVERSED:	6/19/08	ABATED:	6/19/08	
97-051736	ROBINSON SHELDON	320	233.37	188.83	28.32	89.00	306.15	R	3/17/00
					REVERSED:	6/19/08	ABATED:	6/19/08	
			164.72	69.87	10.48	00	80.35		
97-052273	ROUSE BIRDIE MAR	100	151.81	120.00	18.00	119.00	257.00	R	3/17/00
					REVERSED:	6/19/08	ABATED:	6/19/08	
97-053622	SHAW CARLTON	130	168.12	133.94	20.09	89.00	243.03	R	3/17/00
					REVERSED:	6/19/08	ABATED:	6/19/08	
97-053991	SHIELDS ANTHONY	410	22.26	18.90	2.84	84.00	105.74	R	5/29/02
					REVERSED:	6/19/08	ABATED:	6/19/08	
			8.10	71	11	00	82		
97-054477	SINGLETERY GLEAN DELL	320	48.27	39.00	5.85	84.00	128.85	R	3/27/00
					REVERSED:	6/19/08	ABATED:	6/19/08	
			34.08	14.31	2.15	00	16.46		
97-054502	SINGLETERY JACKLIN	320	136.82	28.07	4.21	149.00	181.28	R	6/29/07
					REVERSED:	6/19/08	ABATED:	6/19/08	
97-054606	SINGLETERY MAZELL	320	217.30	175.60	26.34	84.00	285.94	R	3/27/00
					REVERSED:	6/19/08	ABATED:	6/19/08	
			153.36	64.60	9.69	00	74.29		
97-054713	SINGLETON VERNEST &	130	164.34	130.81	19.62	84.00	234.43	R	3/27/00
					REVERSED:	6/19/08	ABATED:	6/19/08	
97-054999	SMITH ALLEN V & IRIS	100	155.47	32.62	4.89	119.00	156.51	R	3/17/00
					REVERSED:	6/19/08	ABATED:	6/19/08	
97-055152	SMITH DAVID A	100	40.24	31.99	4.80	84.00	120.79	R	3/27/00
					REVERSED:	6/19/08	ABATED:	6/19/08	
97-055668	SMITH TERESA	220	98.98	32.15	4.82	84.00	120.97	R	3/27/00
					REVERSED:	6/19/08	ABATED:	6/19/08	
97-056060	SPEARS RONALD E	130	68.00	16.10	2.42	119.00	137.52	R	3/17/00
					REVERSED:	6/19/08	ABATED:	6/19/08	
97-056080	SPEIGHTS GERALD T	200	297.57	90.55	13.58	84.00	188.13	R	6/29/07
					REVERSED:	6/19/08	ABATED:	6/19/08	

REAL, PERSONAL, & COMMERCIAL PROPERTY

NULLIBONAS REVERSED 3/07/08 -- 8/07/08

RECEIPT#	NAME	DIST	TAX BEFORE EX.	TAX AFTER EX.	PENALTY	COST	R-REAL TOTAL TAX	P-PER C-COM	DATE NB
97-057125	STONE TONY	130	41.56	33.31	5.00	84.00	122.31	R	3/27/00
					REVERSED:	6/19/08	ABATED:	6/19/08	6/19/08
97-057456	STUCKEY KENSY MAE	500	37.39	11.92	1.79	89.00	102.71	R	3/17/00
					REVERSED:	6/19/08	ABATED:	6/19/08	6/19/08
97-057664	SUMTER LEVERN	130	5.67	4.48	.67	84.00	89.15	R	3/27/00
					REVERSED:	6/19/08	ABATED:	6/19/08	6/19/08
97-059091	THOMPSON RONNIE & DELORES	100	356.66	281.46	42.22	119.00	442.68	R	3/17/00
					REVERSED:	6/19/08	ABATED:	6/19/08	6/19/08
97-059298	TILTON SAM	130	17.00	13.63	2.04	94.00	109.67	R	3/17/00
					REVERSED:	6/19/08	ABATED:	6/19/08	6/19/08
97-059459	TISDALE DAVID GRAHAM ETAL	320	30.18	24.47	3.67	84.00	112.14	R	3/27/00
		---CITY---	21.30	9.16	1.37	.00	10.53	6/19/08	6/19/08
97-059987	TRUETT GAIL	301	28.34	23.71	3.56	119.00	146.27	R	3/17/00
					REVERSED:	6/19/08	ABATED:	6/19/08	6/19/08
97-061465	WALLACE JAMES	380	286.62	233.29	34.99	119.00	387.28	R	3/17/00
					REVERSED:	6/19/08	ABATED:	6/19/08	6/19/08
97-061553	WALTZ DOROTHY RENEE	200	169.39	141.00	21.15	119.00	281.15	R	3/17/00
					REVERSED:	6/19/08	ABATED:	6/19/08	6/19/08
97-061746	WARDEN HENRY LEWIS JR	100	159.12	125.59	18.84	84.00	228.43	R	3/27/00
					REVERSED:	6/19/08	ABATED:	6/19/08	6/19/08
97-061877	WASHINGTON QUEEN E	320	42.25	34.07	5.11	119.00	158.18	R	3/17/00
		---CITY---	29.82	12.40	1.86	.00	14.26	6/19/08	6/19/08
97-062056	HATSON JAMES D	100	36.58	29.03	4.35	119.00	152.38	R	3/17/00
					REVERSED:	6/19/08	ABATED:	6/19/08	6/19/08
97-062187	WEATHERFORD BILLY E & LOI	100	129.86	102.39	15.36	84.00	201.75	R	3/27/00
					REVERSED:	6/19/08	ABATED:	6/19/08	6/19/08
97-062341	WEAVER ELORIE B ETAL	100	42.07	33.24	4.99	89.00	127.23	R	3/17/00
					REVERSED:	6/19/08	ABATED:	6/19/08	6/19/08
97-063390	WILDER DAVID M	100	133.52	105.28	15.79	84.00	205.07	R	3/27/00
					REVERSED:	6/19/08	ABATED:	6/19/08	6/19/08
97-063748	WILLIAMS DON	100	42.07	33.24	4.99	84.00	122.23	R	3/27/00
					REVERSED:	6/19/08	ABATED:	6/19/08	6/19/08
97-064137	WILLIAMS SAMPSON	400	110.17	37.70	5.66	119.00	162.36	R	3/17/00
					REVERSED:	6/19/08	ABATED:	6/19/08	6/19/08
97-064229	WILLIAMSON ELLA L	100	29.26	5.94	.89	119.00	125.83	R	3/17/00
					REVERSED:	6/19/08	ABATED:	6/19/08	6/19/08
97-065743	YOUNG HASKELL & VICTORIA	400	144.27	123.22	18.48	84.00	225.70	R	3/27/00
					REVERSED:	6/19/08	ABATED:	6/19/08	6/19/08
97-065823	YOUNG SYLVIA A	400	57.71	49.46	7.42	119.00	175.88	R	3/17/00
					REVERSED:	6/19/08	ABATED:	6/19/08	6/19/08
97-065870	ZEIGLER SHIRLEY L	100	234.97	177.79	26.67	84.00	288.46	R	3/27/00
					REVERSED:	6/19/08	ABATED:	6/19/08	6/19/08
97-100008	ACKERMAN JR T	110	44.48	38.98	5.85	29.00	73.83	P	6/29/07
		---CITY---	17.10	9.87	1.48	.00	11.35	6/19/08	6/19/08
97-100009	ACKERMAN ZANDRA	130	15.11	13.35	2.00	29.00	44.35	P	6/29/07
					REVERSED:	6/19/08	ABATED:	6/19/08	6/19/08
97-100030	ALEXANDER MINE	330	16.10	14.34	2.15	29.00	45.49	P	6/29/07
		---CITY---	4.80	1.80	.27	.00	2.07	6/19/08	6/19/08

RECEIPT#	NAME	DIST	TAX BEFORE EX.	TAX AFTER EX.	PENALTY	COST	R-REAL TOTAL TAX	P-PER C-COM	DATE NB
97-100062	ALTMAN JERRY	E00	37.39	34.31	5.15	29.00	68.46	P	6/29/07
					REVERSED:		ABATED:		6/19/08
97-100079	ALTMAN W DANE	100	23.78	20.92	3.14	29.00	53.06	P	6/29/07
					REVERSED:		ABATED:		6/19/08
97-100080	ALTMAN W DANE	100	21.95	19.31	2.90	29.00	51.21	P	6/29/07
					REVERSED:		ABATED:		6/19/08
97-100141	ATWELL GARY	120	23.78	20.92	3.14	29.00	53.06	P	6/29/07
		--CITY--	1.77	.00	REVERSED:	.00	ABATED:		6/19/08
97-100148	AVERETTE GARY	110	17.79	15.59	2.34	29.00	46.93	P	6/29/07
		--CITY--	6.84	3.95	REVERSED:	.00	ABATED:		6/19/08
97-100185	BAKER JR ROBERT	100	16.46	14.48	2.17	29.00	45.65	P	6/29/07
					REVERSED:		ABATED:		6/19/08
97-100187	BAKER WILLIAM	130	58.56	51.74	7.76	29.00	88.50	P	6/29/07
					REVERSED:		ABATED:		6/19/08
97-100188	BAKER WILLIAM	130	24.56	21.70	3.26	29.00	53.96	P	6/29/07
					REVERSED:		ABATED:		6/19/08
97-100230	PASS JOE	120	25.61	22.53	3.38	29.00	54.91	P	6/29/07
		--CITY--	1.90	.00	REVERSED:	.00	ABATED:		6/19/08
97-100235	BAUCOM RONALD	100	29.26	25.74	3.86	29.00	58.60	P	6/29/07
					REVERSED:		ABATED:		6/19/08
97-100245	BAXLEY ELIZABETH	310	17.54	15.78	2.37	29.00	47.15	P	6/29/07
					REVERSED:		ABATED:		6/19/08
97-100262	BAXTER G STEVE	100	12.80	11.26	1.69	29.00	41.95	P	6/29/07
					REVERSED:		ABATED:		6/19/08
97-100270	BAZEN JOHN	200	29.76	26.90	4.04	29.00	59.94	P	6/29/07
					REVERSED:		ABATED:		6/19/08
97-100273	BAZEN JOHN JR	500	29.38	26.96	4.04	29.00	60.00	P	6/29/07
					REVERSED:		ABATED:		6/19/08
97-100285	BEASLEY JAMES	110	19.57	17.15	2.57	29.00	48.72	P	6/29/07
		--CITY--	7.52	4.34	REVERSED:	.00	ABATED:		6/19/08
97-100291	BECKETT M J & C	130	224.79	198.62	29.79	29.00	257.41	P	6/29/07
					REVERSED:		ABATED:		6/19/08
97-100292	BECKETT M J & C	130	81.23	71.77	10.77	29.00	111.54	P	6/29/07
					REVERSED:		ABATED:		6/19/08
97-100300	BELLAHY K N & C R	210	18.31	16.55	2.48	29.00	48.03	P	6/29/07
		--CITY--	6.99	3.62	REVERSED:	.00	ABATED:		6/19/08
97-100304	BELUE CHAD	100	27.44	24.14	3.62	29.00	56.76	P	6/29/07
					REVERSED:		ABATED:		6/19/08
97-100318	BENTON JIM	110	21.35	18.71	2.81	29.00	50.52	P	6/29/07
		--CITY--	8.21	4.74	REVERSED:	.00	ABATED:		6/19/08
97-100325	BENTON RUSSELL	200	13.73	12.41	1.86	29.00	43.27	P	6/29/07
					REVERSED:		ABATED:		6/19/08

NULLIBONAS REVERSED 3/07/08 - 8/07/08 REAL, PERSONAL, & COMMERCIAL PROPERTY

RECEIPT#	NAME	DIST	TAX BEFORE EX.	TAX AFTER EX.	PENALTY	COST	R-REAL TOTAL TAX	P-PER C-COM	DATE
97-100327	BERAKIS DONALD	110	16.01	14.08	2.10	29.00	45.13	P	6/29/07
		---CITY---	6.16	3.56	REVERSED:	00	ABATED:	6/19/08	6/19/08
97-100331	BEVERLY SIMON	500	240.39	220.60	33.09	29.00	282.69	P	6/29/07
					REVERSED:	6/19/08	ABATED:	6/19/08	6/19/08
97-100347	BLACKMAN STACY	100	12.80	11.26	1.69	29.00	41.95	P	6/29/07
					REVERSED:	6/19/08	ABATED:	6/19/08	6/19/08
97-100367	BLANTON WHIT	110	17.79	15.59	2.34	29.00	45.93	P	6/29/07
		---CITY---	6.84	3.95	REVERSED:	00	ABATED:	6/19/08	6/19/08
97-100368	BLATON JR J	130	58.54	51.74	7.76	29.00	88.50	P	6/29/07
					REVERSED:	6/19/08	ABATED:	6/19/08	6/19/08
97-100372	BLUM KATHLEEN	100	25.61	22.53	3.38	29.00	54.91	P	6/29/07
					REVERSED:	6/19/08	ABATED:	6/19/08	6/19/08
97-100397	BOUSKA FRANK	300	15.34	13.80	2.07	29.00	44.87	P	6/29/07
					REVERSED:	6/19/08	ABATED:	6/19/08	6/19/08
97-100398	BOWEN CHRIS	320	92.55	82.44	12.37	29.00	123.81	P	6/29/07
		---CITY---	65.32	43.79	REVERSED:	00	ABATED:	6/19/08	6/19/08
97-100414	BRANHAM MARTIN	100	29.26	25.74	3.86	29.00	58.60	P	6/29/07
					REVERSED:	6/19/08	ABATED:	6/19/08	6/19/08
97-100431	BREWER THOMAS	100	38.41	33.79	5.07	29.00	67.86	P	6/29/07
					REVERSED:	6/19/08	ABATED:	6/19/08	6/19/08
97-100449	BROUGHTON FRANK	130	69.89	61.76	7.26	29.00	100.02	P	6/29/07
					REVERSED:	6/19/08	ABATED:	6/19/08	6/19/08
97-100456	BROWN ANTHONY	100	84.13	74.02	11.10	29.00	114.12	P	6/29/07
					REVERSED:	6/19/08	ABATED:	6/19/08	6/19/08
97-100458	BROWN BILL	130	262.57	232.00	34.80	29.00	295.80	P	6/29/07
					REVERSED:	6/19/08	ABATED:	6/19/08	6/19/08
97-100459	BROWN BILLY	130	119.01	105.16	15.77	29.00	149.93	P	6/29/07
					REVERSED:	6/19/08	ABATED:	6/19/08	6/19/08
97-100473	BROWN JR KENNETH	310	19.73	17.75	2.66	29.00	49.41	P	6/29/07
					REVERSED:	6/19/08	ABATED:	6/19/08	6/19/08
97-100482	BROWN SIMON	130	68.00	60.08	9.01	29.00	98.09	P	6/29/07
					REVERSED:	6/19/08	ABATED:	6/19/08	6/19/08
97-100484	BROWN SR JOHN	100	27.44	24.14	3.62	29.00	56.76	P	6/29/07
					REVERSED:	6/19/08	ABATED:	6/19/08	6/19/08
97-100494	BRUNETT CHRIS	100	47.55	41.83	6.27	29.00	77.10	P	6/29/07
					REVERSED:	6/19/08	ABATED:	6/19/08	6/19/08
97-100504	BRYANT KEITH	310	39.46	35.50	5.33	29.00	69.83	P	6/29/07
					REVERSED:	6/19/08	ABATED:	6/19/08	6/19/08
97-100512	BURCH JR R	310	15.34	13.80	2.07	29.00	44.87	P	6/29/07
					REVERSED:	6/19/08	ABATED:	6/19/08	6/19/08
97-100584	CANNON MICHAEL	210	22.69	20.69	3.10	29.00	52.79	P	6/29/07
		---CITY---	8.74	4.52	REVERSED:	00	ABATED:	6/19/08	6/19/08
97-100598	CARMICHAEL S	310	13.15	11.83	1.77	29.00	42.60	P	6/29/07
					REVERSED:	6/19/08	ABATED:	6/19/08	6/19/08
97-100607	CARPENTER L	110	53.37	46.77	7.02	29.00	82.79	P	6/29/07
		---CITY---	20.52	11.84	REVERSED:	00	ABATED:	6/19/08	6/19/08

RECEIPT#	NAME	DIST	TAX BEFORE EX.	TAX AFTER EX.	PENALTY	CDST	R-REAL TOTAL TAX	P-PER C-COM	DATE
97-100612	CARRIGAN D E & B A	130	34.00	30.04	4.51	29.00	63.55	P	6/29/07
					REVERSED:		ABATED:		6/19/08
97-100627	CARTER JOE	110	16.01	14.03	2.10	29.00	45.13	P	6/29/07
					REVERSED:		ABATED:		6/19/08
		--CITY--	6.16	3.56	53	00	4.09		
97-100643	CAULDER JEROME	130	13.22	11.68	1.75	29.00	42.43	P	6/29/07
					REVERSED:		ABATED:		6/19/08
97-100655	CAULLEY BRIAN	100	53.04	46.66	7.00	29.00	82.66	P	6/29/07
					REVERSED:		ABATED:		6/19/08
97-100673	CHAMBERLAIN J	310	72.34	65.09	9.76	29.00	103.85	P	6/29/07
					REVERSED:		ABATED:		6/19/08
97-100677	CHAPMAN HARRY	100	18.29	16.09	2.41	29.00	47.50	P	6/29/07
					REVERSED:		ABATED:		6/19/08
97-100696	CHISHOLMBROMSMILLE	100	109.74	96.55	14.48	29.00	140.03	P	6/29/07
					REVERSED:		ABATED:		6/19/08
97-100707	CIEHANSKI W R & D M	110	12.45	10.91	1.64	29.00	41.55	P	6/29/07
					REVERSED:		ABATED:		6/19/08
		--CITY--	4.79	2.77	42	00	3.19		
97-100755	COLEMAN DEBORAH	100	60.36	53.11	7.97	29.00	50.08	P	6/29/07
					REVERSED:		ABATED:		6/19/08
97-100799	COOKE CLARKE	110	23.13	20.27	3.04	29.00	52.31	P	6/29/07
					REVERSED:		ABATED:		6/19/08
		--CITY--	8.87	5.13	77	00	5.90		
97-100813	COOPER TIMOTHY	130	136.01	120.18	18.03	29.00	167.21	P	6/29/07
					REVERSED:		ABATED:		6/19/08
97-100834	COUTEE SALLY	120	16.29	16.09	2.41	29.00	47.50	P	6/29/07
					REVERSED:		ABATED:		6/19/08
		--CITY--	1.35	0.00	00	00	0.00		
97-100839	COWARD MARTY	500	85.47	78.43	11.76	29.00	119.19	P	6/29/07
					REVERSED:		ABATED:		6/19/08
97-100841	COWART KENNETH	100	16.46	14.48	2.17	29.00	45.65	P	6/29/07
					REVERSED:		ABATED:		6/19/08
97-100845	COX B E & D R	130	134.01	120.18	18.03	29.00	167.21	P	6/29/07
					REVERSED:		ABATED:		6/19/08
97-100846	COX BRIAN	130	139.79	123.52	18.53	29.00	171.05	P	6/29/07
					REVERSED:		ABATED:		6/19/08
97-100847	COX C	310	113.98	102.55	15.38	29.00	146.73	P	6/29/07
					REVERSED:		ABATED:		6/19/08
97-100854	COX II JOHN	320	48.29	43.01	6.45	29.00	78.46	P	6/29/07
					REVERSED:		ABATED:		6/19/08
		--CITY--	34.08	22.85	3.43	00	25.28		
97-100886	CREEEL JAMES	310	144.67	130.16	19.52	29.00	178.68	P	6/29/07
					REVERSED:		ABATED:		6/19/08
97-100888	CREEEL G D & T B	130	130.94	115.17	17.28	29.00	161.45	P	6/29/07
					REVERSED:		ABATED:		6/19/08
97-100900	CRIBB SAMUEL	100	31.09	27.35	4.10	29.00	60.45	P	6/29/07
					REVERSED:		ABATED:		6/19/08
97-100905	CRIMMINGER JAMES	100	32.92	28.96	4.34	29.00	62.30	P	6/29/07
					REVERSED:		ABATED:		6/19/08

NULLIBONAS REVERSED 3/07/08 - 8/07/08 REAL PERSONAL, & COMMERCIAL PROPERTY

RECEIPT#	NAME	DIST	TAX BEFORE EX.	TAX AFTER EX.	PENALTY	COST	R-REAL TOTAL TAX	P-PER C-COM	DATE
97-100920	CULICK ONEAL	310	13.15	11.83	1.77	29.00	42.60	P	6/29/07
					REVERSED:		ABATED:		6/19/08
					18.78	29.00	172.97	P	6/29/07
97-100930	DANASK MICHAEL	130	141.68	125.19	REVERSED:		ABATED:		6/19/08
					1.50	29.00	40.51	P	6/29/07
97-100937	DANIELS JAMES	130	11.33	10.01	REVERSED:		ABATED:		6/19/08
					1.87	29.00	43.34	P	6/29/07
97-100956	DAVIS WILBURN	110	14.23	12.47	REVERSED:		ABATED:		6/19/08
		--CITY--	5.47	3.16	47	00	3.63		
97-100971	DEAS MERENE	100	23.78	20.92	3.14	29.00	53.06	P	6/29/07
					REVERSED:		ABATED:		6/19/08
					19.79	29.00	180.74	P	6/29/07
97-100974	DEATON DON	100	149.98	131.95	REVERSED:		ABATED:		6/19/08
					4.16	29.00	60.89	P	6/29/07
97-100993	DENNIS JIMMY	510	30.37	27.73	REVERSED:		ABATED:		6/19/08
		--CITY--	6.64	2.06	31	00	2.37		
97-100994	DENNIS JIMMY	510	30.37	27.73	4.16	29.00	60.89	P	6/29/07
					REVERSED:		ABATED:		6/19/08
		--CITY--	6.64	2.06	31	00	2.37		
97-100995	DENNIS JR W	310	46.03	41.41	6.21	29.00	76.62	P	6/29/07
					REVERSED:		ABATED:		6/19/08
					25.44	29.00	224.04	P	6/29/07
97-100996	DENNIS JR WM	310	188.51	169.60	REVERSED:		ABATED:		6/19/08
					2.81	29.00	50.52	P	6/29/07
97-101003	DEVAUGHN TIM	110	21.35	18.71	REVERSED:		ABATED:		6/19/08
		--CITY--	8.21	4.74	71	00	5.45		
97-101012	DICKSON WILLIE JU	100	10.97	9.65	1.45	29.00	40.10	P	6/29/07
					REVERSED:		ABATED:		6/19/08
					9.17	29.00	99.31	P	6/29/07
97-101034	DOUGLAS JERRY	100	69.50	61.14	REVERSED:		ABATED:		6/19/08
					20.28	29.00	184.45	P	6/29/07
97-101041	DOWNING TRACY	100	153.64	135.17	REVERSED:		ABATED:		6/19/08
					3.86	29.00	58.60	P	6/29/07
97-101042	DOWNING TRACY	100	29.26	25.74	REVERSED:		ABATED:		6/19/08
					31.06	29.00	267.13	P	6/29/07
97-101047	DOZIER CHARLES	300	230.16	207.07	REVERSED:		ABATED:		6/19/08
					5.33	29.00	69.83	P	6/29/07
97-101054	DRIGGERS C	310	39.46	35.50	REVERSED:		ABATED:		6/19/08
					4.51	29.00	63.55	P	6/29/07
97-101055	DRIGGERS DEBORAH	130	34.00	30.04	REVERSED:		ABATED:		6/19/08
					7.76	29.00	88.50	P	6/29/07
97-101056	DRIGGERS DEBORAH	130	58.56	51.74	REVERSED:		ABATED:		6/19/08
					1.45	29.00	40.10	P	6/29/07
97-101058	DRIGGERS GLENNIE	100	10.97	9.65	REVERSED:		ABATED:		6/19/08
					15.69	29.00	149.29	P	6/29/07
97-101060	DRIGGERS GRACIE	100	118.89	104.60	REVERSED:		ABATED:		6/19/08
					5.07	29.00	67.86	P	6/29/07
97-101066	DRIGGERS T & V & M	100	38.41	33.79	REVERSED:		ABATED:		6/19/08
					4.83	29.00	66.01	P	6/29/07
97-101067	DRIGGERS TERRY	100	36.58	32.18	REVERSED:		ABATED:		6/19/08

RECEIPT#	NAME	DIST	TAX BEFORE EX.	TAX AFTER EX.	PENALTY	COST	R-REAL TOTAL TAX	P-PER C-COM	DATE
97-101068	DRIGGERS TW & V & M	100	42.07	37.01	5.55	27.00	71.54	P	6/29/07
					REVERSED:		ABATED:		
97-101100	DUTTON ROBERT	100	43.90	38.62	5.79	29.00	73.41	P	6/29/07
					REVERSED:		ABATED:		
97-101116	EDDY JR THOMAS	500	51.43	56.37	8.46	29.00	93.83	P	6/29/07
					REVERSED:		ABATED:		
97-101135	ECKERT F E & A W	100	349.34	307.34	46.10	29.00	382.44	P	6/29/07
					REVERSED:		ABATED:		
97-101150	EDWARDS WILLIAM	130	17.00	15.02	2.25	29.00	46.27	P	6/29/07
					REVERSED:		ABATED:		
97-101151	EDWARDS WILLIAM	130	71.78	63.42	9.51	29.00	101.93	P	6/29/07
					REVERSED:		ABATED:		
97-101152	EDWARDS WILLIAM	130	42.34	55.09	8.26	29.00	92.35	P	6/29/07
					REVERSED:		ABATED:		
97-101185	ETHRIDGE JR L	200	13.73	12.41	1.86	29.00	43.27	P	6/29/07
					REVERSED:		ABATED:		
97-101196	EVANS ELLIS	310	15.34	13.80	2.07	29.00	44.87	P	6/29/07
					REVERSED:		ABATED:		
97-101231	EVANS RICHARD	100	12.80	11.26	1.69	29.00	41.95	P	6/29/07
					REVERSED:		ABATED:		
97-101232	EVANS RICHARD	100	95.11	83.68	12.55	29.00	125.23	P	6/29/07
					REVERSED:		ABATED:		
97-101233	EVANS RICHARD	100	31.09	27.35	4.10	29.00	60.45	P	6/29/07
					REVERSED:		ABATED:		
97-101277	FIELDS JERRY	130	13.22	11.68	1.75	29.00	42.43	P	6/29/07
					REVERSED:		ABATED:		
97-101304	FLORENCE PETERBILT	110	10.67	9.35	1.40	29.00	39.75	P	6/29/07
					REVERSED:		ABATED:		
		---CITY---	4.10	2.37	.36	00	2.73		
97-101305	FLOWERS DAVID	110	16.01	14.03	2.10	29.00	45.13	P	6/29/07
					REVERSED:		ABATED:		
		---CITY---	6.16	3.56	.53	00	4.09		
97-101316	FLOYD DAVID	310	28.50	25.64	3.85	29.00	58.49	P	6/29/07
					REVERSED:		ABATED:		
97-101365	FOGNER STEVE	100	21.95	19.31	2.90	29.00	51.21	P	6/29/07
					REVERSED:		ABATED:		
97-101377	FOSTER BETTIE	100	18.29	16.09	2.41	29.00	47.50	P	6/29/07
					REVERSED:		ABATED:		
97-101378	FOSTER BETTY	100	148.15	130.34	19.55	29.00	178.89	P	6/29/07
					REVERSED:		ABATED:		
97-101379	FOSTER LARRY	110	17.79	15.59	2.34	29.00	46.93	P	6/29/07
					REVERSED:		ABATED:		
		---CITY---	6.84	3.95	.59	00	4.54		
97-101390	FOXWORTH GENE	200	20.60	18.62	2.79	29.00	50.41	P	6/29/07
					REVERSED:		ABATED:		
97-101394	FRANCIS KYLE	100	16.46	14.48	2.17	29.00	45.65	P	6/29/07
					REVERSED:		ABATED:		
97-101413	FULGHUM DAVID	310	17.54	15.78	2.37	29.00	47.15	P	6/29/07
					REVERSED:		ABATED:		
97-101416	FURMAN BRYANT	130	18.89	16.69	2.50	29.00	48.19	P	6/29/07
					REVERSED:		ABATED:		

RECEIPT#	NAME	DIST	TAX BEFORE EX.	TAX AFTER EX.	PENALTY	COST	R-REAL TOTAL TAX	P-PER C-COM	DATE NB
97-101422	GAINNEY ROBERT	100	14.63	12.87	1.93 REVERSED:	29.00	43.80 ABATED:	P	6/29/07
97-101423	GAINNEY ROBERT	100	20.12	17.70	2.66 REVERSED:	29.00	49.36 ABATED:	P	6/29/07
97-101427	GALLIHER GALE	130	24.56	21.70	3.26 REVERSED:	29.00	53.96 ABATED:	P	6/29/07
97-101428	GALLOWAY & COGHLAN	110	33.80	29.62	4.44 REVERSED:	29.00	63.06 ABATED:	P	6/29/07
		---CITY---	13.00	7.50	1.13	00	8.63		
97-101430	GALLOWAY ANTHONY	110	32.02	28.06	4.21 REVERSED:	29.00	61.27 ABATED:	P	6/29/07
		---CITY---	12.31	7.10	1.07	00	8.17		
97-101461	GASKINS JOEY	310	37.26	33.52	5.03 REVERSED:	29.00	67.55 ABATED:	P	6/29/07
97-101472	GAVALAS ANTHONY	320	62.37	55.55	8.33 REVERSED:	29.00	92.88 ABATED:	P	6/29/07
		---CITY---	44.02	29.51	4.43	00	33.94		
97-101476	GENEFRETTE ROBERT	510	15.19	13.87	2.08 REVERSED:	29.00	44.95 ABATED:	P	6/29/07
		---CITY---	3.32	1.03	15	00	1.18		
97-101480	GEORGER JOSEPH	110	35.58	31.18	4.68 REVERSED:	29.00	64.86 ABATED:	P	6/29/07
		---CITY---	13.69	7.90	1.19	00	9.09		
97-101481	GEORGER JOSEPH	110	26.67	23.37	3.51 REVERSED:	29.00	55.90 ABATED:	P	6/29/07
		---CITY---	10.26	5.92	89	00	6.81		
97-101506	GODBOLD TOMMY	110	28.46	24.94	3.74 REVERSED:	29.00	57.68 ABATED:	P	6/29/07
		---CITY---	10.94	6.31	95	00	7.26		
97-101507	GODBOLD TOMMY	110	12.45	10.91	1.64 REVERSED:	29.00	41.55 ABATED:	P	6/29/07
		---CITY---	4.79	2.77	42	00	3.19		
97-101520	GODWIN JUDITH	320	28.17	25.09	3.76 REVERSED:	29.00	57.85 ABATED:	P	6/29/07
		---CITY---	19.88	13.33	2.00	00	15.33		
97-101527	GOLDMAN D E & L M	330	58.35	51.97	7.80 REVERSED:	29.00	88.77 ABATED:	P	6/29/07
		---CITY---	17.40	6.51	98	00	7.49		
97-101528	GOLDMAN D E & L M	330	24.14	21.50	3.23 REVERSED:	29.00	53.73 ABATED:	P	6/29/07
		---CITY---	7.20	2.70	41	00	3.11		
97-101530	GOLDMAN DONALD	330	74.44	66.31	9.95 REVERSED:	29.00	105.26 ABATED:	P	6/29/07
		---CITY---	22.20	8.31	1.25	00	9.56		

REAL, PERSONAL, & COMMERCIAL PROPERTY

3/07/08 - 6/07/08

NULLIRONAS REVERSED

RECEIPT#	NAME	DIST	TAX BEFORE EX.	TAX AFTER EX.	PENALTY	COST	R-REAL TOTAL TAX	P-PER C-COM	DATE
97-101852	HAYNES RONALD	100	16.46	14.48	2.17	29.00	45.65	P	6/29/07
					REVERSED:	6/19/08	ABATED:		6/19/08
97-101854	HAYWOOD WILLIAM	120	21.95	19.31	2.90	29.00	51.21	P	6/29/07
		---CITY---	1.63	.00	REVERSED:	6/19/08	ABATED:		6/19/08
97-101869	HEINERDINGER R	100	20.12	17.70	2.66	29.00	49.36	P	6/29/07
					REVERSED:	6/19/08	ABATED:		6/19/08
97-101875	HELMS RICHARD	100	40.24	35.40	5.31	29.00	69.71	P	6/29/07
					REVERSED:	6/19/08	ABATED:		6/19/08
97-101888	HERNANDEZ JAUN	110	40.92	35.86	5.38	29.00	70.24	P	6/29/07
		---CITY---	15.73	9.08	REVERSED:	6/19/08	ABATED:		6/19/08
97-101892	HERRING JAMES	400	115.41	105.74	15.86	29.00	150.60	P	6/29/07
					REVERSED:	6/19/08	ABATED:		6/19/08
97-101913	HICKS JR JAMES	110	17.79	15.59	2.34	29.00	46.93	P	6/29/07
		---CITY---	6.84	3.95	REVERSED:	6/19/08	ABATED:		6/19/08
97-101921	HICKS RICKY	130	15.11	13.35	2.00	29.00	44.35	P	6/29/07
					REVERSED:	6/19/08	ABATED:		6/19/08
97-101942	HINTON JR WM	100	40.24	35.40	5.31	29.00	69.71	P	6/29/07
					REVERSED:	6/19/08	ABATED:		6/19/08
97-101963	HOLBROOK CHIP	100	29.78	20.92	3.14	29.00	53.06	P	6/29/07
					REVERSED:	6/19/08	ABATED:		6/19/08
97-101966	HOLCOMB R A & M E	100	32.92	28.96	4.34	29.00	62.30	P	6/29/07
					REVERSED:	6/19/08	ABATED:		6/19/08
97-101967	HOLCOMB RICHARD	100	10.97	9.65	1.45	29.00	40.10	P	6/29/07
					REVERSED:	6/19/08	ABATED:		6/19/08
97-101979	HOLLAND MICHAEL	100	12.80	11.26	1.69	29.00	41.95	P	6/29/07
					REVERSED:	6/19/08	ABATED:		6/19/08
97-101981	HOLLIDAY B	100	21.95	19.31	2.90	29.00	51.21	P	6/29/07
					REVERSED:	6/19/08	ABATED:		6/19/08
97-101988	HOLLOWAN LAVERNIE	130	11.33	10.01	1.50	29.00	40.51	P	6/29/07
					REVERSED:	6/19/08	ABATED:		6/19/08
97-102017	HOWARD C K & N R	130	105.78	93.47	14.02	29.00	136.49	P	6/29/07
					REVERSED:	6/19/08	ABATED:		6/19/08
97-102019	HOWARD C K & N R	130	66.12	58.42	8.76	29.00	96.18	P	6/29/07
					REVERSED:	6/19/08	ABATED:		6/19/08
97-102030	HOWELL CHRISTINE	500	18.70	17.16	2.57	29.00	48.73	P	6/29/07
					REVERSED:	6/19/08	ABATED:		6/19/08
97-102031	HOWELL JON	110	215.26	188.65	28.30	29.00	245.95	P	6/29/07
		---CITY---	82.76	47.75	7.16	.00	54.91		6/19/08
97-102037	HRLYSVL MUT INS CO	110	35.58	31.18	4.68	29.00	64.86	P	6/29/07
		---CITY---	13.68	7.90	REVERSED:	6/19/08	ABATED:		6/19/08
97-102048	HUDSON/HUDSPETH	130	110.34	100.15	15.02	29.00	144.17	P	6/29/07
					REVERSED:	6/19/08	ABATED:		6/19/08
97-102058	HUGGINS STEVE	130	11.33	10.01	1.19	29.00	40.51	P	6/29/07
					REVERSED:	6/19/08	ABATED:		6/19/08

RECEIPT#	NAME	DIST	TAX BEFORE EX.	TAX AFTER EX.	PENALTY	COST	R-REAL TOTAL TAX	P-PER C-COM	DATE NB
97-102062	HUGHES GREGG	130	24.56	21.70	3.26	29.00	53.96	P	6/29/07
					REVERSED:	6/19/08	ABATED:		
97-102095	HUTCHINSON USED CA	100	21.95	19.31	2.90	29.00	51.21	P	6/29/07
					REVERSED:	6/19/08	ABATED:		
97-102102	HYATT STEPHEN	130	11.33	10.01	1.50	29.00	40.51	P	6/29/07
					REVERSED:	6/19/08	ABATED:		
97-102122	HYMAN VALERIE	200	77.83	70.35	10.55	29.00	109.90	P	6/29/07
					REVERSED:	6/19/08	ABATED:		
97-102124	INGRAH JIMMY	130	17.00	15.02	2.25	29.00	45.27	P	6/29/07
					REVERSED:	6/19/08	ABATED:		
97-102128	INTEMANN STEPHEN	100	80.48	70.81	10.62	29.00	110.43	P	6/29/07
					REVERSED:	6/19/08	ABATED:		
97-102130	IRBY T MCGRIFF	100	217.65	191.48	28.72	29.00	249.20	P	6/29/07
					REVERSED:	6/19/08	ABATED:		
97-102132	ISGETT DAVID	130	11.33	10.01	1.50	29.00	40.51	P	6/29/07
					REVERSED:	6/19/08	ABATED:		
97-102137	IVEY KEN	130	11.33	10.01	1.50	29.00	40.51	P	6/29/07
					REVERSED:	6/19/08	ABATED:		
97-102143	JACKSON DIANE	130	85.01	75.12	11.27	29.00	115.39	P	6/29/07
					REVERSED:	6/19/08	ABATED:		
97-102149	JACKSON RICHARD	100	153.64	135.17	20.28	29.00	184.45	P	6/29/07
					REVERSED:	6/19/08	ABATED:		
97-102151	JACKSON WILLIAM	100	14.63	12.87	1.93	29.00	43.80	P	6/29/07
					REVERSED:	6/19/08	ABATED:		
97-102168	JAMES LARRY	130	266.35	235.35	35.30	29.00	299.65	P	6/29/07
					REVERSED:	6/19/08	ABATED:		
97-102176	JARRELL WILLIAM	110	10.67	9.35	1.40	29.00	39.75	P	6/29/07
					REVERSED:	6/19/08	ABATED:		
		--CITY--	4.10	2.37	36	00	2.73		
97-102188	JEFFORDS D	130	17.00	15.02	2.25	29.00	46.27	P	6/29/07
					REVERSED:	6/19/08	ABATED:		
97-102200	JENKINS J R & V M	130	20.78	18.36	2.75	29.00	50.11	P	6/29/07
					REVERSED:	6/19/08	ABATED:		
97-102207	JENKINS W	210	13.73	12.41	1.86	29.00	43.27	P	6/29/07
					REVERSED:	6/19/08	ABATED:		
		--CITY--	5.24	2.71	41	00	3.12		
97-102219	JOHNSON DAVID	110	35.58	31.18	4.68	29.00	64.84	P	6/29/07
					REVERSED:	6/19/08	ABATED:		
		--CITY--	13.68	7.90	1.19	00	9.09		
97-102247	JOHNSON PAUL	100	43.90	38.62	5.79	29.00	73.41	P	6/29/07
					REVERSED:	6/19/08	ABATED:		
97-102291	JONES LLOYD	200	18.31	16.55	2.48	29.00	48.03	P	6/29/07
					REVERSED:	6/19/08	ABATED:		
97-102315	JORDAN JR D	100	65.96	75.63	11.34	29.00	115.97	P	6/29/07
					REVERSED:	6/19/08	ABATED:		
97-102318	JORDAN LARRY	100	38.41	33.79	5.07	29.00	67.86	P	6/29/07
					REVERSED:	6/19/08	ABATED:		
97-102326	JORDAN MICHAEL	100	16.46	14.48	2.17	29.00	45.65	P	6/29/07
					REVERSED:	6/19/08	ABATED:		
97-102336	JOSEY MARK	110	44.48	38.98	5.85	29.00	73.83	P	6/29/07
					REVERSED:	6/19/08	ABATED:		
		--CITY--	17.10	9.87	1.48	00	11.35		

RECEIPT#	NAME	DIST	TAX BEFORE EX.	TAX AFTER EX.	PENALTY	COST	R-REAL TOTAL TAX	P-PER C-COM	DATE
97-102345	KAISER DOUGLAS	100	49.38	43.44	6.52	29.00	78.96	P	6/29/07
					REVERSED:	6/19/08	ABATED:	6/19/08	6/29/07
97-102356	KEEFE ROBERT	110	14.23	12.47	1.87	29.00	43.34	P	6/29/07
					REVERSED:	6/19/08	ABATED:	6/19/08	6/29/07
		---CITY---	5.47	3.16	.47	.00	3.63		
97-102373	KELLY CURTIS	100	10.97	9.65	1.45	29.00	40.10	P	6/29/07
					REVERSED:	6/19/08	ABATED:	6/19/08	6/29/07
97-102376	KELLY VELMA	100	82.91	72.42	10.86	29.00	112.28	P	6/29/07
					REVERSED:	6/19/08	ABATED:	6/19/08	6/29/07
97-102381	KENNEDY MARK	110	26.67	23.39	3.51	29.00	55.90	P	6/29/07
					REVERSED:	6/19/08	ABATED:	6/19/08	6/29/07
		---CITY---	10.26	5.92	.89	.00	6.81		
97-102382	KENNEDY MARK	110	19.57	17.15	2.57	29.00	48.72	P	6/29/07
					REVERSED:	6/19/08	ABATED:	6/19/08	6/29/07
		---CITY---	7.52	4.34	.65	.00	4.99		
97-102394	KENNEDY VERNON	130	13.22	11.68	1.75	29.00	42.43	P	6/29/07
					REVERSED:	6/19/08	ABATED:	6/19/08	6/29/07
97-102396	KENNY JOHN	100	42.07	37.01	5.55	29.00	71.56	P	6/29/07
					REVERSED:	6/19/08	ABATED:	6/19/08	6/29/07
97-102397	KENNY JOHN	100	18.29	16.09	2.41	29.00	47.50	P	6/29/07
					REVERSED:	6/19/08	ABATED:	6/19/08	6/29/07
97-102390	KIGHT CLIFFORD	130	18.87	16.67	2.50	29.00	48.19	P	6/29/07
					REVERSED:	6/19/08	ABATED:	6/19/08	6/29/07
97-102393	KILLIAN WILLIAM	410	106.34	96.88	14.53	29.00	140.41	P	6/29/07
					REVERSED:	6/19/08	ABATED:	6/19/08	6/29/07
		---CITY---	38.70	17.88	2.68	.00	20.56		
97-102394	KILLIAN WILLIAM	410	202.79	184.76	27.71	29.00	241.47	P	6/29/07
					REVERSED:	6/19/08	ABATED:	6/19/08	6/29/07
		---CITY---	73.80	34.09	5.11	.00	39.20		
97-102397	KING III H	320	450.69	401.43	60.21	29.00	490.64	P	6/29/07
					REVERSED:	6/19/08	ABATED:	6/19/08	6/29/07
		---CITY---	318.08	213.24	31.99	.00	245.23		
97-102401	KING JR REAMER	320	537.20	478.49	71.77	29.00	579.26	P	6/29/07
					REVERSED:	6/19/08	ABATED:	6/19/08	6/29/07
		---CITY---	379.14	254.17	38.13	.00	292.30		
97-102420	KIRSHY JIM	100	58.53	51.49	7.72	29.00	88.21	P	6/29/07
					REVERSED:	6/19/08	ABATED:	6/19/08	6/29/07
97-102421	KIRSHY JIM	100	29.26	25.74	3.86	29.00	58.50	P	6/29/07
					REVERSED:	6/19/08	ABATED:	6/19/08	6/29/07
97-102424	KNIGHT DAVID	100	14.63	12.87	1.93	29.00	43.80	P	6/29/07
					REVERSED:	6/19/08	ABATED:	6/19/08	6/29/07
97-102452	LAMBERT GARDL	320	16.10	14.34	2.15	29.00	45.49	P	6/29/07
					REVERSED:	6/19/08	ABATED:	6/19/08	6/29/07
		---CITY---	11.36	7.62	1.14	.00	8.76		
97-102472	LANE RANDY	310	219.20	197.21	29.58	29.00	255.79	P	6/29/07
					REVERSED:	6/19/08	ABATED:	6/19/08	6/29/07

NULLIBONAS REVERSED 3/07/08 - 8/07/08 REAL, PERSONAL, & COMMERCIAL PROPERTY

RECEIPT#	NAME	DIST	TAX BEFORE EX.	TAX AFTER EX.	PENALTY	COST	R-REAL TOTAL TAX	P-PER C-COM	DATE
97-102473	LANE RANDY	310	26.30	23.66	3.55	29.00	56.21	P	6/29/07
					REVERSED:		ABATED:		6/19/08
97-102476	LANE ROOFING CO	310	241.12	214.93	52.54	29.00	278.47	P	6/29/07
					REVERSED:		ABATED:		6/19/08
97-102479	LANE STEVE	310	181.94	163.69	24.55	29.00	217.24	P	6/29/07
					REVERSED:		ABATED:		6/19/08
97-102490	LANGSTON DAVID	100	62.19	54.71	8.21	29.00	91.92	P	6/29/07
					REVERSED:		ABATED:		6/19/08
97-102500	LARRIMORE CRAIG	110	14.23	12.47	1.87	29.00	43.34	P	6/29/07
		--CITY--	5.47	3.16	4.7	00	ABATED:		6/19/08
97-102557	LEE RONNIE	300	15.34	13.80	2.07	29.00	44.87	P	6/29/07
					REVERSED:		ABATED:		6/19/08
97-102558	LEE SHADD	110	17.79	15.59	2.34	29.00	45.93	P	6/29/07
		--CITY--	6.84	3.95	5.9	00	ABATED:		6/19/08
97-102560	LESENE B	110	21.35	18.71	2.81	29.00	50.52	P	6/29/07
		--CITY--	8.21	4.74	7.1	00	ABATED:		6/19/08
97-102596	LOCKLAIR TOMMY	300	21.92	19.72	2.96	29.00	51.68	P	6/29/07
					REVERSED:		ABATED:		6/19/08
97-102597	LOCKLAIR TOMMY	300	35.07	31.55	4.73	29.00	65.28	P	6/29/07
					REVERSED:		ABATED:		6/19/08
97-102601	LONG RALPH	310	13.15	11.83	1.77	29.00	42.60	P	6/29/07
					REVERSED:		ABATED:		6/19/08
97-102604	LYERLY LARRY	100	12.80	11.26	1.69	29.00	41.95	P	6/29/07
					REVERSED:		ABATED:		6/19/08
97-102667	MACK III R	130	15.11	13.35	2.00	29.00	44.35	P	6/29/07
					REVERSED:		ABATED:		6/19/08
97-102678	MALUSA CLAUDIO	100	34.75	30.57	4.59	29.00	64.16	P	6/29/07
					REVERSED:		ABATED:		6/19/08
97-102679	MALUSA CLAUDIO	100	18.29	14.09	2.41	29.00	47.50	P	6/29/07
					REVERSED:		ABATED:		6/19/08
97-102680	MALVA GOMES M A	100	12.80	11.26	1.69	29.00	41.95	P	6/29/07
					REVERSED:		ABATED:		6/19/08
97-102681	MALVA-GOMES M	100	23.78	20.92	3.14	29.00	53.06	P	6/29/07
					REVERSED:		ABATED:		6/19/08
97-102691	MARLOW ELANA	500	259.09	237.76	35.66	29.00	302.42	P	6/29/07
					REVERSED:		ABATED:		6/19/08
97-102712	MARSHALL NEAL	110	14.23	12.47	1.87	29.00	43.34	P	6/29/07
		--CITY--	5.47	3.16	4.7	00	ABATED:		6/19/08
97-102724	MARTIN II LISTON	400	16.36	14.82	2.52	29.00	48.34	P	6/29/07
					REVERSED:		ABATED:		6/19/08
97-102725	MARTIN ROBERT	110	10.67	9.35	1.40	29.00	39.75	P	6/29/07
		--CITY--	4.10	2.37	3.6	00	ABATED:		6/19/08
97-102730	MARTIN ROBERT	110	14.23	12.47	1.87	29.00	43.34	P	6/29/07
		--CITY--	5.47	3.16	4.7	00	ABATED:		6/19/08

MULLIBRIAS REVERSED 3/07/08 -- 8/07/08 REAL, PERSONAL, & COMMERCIAL PROPERTY

RECEIPT#	NAME	DIST	TAX BEFORE EX.	TAX AFTER EX.	PENALTY	COST	R-REAL TOTAL TAX	P-PER C-COM	DATE NB
97-102737	MATHENY RAYMOND	110 --CITY--	44.48 17.10	38.98 9.87	5.85 REVERSED: 1.48	29.00 00	73.83 ABATED: 11.35	P 6/19/08	6/29/07
97-102741	MATHEWS JASON	320 --CITY--	20.12 14.20	17.92 9.52	2.69 REVERSED: 1.43	29.00 00	49.61 ABATED: 10.95	P 6/19/08	6/29/07
97-102742	MATHEWS JASON	320 --CITY--	22.13 15.62	19.71 10.47	2.96 REVERSED: 1.57	29.00 00	51.67 ABATED: 12.04	P 6/19/08	6/29/07
97-102744	MATHEWS RAY	100	10.97	9.65	1.45 REVERSED:	29.00	40.10 ABATED:	P 6/19/08	6/29/07
97-102760	MATTHEWS CLIFF	200	86.98	78.62	11.79 REVERSED:	29.00	119.41 ABATED:	P 6/19/08	6/29/07
97-102807	MATTHEWS EDDIE	320 --CITY--	18.11 12.78	16.13 8.57	2.42 REVERSED: 1.29	29.00 00	47.55 ABATED: 9.86	P 6/19/08	6/29/07
97-102768	MATTHEWS EDDIE	320 --CITY--	18.11 12.78	16.13 8.57	2.42 REVERSED: 1.29	29.00 00	47.55 ABATED: 9.86	P 6/19/08	6/29/07
97-102785	MATTHEWS MARK	100	34.75	30.57	4.59 REVERSED:	29.00	64.16 ABATED:	P 6/19/08	6/29/07
97-102786	MATTHEWS MARK	100	60.36	53.11	7.97 REVERSED:	29.00	90.08 ABATED:	P 6/19/08	6/29/07
97-102799	MATTHEWS BARRY	310	19.73	17.75	2.66 REVERSED:	29.00	49.41 ABATED:	P 6/19/08	6/29/07
97-102809	MATTHEWS W	130	17.00	15.02	2.25 REVERSED:	29.00	46.27 ABATED:	P 6/19/08	6/29/07
97-102811	MATTHEWS WALTER	130	11.33	10.01	1.50 REVERSED:	29.00	40.51 ABATED:	P 6/19/08	6/29/07
97-102826	MCALLISTER THOMAS	310	26.30	23.66	3.55 REVERSED:	29.00	56.21 ABATED:	P 6/19/08	6/29/07
97-102894	MCELVEEN JR J	400	20.98	19.22	2.88 REVERSED:	29.00	51.10 ABATED:	P 6/19/08	6/29/07
97-102895	MCELVEEN JR JAMES	400	81.31	74.49	11.17 REVERSED:	29.00	114.66 ABATED:	P 6/19/08	6/29/07
97-102909	MCGEE CHARLES	300	15.34	13.80	2.07 REVERSED:	29.00	44.87 ABATED:	P 6/19/08	6/29/07
97-102912	MCGEE DURELL	310	39.46	35.50	5.33 REVERSED:	29.00	69.83 ABATED:	P 6/19/08	6/29/07
97-102939	MCKENZIE F & M	310	85.47	76.91	11.54 REVERSED:	29.00	117.45 ABATED:	P 6/19/08	6/29/07
97-102939	MCKENZIE FRANK&MAY	310	32.88	29.58	4.44 REVERSED:	29.00	63.02 ABATED:	P 6/19/08	6/29/07
97-102940	MCKENZIE HENRY	310	15.34	13.80	2.07 REVERSED:	29.00	44.87 ABATED:	P 6/19/08	6/29/07
97-102941	MCKENZIE JAMES	100	27.44	24.14	3.62 REVERSED:	29.00	56.76 ABATED:	P 6/19/08	6/29/07
97-102945	MCKENZIE MICHAEL	320 --CITY--	48.29 34.08	43.01 23.85	6.45 REVERSED: 3.43	29.00 00	78.46 ABATED: 25.28	P 6/19/08	6/29/07

RECEIPT#	NAME	DIST	TAX BEFORE EX.	TAX AFTER EX.	PENALTY	COST	R-REAL TOTAL TAX	P-PER C-COM	DATE NB
97-102946	MCKENZIE MICHAEL	320 --CITY--	56.34 39.75	50.18 26.56	7.53 REVERSED: 4.00	29.00 00	86.71 ABATED: 30.66	P 6/19/08	6/29/07
97-102950	MCKENZIE S ALLEN	310	195.09	175.52	26.33 REVERSED:	29.00	230.85 ABATED:	P 6/19/08	6/29/07
97-102951	MCKENZIE S ALLEN	310	188.51	169.60	25.44 REVERSED:	29.00	224.04 ABATED:	P 6/19/08	6/29/07
97-102956	MCKINZIE FRANKLIN	110 --CITY--	12.45 4.79	10.91 2.77	1.64 REVERSED: 42	29.00 00	41.55 ABATED: 3.19	P 6/19/08	6/29/07
97-102963	MCLAIN CHARLES	110	14.23	12.47	1.87 REVERSED:	29.00	43.34 ABATED:	P 6/19/08	6/29/07
97-102964	MCLAIN CHARLES	110 --CITY--	23.13 5.47	20.27 3.16	3.04 REVERSED: 77	29.00 00	52.31 ABATED: 5.90	P 6/19/08	6/29/07
97-102965	MCLAIN III C	110 --CITY--	10.67 4.10	9.35 2.37	1.40 REVERSED: 36	29.00 00	39.75 ABATED: 2.73	P 6/19/08	6/29/07
97-102989	MCPHERSON THOMAS	100	42.07	37.01	5.55 REVERSED:	29.00	71.56 ABATED:	P 6/19/08	6/29/07
97-103001	WEEKS MARION	100	32.92	28.96	4.34 REVERSED:	29.00	62.30 ABATED:	P 6/19/08	6/29/07
97-103017	MERRILL RUSSELL	100	23.78	20.92	3.14 REVERSED:	29.00	53.06 ABATED:	P 6/19/08	6/29/07
97-103031	MILES EDWARD	310	35.07	31.55	4.73 REVERSED:	29.00	65.28 ABATED:	P 6/19/08	6/29/07
97-103040	MILES LINDWARD	110 --CITY--	14.23 5.47	12.47 3.16	1.87 REVERSED: 47	29.00 00	43.34 ABATED: 3.63	P 6/19/08	6/29/07
97-103046	MILES THOMAS	310	15.34	13.80	2.07 REVERSED:	29.00	44.87 ABATED:	P 6/19/08	6/29/07
97-103048	MILLER CHARLES	100	18.29	15.09	2.41 REVERSED:	29.00	47.50 ABATED:	P 6/19/08	6/29/07
97-103063	MILLER LARRY	200	13.73	12.41	1.86 REVERSED:	29.00	43.27 ABATED:	P 6/19/08	6/29/07
97-103068	MILLER&BROWN&CHISH	100	51.21	45.05	6.76 REVERSED:	29.00	80.81 ABATED:	P 6/19/08	6/29/07
97-103076	MIRE JR DONALD	130	22.67	20.03	3.00 REVERSED:	29.00	52.03 ABATED:	P 6/19/08	6/29/07
97-103081	MISHOME GLENN	130	86.89	76.78	11.52 REVERSED:	29.00	117.30 ABATED:	P 6/19/08	6/29/07
97-103085	MIXSON WILLIAM	400	18.36	16.82	2.52 REVERSED:	29.00	48.34 ABATED:	P 6/19/08	6/29/07
97-103097	MOORE A P & S C	100	10.97	9.65	1.45 REVERSED:	29.00	40.10 ABATED:	P 6/19/08	6/29/07
97-103112	MOORE DOROTHY	320 --CITY--	28.17 19.88	25.07 13.33	3.76 REVERSED: 2.00	29.00 00	57.85 ABATED: 15.33	P 6/19/08	6/29/07

RECEIPT#	NAME	DIST	TAX BEFORE EX.	TAX AFTER EX.	PENALTY	COST	R-REAL TOTAL TAX	P-PER C-COM	DATE
97-103114	MOORE I I I ERNEST	100	10.97	9.45	REVERSED: 1.45	29.00	40.10	P	6/29/07
					ABATED:		ABATED:		
97-103164	MORRIS STEVEN	310	346.34	311.60	REVERSED: 45.74	29.00	387.34	P	6/29/07
					ABATED:		ABATED:		
97-103172	MOSS MAUDE	110	23.13	20.27	REVERSED: 3.04	29.00	52.31	P	6/29/07
					ABATED:		ABATED:		
	--CITY--		9.87	5.13	REVERSED: .77	.00	5.90		
97-103173	MOTT III J	100	34.75	30.57	REVERSED: 4.59	29.00	64.16	P	6/29/07
					ABATED:		ABATED:		
97-103177	MURCH JOHN	100	32.11	28.37	REVERSED: 4.26	29.00	61.63	P	6/29/07
					ABATED:		ABATED:		
97-103192	MUNN JR D	100	18.29	16.09	REVERSED: 2.41	29.00	47.50	P	6/29/07
					ABATED:		ABATED:		
97-103209	NEALEY J E & M D	400	123.28	112.95	REVERSED: 16.94	29.00	158.89	P	6/29/07
					ABATED:		ABATED:		
97-103240	NEXSEN GUINN	310	28.50	25.64	REVERSED: 3.85	29.00	58.49	P	6/29/07
					ABATED:		ABATED:		
97-103242	NICHOLS HENRY	100	38.41	33.79	REVERSED: 5.07	29.00	67.86	P	6/29/07
					ABATED:		ABATED:		
97-103260	NORTON ROBERT	100	11.33	10.01	REVERSED: 1.50	29.00	40.51	P	6/29/07
					ABATED:		ABATED:		
97-103263	NORWOOD MAXIE	100	60.36	53.11	REVERSED: 7.97	29.00	90.08	P	6/29/07
					ABATED:		ABATED:		
97-103268	OAKLEY GLEN	100	56.70	49.88	REVERSED: 7.48	29.00	86.36	P	6/29/07
					ABATED:		ABATED:		
97-103269	OAKLEY GLEN	100	36.58	32.18	REVERSED: 4.83	29.00	64.01	P	6/29/07
					ABATED:		ABATED:		
97-103270	ODUM RON	100	26.45	23.37	REVERSED: 3.51	29.00	55.88	P	6/29/07
					ABATED:		ABATED:		
97-103294	ORNDOFF M A & A H	110	30.24	26.50	REVERSED: 3.98	29.00	59.48	P	6/29/07
					ABATED:		ABATED:		
	--CITY--		11.63	6.71	REVERSED: 1.01	.00	7.72		
97-103299	OSBORNE PAUL	100	14.63	12.87	REVERSED: 1.93	29.00	43.80	P	6/29/07
					ABATED:		ABATED:		
97-103305	OVEN RICHARD	400	23.61	21.63	REVERSED: 3.24	29.00	53.87	P	6/29/07
					ABATED:		ABATED:		
97-103308	OWENS BARBARA	100	14.63	12.87	REVERSED: 1.93	29.00	43.80	P	6/29/07
					ABATED:		ABATED:		
97-103333	PADGETT SR E	100	13.22	11.68	REVERSED: 1.75	29.00	42.43	P	6/29/07
					ABATED:		ABATED:		
97-103339	PAPPAS T	110	71.16	62.37	REVERSED: 9.36	29.00	100.73	P	6/29/07
					ABATED:		ABATED:		
	--CITY--		27.36	15.79	REVERSED: 2.37	.00	18.16		
97-103341	PARK JR TOMMY	100	22.67	20.03	REVERSED: 3.00	29.00	52.03	P	6/29/07
					ABATED:		ABATED:		
97-103343	PARKER EDWARD	100	28.34	25.04	REVERSED: 3.76	29.00	57.80	P	6/29/07
					ABATED:		ABATED:		
97-103354	PARKER YOLANDA	100	11.33	10.01	REVERSED: 1.50	29.00	40.51	P	6/29/07
					ABATED:		ABATED:		
97-103393	PEARCE JR JOE	110	37.36	32.74	REVERSED: 4.91	29.00	66.65	P	6/29/07
					ABATED:		ABATED:		
	--CITY--		14.56	8.28	REVERSED: 1.24	.00	9.52		

RECEIPT#	NAME	DIST	TAX BEFORE EX.	TAX AFTER EX.	FENALTY	COST	R-REAL TOTAL TAX	P-PER C-COM	DATE
97-103394	PEARCE JR JOE	110	37.36	32.74	4.91	29.00	66.65	P	6/29/07
	--CITY---		14.36	8.28	1.24	00	ABATED: 9.52		6/19/08
97-103414	PERRY LI WALTER	200	52.65	47.59	7.14	29.00	83.73	P	6/29/07
					REVERSED:		ABATED:		6/19/08
97-103427	PHILIP DOWLING HMS	100	16.46	14.48	2.17	29.00	45.65	P	6/29/07
					REVERSED:		ABATED:		6/19/08
97-103442	PINNIX STEVE	350	14.08	12.54	1.88	29.00	43.42	P	6/29/07
					REVERSED:		ABATED:		6/19/08
97-103444	PLAYER JR SAMUEL	130	41.56	36.72	5.51	29.00	71.23	P	6/29/07
					REVERSED:		ABATED:		6/19/08
97-103446	PLAYER SAMUEL	130	26.45	23.37	3.51	29.00	55.88	P	6/29/07
					REVERSED:		ABATED:		6/19/08
97-103448	PURTER JAMES	110	10.67	9.35	1.40	29.00	39.75	P	6/29/07
					REVERSED:		ABATED:		6/19/08
	--CITY---		4.10	2.37	36	00	2.73		
97-103471	POSTON BYRNES	200	22.89	20.69	3.10	29.00	52.79	P	6/29/07
					REVERSED:		ABATED:		6/19/08
97-103479	POSTON DON	510	50.62	46.22	6.93	29.00	82.15	P	6/29/07
					REVERSED:		ABATED:		6/19/08
	--CITY---		11.06	3.42	51	00	3.93		
97-103506	POSTON RENADA	200	80.12	72.42	10.86	29.00	112.28	P	6/29/07
					REVERSED:		ABATED:		6/19/08
97-103507	POSTON RICKY	200	27.47	24.83	3.72	29.00	57.55	P	6/29/07
					REVERSED:		ABATED:		6/19/08
97-103508	POSTON RICKY	200	20.60	18.62	2.79	29.00	50.41	P	6/29/07
					REVERSED:		ABATED:		6/19/08
97-103518	POSTON STEPHEN	100	100.60	88.51	13.28	29.00	130.79	P	6/29/07
					REVERSED:		ABATED:		6/19/08
97-103528	POWELL ARCHIE	500	72.12	66.18	9.93	29.00	105.11	P	6/29/07
					REVERSED:		ABATED:		6/19/08
97-103539	POWELL ARCHIE LEE	510	83.52	76.27	11.44	29.00	116.71	P	6/29/07
					REVERSED:		ABATED:		6/19/08
	--CITY---		18.25	5.64	85	00	6.49		
97-103531	POWELL CARROLL	500	21.37	19.61	2.94	29.00	51.55	P	6/29/07
					REVERSED:		ABATED:		6/19/08
97-103555	POWELL STIVER	130	309.80	273.74	41.06	29.00	343.80	P	6/29/07
					REVERSED:		ABATED:		6/19/08
97-103556	POWELL TONY	350	18.11	16.13	2.42	29.00	47.55	P	6/29/07
					REVERSED:		ABATED:		6/19/08
97-103557	POWELL WILLIE	500	18.70	17.16	2.57	29.00	48.73	P	6/29/07
					REVERSED:		ABATED:		6/19/08
97-103562	POWERS JR JOHN	100	10.97	9.65	1.45	29.00	40.10	P	6/29/07
					REVERSED:		ABATED:		6/19/08
97-103566	POWERS RANDALL	500	16.03	14.71	2.21	29.00	45.92	P	6/29/07
					REVERSED:		ABATED:		6/19/08
97-103580	PRIDSEN JAMES	100	27.44	24.14	3.62	29.00	56.76	P	6/29/07
					REVERSED:		ABATED:		6/19/08
97-103601	FRUSSER LEE	500	224.36	205.89	30.88	29.00	265.77	P	6/29/07
					REVERSED:		ABATED:		6/19/08

RECEIPT#	NAME	DIST	TAX BEFORE EX.	TAX AFTER EX.	PENALTY	COST	R-REAL TOTAL TAX	P-PER C-COM	DATE
97-103602	PRUSSER LESGETTE	110	12.45	10.91	1.64	29.00	41.55	P	6/29/07
		--CITY--	4.79	2.77	REVERSED:		ABATED:		6/19/08
					42	.00	3.19		
97-103605	PROSSER RUSSELL	200	20.60	18.62	2.79	29.00	50.41	P	6/29/07
					REVERSED:		ABATED:		6/19/08
97-103606	PROSSER RUSSELL	200	123.61	111.74	16.76	29.00	157.50	P	6/29/07
					REVERSED:		ABATED:		6/19/08
97-103614	PURYIS ROBERT	200	34.34	31.04	4.66	29.00	64.70	P	6/29/07
					REVERSED:		ABATED:		6/19/08
97-103632	RALEY CHRISTOPHE	110	120.97	106.02	15.90	29.00	150.92	P	6/29/07
		--CITY--	46.51	26.84	REVERSED:		ABATED:		6/19/08
					4.03	.00	30.87		
97-103649	REDDEN CONNIE	110	19.57	17.15	2.57	29.00	48.72	P	6/29/07
					REVERSED:		ABATED:		6/19/08
97-103650	REDDEN CONNIE	110	30.24	26.50	3.98	29.00	59.48	P	6/29/07
		--CITY--	7.52	4.34	REVERSED:		ABATED:		6/19/08
					1.01	.00	7.72		
97-103652	REESE CHRISTINA	100	84.13	74.02	11.10	29.00	114.12	P	6/29/07
					REVERSED:		ABATED:		6/19/08
97-103653	REESE DANIEL	100	10.97	9.65	1.45	29.00	40.10	P	6/29/07
					REVERSED:		ABATED:		6/19/08
97-103658	REPLDGE SCOTT	100	10.97	9.65	1.45	29.00	40.10	P	6/29/07
					REVERSED:		ABATED:		6/19/08
97-103659	REVELL ALLEN	100	21.95	19.31	2.90	29.00	51.21	P	6/29/07
					REVERSED:		ABATED:		6/19/08
97-103669	RICHARDSON D	100	10.97	9.65	1.45	29.00	40.10	P	6/29/07
					REVERSED:		ABATED:		6/19/08
97-103670	RICHARDSON D	350	26.16	23.30	3.50	29.00	55.80	P	6/29/07
					REVERSED:		ABATED:		6/19/08
97-103671	RICHARDSON D	350	100.60	89.61	13.44	29.00	132.05	P	6/29/07
					REVERSED:		ABATED:		6/19/08
97-103700	RITCHIE D JR & M	100	16.46	14.48	2.17	29.00	45.65	P	6/29/07
					REVERSED:		ABATED:		6/19/08
97-103701	RITCHIE D JR & M	100	27.44	24.14	3.62	29.00	55.76	P	6/29/07
					REVERSED:		ABATED:		6/19/08
97-103718	ROBINSON III J	130	13.22	11.68	1.75	29.00	42.43	P	6/29/07
					REVERSED:		ABATED:		6/19/08
97-103723	RODGERS M / M	100	106.08	93.33	14.00	29.00	136.33	P	6/29/07
					REVERSED:		ABATED:		6/19/08
97-103725	ROGERS D K & F E	130	26.45	23.37	3.51	29.00	55.88	P	6/29/07
					REVERSED:		ABATED:		6/19/08
97-103735	ROGERS JIMMY	100	25.61	22.53	3.38	29.00	54.91	P	6/29/07
					REVERSED:		ABATED:		6/19/08
97-103743	ROGERS WILLIAM	100	20.12	17.70	2.66	29.00	49.36	P	6/29/07
					REVERSED:		ABATED:		6/19/08
97-103744	ROGERS WILLIAM	100	16.46	14.48	2.17	29.00	45.55	P	6/29/07
					REVERSED:		ABATED:		6/19/08
97-103745	ROLLINS JR LEWIS	100	29.26	25.74	3.86	29.00	58.60	P	6/29/07
					REVERSED:		ABATED:		6/19/08

NULLIBNMS REVERSED 3/07/08 - 8/07/08 REAL, PERSONAL, & COMMERCIAL PROPERTY

RECEIPT#	NAME	DIST	TAX BEFORE EX.	TAX AFTER EX.	PENALTY	COST	R-REAL TOTAL TAX	P-PER C-COM	DATE
97-103746	ROLLINS L R JR/K L	100	38.41	38.79	5.07	29.00	67.86	P	6/29/07
					REVERSED:	6/19/08	ABATED:	6/19/08	6/29/07
97-103747	ROMERO J A & S D	100	82.31	72.42	10.86	29.00	112.28	P	6/29/07
					REVERSED:	6/19/08	ABATED:	6/19/08	6/29/07
97-103764	ROWLAND ROGER	110	17.79	15.59	2.34	29.00	46.93	P	6/29/07
	--CITY--		6.84	3.95	.59	.00	4.54		6/19/08
97-103781	SANFORD M E & R D	200	22.89	20.69	3.10	29.00	52.79	P	6/29/07
					REVERSED:	6/19/08	ABATED:	6/19/08	6/29/07
97-103782	SANFORD RICHARD	200	48.07	43.45	6.52	29.00	78.97	P	6/29/07
					REVERSED:	6/19/08	ABATED:	6/19/08	6/29/07
97-103797	SAWYER MARK	100	14.63	12.87	1.93	29.00	43.80	P	6/29/07
					REVERSED:	6/19/08	ABATED:	6/19/08	6/29/07
97-103809	SCOTT CHARLES	410	17.31	15.77	2.37	29.00	47.14	P	6/29/07
	--CITY--		6.30	2.91	.44	.00	3.35		6/19/08
97-103811	SCOTT STEVE	130	28.34	25.04	3.76	29.00	57.80	P	6/29/07
					REVERSED:	6/19/08	ABATED:	6/19/08	6/29/07
97-103821	SEBICK TOM	130	119.01	105.16	15.77	29.00	149.93	P	6/29/07
					REVERSED:	6/19/08	ABATED:	6/19/08	6/29/07
97-103822	SEGARS CARROLL	400	70.82	64.88	9.73	29.00	103.61	P	6/29/07
					REVERSED:	6/19/08	ABATED:	6/19/08	6/29/07
97-103823	SEGARS CARROLL	400	34.10	31.24	4.69	29.00	64.93	P	6/29/07
					REVERSED:	6/19/08	ABATED:	6/19/08	6/29/07
97-103835	SESSIONS VICTOR	120	20.12	17.70	2.66	29.00	47.36	P	6/29/07
	--CITY--		1.50	.00	.00	.00	ABATED:	6/19/08	6/29/07
97-103841	SHAW II DAVID	130	13.22	11.68	1.75	29.00	42.43	P	6/29/07
					REVERSED:	6/19/08	ABATED:	6/19/08	6/29/07
97-103843	SHAW M T & A B JR	110	35.58	31.18	4.68	29.00	64.86	P	6/29/07
	--CITY--		13.68	7.70	1.19	.00	9.09		6/19/08
97-103845	SHAW MT & AB JR	100	96.58	92.18	4.83	29.00	140.17	P	6/29/07
					REVERSED:	6/19/08	ABATED:	6/19/08	6/29/07
97-103851	SHELLEY DEWEY	110	110.30	96.67	14.50	29.00	140.17	P	6/29/07
	--CITY--		42.41	24.47	3.67	.00	28.14		6/19/08
97-103853	SHELLEY DEWEY	110	14.29	12.47	1.87	29.00	43.34	P	6/29/07
	--CITY--		5.47	3.16	.47	.00	3.63		6/19/08
97-103857	SHELLY DEWEY	110	17.79	15.59	2.34	29.00	46.93	P	6/29/07
	--CITY--		6.84	3.95	.59	.00	4.54		6/19/08
97-103871	SHY JAMES	100	36.58	32.18	4.83	29.00	66.01	P	6/29/07
					REVERSED:	6/19/08	ABATED:	6/19/08	6/29/07
97-103872	SHY JAMES	100	51.21	45.05	6.76	29.00	80.81	P	6/29/07
					REVERSED:	6/19/08	ABATED:	6/19/08	6/29/07

NULLIBOMAS REVERSED 3/07/08 -- 8/07/08 REAL, PERSONAL, & COMMERCIAL PROPERTY

RECEIPT#	NAME	DIST	TAX BEFORE EX.	TAX AFTER EX.	PENALTY	COST	R-REAL TOTAL TAX	P-PER C-COM	DATE
97-103876	SIKES P D & J L	110	71.16	62.37	9.36	29.00	100.73	P	6/29/07
		--CITY--	27.36	15.79	REVERSED: 2.37	00	ABATED: 18.16	6/19/08	
97-103894	SINGLETERY ERNEST	320	64.38	57.34	8.60	29.00	94.94	P	6/29/07
		--CITY--	45.44	30.47	REVERSED: 4.57	00	ABATED: 35.04	6/19/08	
97-103928	SMILING RUSSELL	130	39.67	35.05	5.26	29.00	69.31	P	6/29/07
					REVERSED: 7.17		ABATED: 79.30	6/19/08	
97-103931	SMITH ALBERT	300	67.95	61.13	REVERSED: 2.52	29.00	ABATED: 48.34	P	6/29/07
97-103934	SMITH BENJI	400	18.36	16.82	REVERSED: 3.00	29.00	ABATED: 52.03	P	6/29/07
97-103935	SMITH BENJI	130	22.67	20.03	REVERSED: 6.08	29.00	ABATED: 75.63	P	6/29/07
97-103955	SMITH L	410	44.51	40.55	REVERSED: 1.12	00	ABATED: 8.60	6/19/08	
		--CITY--	16.20	7.48			ABATED: 8.60	6/19/08	
97-103963	SMITH MICHAEL	110	21.35	18.71	2.81	29.00	50.52	P	6/29/07
		--CITY--	8.21	4.74	REVERSED: 71	00	ABATED: 5.45	6/19/08	
97-103973	SMITH S & G	130	15.11	13.35	2.00	29.00	44.35	P	6/29/07
					REVERSED: 9.26		ABATED: 100.02	6/19/08	
97-103986	SMITHEN RON	130	69.89	61.76	REVERSED: 1.69	29.00	ABATED: 41.95	P	6/29/07
97-104005	SPIVEY ROONEY	100	12.80	11.26	REVERSED: 3.41	29.00	ABATED: 55.17	P	6/29/07
97-104022	STANTON RICKY	200	25.18	22.76	REVERSED: 2.17	29.00	ABATED: 45.65	P	6/29/07
97-104034	STATON RICKY	200	16.02	14.48	REVERSED: 4.73	29.00	ABATED: 65.28	P	6/29/07
97-104025	STEADMAN BOYD	310	35.07	31.55	REVERSED: 3.65	29.00	ABATED: 58.49	P	6/29/07
97-104026	STEDMAN BOYD	310	28.50	25.64	REVERSED: 32.10	29.00	ABATED: 275.11	P	6/29/07
97-104034	STEPHENS RICKY	100	243.26	214.01	REVERSED: 2.57	29.00	ABATED: 48.73	P	6/29/07
97-104044	STEWART JEFFREY	500	18.70	17.16	REVERSED: 2.34	29.00	ABATED: 46.93	P	6/29/07
97-104052	STIMIS HOWARD	110	17.79	15.59	REVERSED: .59	00	ABATED: 4.54	6/19/08	
		--CITY--	6.84	3.95					
97-104054	STOCKER SCOTT	130	11.33	10.01	REVERSED: 16.30	29.00	ABATED: 153.99	P	6/29/07
97-104055	STOKES KATHY	380	121.66	108.69	REVERSED: 6.24	29.00	ABATED: 76.84	P	6/29/07
97-104075	STONE BAINEY RAY	510	45.56	41.60	REVERSED: .46	00	ABATED: 3.53	6/19/08	
		--CITY--	9.95	3.07					

RECEIPT#	NAME	DIST	TAX BEFORE EX.	TAX AFTER EX.	PENALTY	COST	R-REAL TOTAL TAX	P-PER C-COM	DATE
97-104076	STONE BAINEY RAY	510 --CITY--	98.71	90.13	13.52 REVERSED: 1.00	29.00	132.65 ABATED: 7.67	P 6/19/08	6/29/07
97-104077	STONE BARRY DALE	310	28.50	25.64	3.85 REVERSED:	29.00	58.49 ABATED:	P 6/19/08	6/29/07
97-104086	STONE JERALD	100	10.97	9.65	1.45 REVERSED:	29.00	40.10 ABATED:	P 6/19/08	6/29/07
97-104095	STONE RAY	510 --CITY--	17.72	16.18	2.43 REVERSED:	29.00	47.61 ABATED:	P 6/19/08	6/29/07
97-104098	STONE WILLIAM	500	536.87	492.67	73.90 REVERSED:	29.00	595.57 ABATED:	P 6/19/08	6/29/07
97-104134	STUCKEY ROLAND	310	15.34	13.80	2.07 REVERSED:	29.00	44.87 ABATED:	P 6/19/08	6/29/07
97-104169	TANNER FURMAN	500	69.45	63.73	9.56 REVERSED:	29.00	102.29 ABATED:	P 6/19/08	6/29/07
97-104170	TANNER FURMAN	500	16.03	14.71	2.21 REVERSED:	29.00	45.92 ABATED:	P 6/19/08	6/29/07
97-104177	TAPP TERRELL	130	18.89	16.69	2.50 REVERSED:	29.00	48.19 ABATED:	P 6/19/08	6/29/07
97-104185	TATE ROBERT	130	368.36	325.48	48.82 REVERSED:	29.00	403.30 ABATED:	P 6/19/08	6/29/07
97-104186	TATE ROBERT	100	10.97	9.65	1.45 REVERSED:	29.00	40.10 ABATED:	P 6/19/08	6/29/07
97-104189	TAYLOR & GEOFFRAY	500	122.87	112.74	16.91 REVERSED:	29.00	158.67 ABATED:	P 6/19/08	6/29/07
97-104194	TAYLOR DANIEL	130	15.11	13.35	2.00 REVERSED:	29.00	44.35 ABATED:	P 6/19/08	6/29/07
97-104213	TAYLOR PATRICK	100	45.73	40.23	6.03 REVERSED:	29.00	75.26 ABATED:	P 6/19/08	6/29/07
97-104224	TENPLE E HOOD	110	16.01	14.03	2.10 REVERSED:	29.00	45.13 ABATED:	P 6/19/08	6/29/07
97-104230	THACKER T W & M	110 --CITY--	6.16	3.56	.53 REVERSED:	00	4.09 ABATED:	P 6/19/08	6/29/07
97-104231	THACKER T W & H L	110 --CITY--	21.35	18.71	2.81 REVERSED:	29.00	50.52 ABATED:	P 6/19/08	6/29/07
97-104238	THIEM CHARLES	110 --CITY--	8.21	4.74	.71 REVERSED:	00	5.45 ABATED:	P 6/19/08	6/29/07
97-104249	THOMAS ROBERT	110 --CITY--	55.15	48.33	7.25 REVERSED:	29.00	84.58 ABATED:	P 6/19/08	6/29/07
97-104263	THOMPSON JR DANIEL	110 --CITY--	21.20	12.23	1.83 REVERSED:	00	14.06 ABATED:	P 6/19/08	6/29/07
			10.67	9.35	1.40 REVERSED:	29.00	39.75 ABATED:	P 6/19/08	6/29/07
			4.10	2.37	.36 REVERSED:	00	2.73 ABATED:	P 6/19/08	6/29/07
			44.48	38.98	5.85 REVERSED:	29.00	73.83 ABATED:	P 6/19/08	6/29/07
			17.10	9.87	1.48 REVERSED:	00	11.35 ABATED:	P 6/19/08	6/29/07
			149.44	130.97	19.65 REVERSED:	29.00	179.62 ABATED:	P 6/19/08	6/29/07
			57.46	33.16	4.97 REVERSED:	00	38.13 ABATED:	P 6/19/08	6/29/07

RECEIPT#	NAME	DIST	TAX BEFORE EX.	TAX AFTER EX.	PENALTY	COST	R-REAL TOTAL TAX	P-PER C-COM	DATE
97-104267	THOMPSON MEL	330	16.10	14.34	2.15	29.00	45.49	P	6/29/07
		--CITY--	4.80	1.80	REVERSED:	00	ABATED:	6/19/08	6/19/08
97-104268	THOMPSON MILTON	100	35.58	32.18	4.83	29.00	66.01	P	6/29/07
					REVERSED:		ABATED:	6/19/08	6/19/08
97-104272	THOMPSON RICKY	100	21.95	19.31	2.90	29.00	51.21	P	6/29/07
					REVERSED:		ABATED:	6/19/08	6/19/08
97-104294	THORNHILL JM & LA	130	49.11	43.39	6.51	29.00	78.90	P	6/29/07
					REVERSED:		ABATED:	6/19/08	6/19/08
97-104315	TIMMONS E & K A	130	102.01	90.14	13.52	29.00	132.66	P	6/29/07
					REVERSED:		ABATED:	6/19/08	6/19/08
97-104352	TINDALL III R	100	21.95	19.31	2.90	29.00	51.21	P	6/29/07
					REVERSED:		ABATED:	6/19/08	6/19/08
97-104332	TODD CHADWICK	100	115.23	101.38	15.21	29.00	145.59	P	6/29/07
					REVERSED:		ABATED:	6/19/08	6/19/08
97-104348	TODD WAYNE	130	17.00	15.02	2.25	29.00	46.27	P	6/29/07
					REVERSED:		ABATED:	6/19/08	6/19/08
97-104358	TREADWAY WALTER	100	16.46	14.48	2.17	29.00	45.55	P	6/29/07
					REVERSED:		ABATED:	6/19/08	6/19/08
97-104361	TRUETT DAN	310	129.33	116.36	17.45	29.00	162.81	P	6/29/07
					REVERSED:		ABATED:	6/19/08	6/19/08
97-104370	TRULUCK JR ILLIAM G	320	32.19	28.67	4.30	29.00	61.97	P	6/29/07
		--CITY--	22.72	15.24	REVERSED:	00	ABATED:	6/19/08	6/19/08
97-104378	TUNSTALL DONALD	320	28.17	25.09	3.76	29.00	57.85	P	6/29/07
		--CITY--	19.88	13.33	REVERSED:	00	ABATED:	6/19/08	6/19/08
97-104393	TURBEVILLE MARLENE	320	20.12	17.92	2.69	29.00	49.61	P	6/29/07
		--CITY--	14.20	9.52	REVERSED:	00	ABATED:	6/19/08	6/19/08
97-104396	TURMEL ALAN	100	69.50	61.14	9.17	29.00	99.31	P	6/29/07
					REVERSED:		ABATED:	6/19/08	6/19/08
97-104397	TURNER ALEX	100	16.46	14.48	2.17	29.00	45.65	P	6/29/07
					REVERSED:		ABATED:	6/19/08	6/19/08
97-104404	TURNER CLYDE	110	140.54	123.17	18.48	29.00	170.65	P	6/29/07
		--CITY--	54.04	31.19	REVERSED:	00	ABATED:	6/19/08	6/19/08
97-104405	TURNER CLYDE ALAN	110	64.04	56.12	8.42	29.00	93.54	P	6/29/07
		--CITY--	24.62	14.21	REVERSED:	00	ABATED:	6/19/08	6/19/08
97-104409	TURNER JENNY	100	12.80	11.26	1.69	29.00	41.95	P	6/29/07
					REVERSED:		ABATED:	6/19/08	6/19/08
97-104410	TURNER JERRY	100	16.46	14.48	2.17	29.00	45.65	P	6/29/07
					REVERSED:		ABATED:	6/19/08	6/19/08
97-104420	TURNER KEN	410	106.34	96.88	14.53	29.00	140.41	P	6/29/07
		--CITY--	38.70	17.88	REVERSED:	00	ABATED:	4/14/08	4/14/08

NULLIRDNAS REVERSED 3/07/08 - 8/07/08 REAL PERSONAL: & COMMERCIAL PROPERTY

RECEIPT#	NAME	DIST	TAX BEFORE EX.	TAX AFTER EX.	PENALTY	COST	R-REAL TOTAL TAX	P-PER C-COM	DATE NB
97-104422	TURNER LARRY	310	17.54	15.78	2.37	29.00	47.15	P	6/29/07
					REVERSED:	6/19/08	ABATED:	6/19/08	6/29/07
97-104434	TURNER THOMAS	130	24.56	21.70	3.26	29.00	53.96	P	6/29/07
					REVERSED:	6/19/08	ABATED:	6/19/08	6/29/07
97-104443	TYLER D & D	310	39.46	35.50	5.33	29.00	69.83	P	6/29/07
					REVERSED:	6/19/08	ABATED:	6/19/08	6/29/07
97-104448	TYLER WILLIAM EARL	310	24.11	21.69	3.25	29.00	53.94	P	6/29/07
					REVERSED:	6/19/08	ABATED:	6/19/08	6/29/07
97-104467	VAUGHT JR C	130	34.00	30.04	4.51	29.00	63.55	P	6/29/07
					REVERSED:	6/19/08	ABATED:	6/19/08	6/29/07
97-104482	VENABLE JR W	100	32.92	28.96	4.34	29.00	62.30	P	6/29/07
					REVERSED:	6/19/08	ABATED:	6/19/08	6/29/07
97-104483	VENABLE WILLARD	100	84.13	74.02	11.10	29.00	114.12	P	6/29/07
					REVERSED:	6/19/08	ABATED:	6/19/08	6/29/07
97-104484	VENTERS WILLIAM	500	18.70	17.16	2.57	29.00	48.73	P	6/29/07
					REVERSED:	6/19/08	ABATED:	6/19/08	6/29/07
97-104485	VENTERS WILLIAM	510	60.74	55.46	8.32	29.00	92.78	P	6/29/07
					REVERSED:	6/19/08	ABATED:	6/19/08	6/29/07
		--CITY--	13.27	4.10	.62	.00	4.72		
97-104493	WADDELL A	100	12.80	11.26	1.69	29.00	41.95	P	6/29/07
					REVERSED:	6/19/08	ABATED:	6/19/08	6/29/07
97-104504	WALKER JEFF	130	28.34	25.04	3.76	29.00	57.80	P	6/29/07
					REVERSED:	6/19/08	ABATED:	6/19/08	6/29/07
97-104509	WALL ROBERT	310	56.99	51.27	7.69	29.00	87.96	P	6/29/07
					REVERSED:	6/19/08	ABATED:	6/19/08	6/29/07
97-104513	MALLACE EDWARD	130	20.78	18.36	2.75	29.00	50.11	P	6/29/07
					REVERSED:	6/19/08	ABATED:	6/19/08	6/29/07
97-104527	WARD B	320	42.25	37.63	5.64	29.00	72.27	P	6/29/07
					REVERSED:	6/19/08	ABATED:	6/19/08	6/29/07
		--CITY--	29.82	19.99	3.00	.00	22.99		
97-104531	WARD CHRIS	310	17.54	15.78	2.37	29.00	47.15	P	6/29/07
					REVERSED:	6/19/08	ABATED:	6/19/08	6/29/07
97-104532	WARD CHRIS	310	28.50	25.64	3.85	29.00	58.49	P	6/29/07
					REVERSED:	6/19/08	ABATED:	6/19/08	6/29/07
97-104547	WATFORD ALISON	100	148.15	130.34	19.55	29.00	178.89	P	6/29/07
					REVERSED:	6/19/08	ABATED:	6/19/08	6/29/07
97-104566	WATSON AUSTIN	100	49.38	43.44	6.52	29.00	78.96	P	6/29/07
					REVERSED:	6/19/08	ABATED:	6/19/08	6/29/07
97-104573	WATTS CHARLES	110	14.23	12.47	1.87	29.00	43.34	P	6/29/07
					REVERSED:	6/19/08	ABATED:	6/19/08	6/29/07
		--CITY--	5.47	3.16	.47	.00	3.63		
97-104584	WEATHERFORD SCOTT	100	36.58	32.18	4.83	29.00	66.01	P	6/29/07
					REVERSED:	6/19/08	ABATED:	6/19/08	6/29/07
97-104591	WEAVER JOHN	380	22.68	20.26	3.04	29.00	52.30	P	6/29/07
					REVERSED:	6/19/08	ABATED:	6/19/08	6/29/07
97-104605	WEEKS RICHARD	100	38.41	33.79	5.07	29.00	67.86	P	6/29/07
					REVERSED:	6/19/08	ABATED:	6/19/08	6/29/07
97-104646	WHITE HENRY	110	30.24	26.50	3.98	29.00	59.48	P	6/29/07
					REVERSED:	6/19/08	ABATED:	6/19/08	6/29/07
		--CITY--	11.63	6.71	1.01	.00	7.72		

RECEIPT#	NAME	DIST	TAX BEFORE EX.	TAX AFTER EX.	PENALTY	COST	R-REAL TOTAL TAX	P-PER C-COM	DATE
97-104647	WHITE HENRY	100	23.78	20.92	3.14	29.00	53.06	P	6/29/07
					REVERSED:	6/19/08	ABATED:		
97-104648	WHITE HENRY	100	45.73	40.23	6.03	29.00	75.26	P	6/29/07
					REVERSED:	6/19/08	ABATED:		
97-104660	WHITLOCK JR E	110	30.24	26.50	3.98	29.00	59.48	P	6/29/07
					REVERSED:	6/19/08	ABATED:		
	---CITY---		11.63	6.71	1.01	00	7.72		
97-104665	WIGGINS DONNA	100	45.73	40.23	6.03	29.00	75.26	P	6/29/07
					REVERSED:	6/19/08	ABATED:		
97-104669	WIL/GOOD/HUN/TED	110	32.02	28.06	4.21	29.00	51.27	P	6/29/07
					REVERSED:	6/19/08	ABATED:		
	---CITY---		12.31	7.10	1.07	00	8.17		
97-104670	WILDER JR JAMES	500	53.42	49.02	7.35	29.00	85.37	P	6/29/07
					REVERSED:	6/19/08	ABATED:		
97-104678	WILKES LARRY	100	10.97	9.65	1.45	29.00	40.10	P	6/29/07
					REVERSED:	6/19/08	ABATED:		
97-104702	WILLIAMSON M	100	27.44	24.14	3.62	29.00	56.76	P	6/29/07
					REVERSED:	6/19/08	ABATED:		
97-104726	WING MIKE	100	16.46	14.48	2.17	29.00	45.65	P	6/29/07
					REVERSED:	6/19/08	ABATED:		
97-104728	WING T & RAYMOR L	100	34.75	30.57	4.59	29.00	64.16	P	6/29/07
					REVERSED:	6/19/08	ABATED:		
97-104754	WOOTEN DAVID	100	239.60	210.79	31.62	29.00	271.41	P	6/29/07
					REVERSED:	6/19/08	ABATED:		
97-104763	WRIGHT BLAKE	130	39.67	35.05	5.26	29.00	69.31	P	6/29/07
					REVERSED:	6/19/08	ABATED:		
97-104784	YARBOROUGH JR L	310	61.38	55.22	8.28	29.00	92.50	P	6/29/07
					REVERSED:	6/19/08	ABATED:		
97-104785	YARBOROUGH JR L	310	39.46	35.50	5.33	29.00	69.83	P	6/29/07
					REVERSED:	6/19/08	ABATED:		
97-104786	YARBOROUGH JR L	310	94.26	84.80	12.72	29.00	126.52	P	6/29/07
					REVERSED:	6/19/08	ABATED:		
97-104787	YARBOROUGH JR T	110	16.01	14.03	2.10	29.00	45.13	P	6/29/07
					REVERSED:	6/19/08	ABATED:		
	---CITY---		6.16	3.56	.53	00	4.09		
97-104793	YARBROUGH BRIAN	100	20.12	17.70	2.66	29.00	49.36	P	6/29/07
					REVERSED:	6/19/08	ABATED:		
97-104807	YOUNG JOHNNY	110	122.75	107.58	16.14	29.00	152.72	P	6/29/07
					REVERSED:	6/19/08	ABATED:		
	---CITY---		47.20	27.24	4.09	00	31.33		
97-104808	YOUNG MIKAL	130	34.00	30.04	4.51	29.00	63.55	P	6/29/07
					REVERSED:	6/19/08	ABATED:		
97-104813	ZABAZSHAYA N	130	15.11	13.35	2.00	29.00	44.35	P	6/29/07
					REVERSED:	6/19/08	ABATED:		
97-104930	CARROLL'S BUSINESS & TAX	410	4.95	4.51	.68	25.00	30.19	P	6/29/07
					REVERSED:	6/19/08	ABATED:		
	---CITY---		1.80	.83	.12	00	.95		
97-104935	CENTER ONE CHILD DEVELOPM	110	69.38	60.80	9.12	25.00	94.92	P	6/29/07
					REVERSED:	6/19/08	ABATED:		
	---CITY---		26.68	15.40	2.31	00	17.71		

REAL, PERSONAL, & COMMERCIAL PROPERTY

3/07/08 -- 8/07/08

MULLIBDNAS REVERSED

RECEIPT#	NAME	DIST	TAX BEFORE EX.	TAX AFTER EX.	PENALTY	COST	R-REAL TOTAL TAX	P-PER C-COM	DATE
97-104991	D P CONSULTING	100	42.07	37.01	5.55	25.00	67.56	P	6/29/07
					REVERSED:	6/19/08	ABATED:		6/19/08
97-105054	FIRST PERS FINANCIAL SERV	110	3.91	3.43	51	25.00	28.94	P	6/29/07
					REVERSED:	6/19/08	ABATED:		6/19/08
			1.50	.87	13	00	1.00		
97-105146	H & H XRAY INC	100	6.58	5.79	.87	25.00	31.66	P	6/29/07
					REVERSED:	6/19/08	ABATED:		6/19/08
97-105147	HAIR UNLIMITED	100	36.21	31.86	4.78	25.00	61.64	P	6/29/07
					REVERSED:	6/19/08	ABATED:		6/19/08
97-105231	JOHNS ROBERT S CPA	110	15.30	13.41	2.01	25.00	40.42	P	6/29/07
					REVERSED:	6/19/08	ABATED:		6/19/08
			5.88	3.39	51	00	3.90		
97-105239	JONES FREDERICK K ATTORNE	130	426.35	376.72	56.51	20.00	453.23	P	6/29/07
					REVERSED:	6/19/08	ABATED:		6/19/08
97-105420	PALMETTO BUSINESS BROKERS	110	17.61	15.43	2.31	25.00	42.74	P	6/29/07
					REVERSED:	6/19/08	ABATED:		6/19/08
			6.77	3.91	59	00	4.50		
97-105480	PROFESSIONAL ANESTHESIA R	110	67.60	59.24	8.89	25.00	93.13	P	6/29/07
					REVERSED:	6/19/08	ABATED:		6/19/08
			25.99	15.00	2.25	00	17.25		
97-105504	QUALITY EDUCATION INC	100	4.76	4.19	.63	25.00	29.82	P	6/29/07
					REVERSED:	6/19/08	ABATED:		6/19/08
97-105636	T & J INS AGENCY INC	320	4.02	3.58	.54	25.00	29.12	P	6/29/07
					REVERSED:	6/19/08	ABATED:		6/19/08
			2.84	1.91	.29	00	2.20		
97-105741	DEMICHELE DOMENIC J	100	532.24	468.25	70.24	25.00	563.49	P	6/29/07
					REVERSED:	6/19/08	ABATED:		6/19/08
97-105748	ELLSWORTH GEROLD A SR	100	270.69	238.15	35.72	25.00	298.87	P	6/29/07
					REVERSED:	6/19/08	ABATED:		6/19/08
97-105752	HATCHELL THOMAS R	100	3.66	3.22	.48	25.00	28.70	P	6/29/07
					REVERSED:	6/19/08	ABATED:		6/19/08
97-105753	HATCHELL THOMAS R	100	3.66	3.22	.48	25.00	28.70	P	6/29/07
					REVERSED:	6/19/08	ABATED:		6/19/08
97-105754	HATCHELL THOMAS R	100	3.66	3.22	.48	25.00	28.70	P	6/29/07
					REVERSED:	6/19/08	ABATED:		6/19/08
97-105763	OLSON LARRY L	400	351.48	322.02	48.30	25.00	395.32	P	6/29/07
					REVERSED:	6/19/08	ABATED:		6/19/08
97-105765	PINKSTON BRIAN D	100	556.02	489.17	73.38	25.00	587.55	P	6/29/07
					REVERSED:	6/19/08	ABATED:		6/19/08
97-105777	SMITH CLAUDE B	100	43.90	38.62	5.79	25.00	69.41	P	6/29/07
					REVERSED:	6/19/08	ABATED:		6/19/08
97-200006	A I TV AND SATELLITE INC	110	10.67	9.35	1.40	29.00	39.75	C	6/29/07
					REVERSED:	6/19/08	ABATED:		6/19/08
			4.10	2.37	.36	00	2.73		
97-200009	AAA TRIBUNE AUTOMATIC TR	110	227.71	199.56	29.93	29.00	258.49	C	6/29/07
					REVERSED:	6/19/08	ABATED:		6/19/08
			87.55	50.52	7.58	00	58.10		

REAL, PERSONAL, & COMMERCIAL PROPERTY

3/07/08 - 8/07/08

MULLINOHAS REVERSED

RECEIPT#	NAME	DIST	TAX BEFORE EX.	TAX AFTER EX.	PENALTY	COST	R-REAL TOTAL TAX	P-PER C-COM	DATE NB
97-200043	ABU AITA AUNI MADIE	110	46.25	40.53	6.08	29.00	75.61	C	6/29/07
	---CITY---		17.78	10.26	1.54	00	ABATED: 11.80	6/19/08	
97-200081	ADDISON MARY E	110	3.56	3.12	47	29.00	32.59	C	6/29/07
	---CITY---		1.37	79	12	00	ABATED: 91	6/19/08	
97-200145	ALFORD CARL L	320	191.14	170.25	25.54	29.00	224.79	C	6/29/07
	---CITY---		134.90	90.44	13.57	00	ABATED: 104.01	6/19/08	
97-200169	ALSTON MATTHEW JR	110	93.80	29.62	4.44	29.00	63.06	C	6/29/07
	---CITY---		13.00	7.50	1.13	00	ABATED: 8.63	6/19/08	
97-200191	AMERICAN STUDIOS INC	110	62.27	54.57	8.19	29.00	91.76	C	6/29/07
	---CITY---		23.94	13.81	2.07	00	ABATED: 15.88	6/19/08	
97-200193	AMERICAS FOODS INC	100	528.58	465.03	69.75	24.00	558.78	C	6/29/07
97-200194	AMERICAS FOODS INC	380	4.12	3.68	55	24.00	28.23	C	6/29/07
97-200195	AMERICAS FOODS INC	100	7.32	6.44	97	24.00	31.41	C	6/29/07
97-200196	AMERICAS FOODS INC	100	3.66	3.22	48	24.00	27.70	C	6/29/07
97-200197	AMERICAS FOODS INC	100	3.66	3.22	48	24.00	27.70	C	6/29/07
97-200198	AMERICAS FOODS INC	100	3.66	3.22	48	24.00	27.70	C	6/29/07
97-200199	AMERICAS FOODS INC	110	3.56	3.12	47	24.00	27.59	C	6/29/07
	---CITY---		1.37	79	12	00	ABATED: 91	6/19/08	
97-200200	AMERICAS FOODS INC	130	7.56	6.68	1.00	24.00	31.68	C	6/29/07
97-200201	AMERICAS FOODS INC	100	7.32	6.44	97	24.00	31.41	C	6/29/07
97-200202	AMERICAS FOODS INC	100	7.32	6.44	97	24.00	31.41	C	6/29/07
97-200203	AMERICAS FOODS INC	100	7.32	6.44	97	24.00	31.41	C	6/29/07
97-200204	AMERICAS FOODS INC	380	4.12	3.68	55	24.00	28.23	C	6/29/07
97-200205	AMERICAS FOODS INC	100	3.66	3.22	48	24.00	27.70	C	6/29/07
97-200206	AMERICAS FOODS INC	110	3.56	3.12	47	24.00	27.59	C	6/29/07
	---CITY---		1.37	79	12	00	ABATED: 91	6/19/08	
97-200207	AMERICAS FOODS INC	110	7.12	6.24	94	24.00	31.18	C	6/29/07
	---CITY---		2.74	1.59	24	00	ABATED: 1.83	6/19/08	

RECEIPT#	NAME	DIST	TAX BEFORE EX.	TAX AFTER EX.	PENALTY	COST	R-REAL TOTAL TAX	P-PER C-COM	DATE
97-200225	AMERICAS FOODS INC	100	3.66	3.22	.48	24.00	27.70	C	6/29/07
					REVERSED:	6/19/08	ABATED:	6/19/08	6/29/07
97-200226	AMERICAS FOODS INC	130	3.78	3.34	.50	24.00	27.84	C	6/29/07
					REVERSED:	6/19/08	ABATED:	6/19/08	6/29/07
97-200227	AMERICAS FOODS INC	100	7.32	6.44	.97	24.00	31.41	C	6/29/07
					REVERSED:	6/19/08	ABATED:	6/19/08	6/29/07
97-200228	AMERICAS FOODS INC	110	3.56	3.12	.47	24.00	27.59	C	6/29/07
		--CITY--	1.37	.79	.12	.00	ABATED:	6/19/08	6/29/07
97-200229	AMERICAS FOODS INC	100	3.66	3.22	.48	24.00	27.70	C	6/29/07
					REVERSED:	6/19/08	ABATED:	6/19/08	6/29/07
97-200230	AMERICAS FOODS INC	110	3.56	3.12	.47	24.00	27.59	C	6/29/07
		--CITY--	1.37	.79	.12	.00	ABATED:	6/19/08	6/29/07
97-200231	AMERICAS FOODS INC	400	5.25	4.81	.72	24.00	29.53	C	6/29/07
					REVERSED:	6/19/08	ABATED:	6/19/08	6/29/07
97-200232	AMERICAS FOODS INC	110	7.12	6.24	.94	24.00	31.18	C	6/29/07
		--CITY--	2.74	1.59	.24	.00	ABATED:	6/19/08	6/29/07
97-200233	AMERICAS FOODS INC	110	3.56	3.12	.47	24.00	27.59	C	6/29/07
		--CITY--	1.37	.79	.12	.00	ABATED:	6/19/08	6/29/07
97-200234	AMERICAS FOODS INC	400	10.49	9.61	1.44	24.00	35.05	C	6/29/07
					REVERSED:	6/19/08	ABATED:	6/19/08	6/29/07
97-200235	AMERICAS FOODS INC	130	3.78	3.34	.50	24.00	27.84	C	6/29/07
					REVERSED:	6/19/08	ABATED:	6/19/08	6/29/07
97-200236	AMERICAS FOODS INC	110	7.12	6.24	.94	24.00	31.18	C	6/29/07
		--CITY--	2.74	1.59	.24	.00	ABATED:	6/19/08	6/29/07
97-200237	AMERICAS FOODS INC	400	5.25	4.81	.72	24.00	29.53	C	6/29/07
					REVERSED:	6/19/08	ABATED:	6/19/08	6/29/07
97-200238	AMERICAS FOODS INC	100	3.66	3.22	.48	24.00	27.70	C	6/29/07
					REVERSED:	6/19/08	ABATED:	6/19/08	6/29/07
97-200239	AMERICAS FOODS INC	100	3.66	3.22	.48	24.00	27.70	C	6/29/07
					REVERSED:	6/19/08	ABATED:	6/19/08	6/29/07
97-200240	AMERICAS FOODS INC	110	7.12	6.24	.94	24.00	31.18	C	6/29/07
		--CITY--	2.74	1.59	.24	.00	ABATED:	6/19/08	6/29/07
97-200241	AMERICAS FOODS INC	100	3.66	3.22	.48	24.00	27.70	C	6/29/07
					REVERSED:	6/19/08	ABATED:	6/19/08	6/29/07
97-200242	AMERICAS FOODS INC	400	5.25	4.81	.72	24.00	29.53	C	6/29/07
					REVERSED:	6/19/08	ABATED:	6/19/08	6/29/07
97-200243	AMERICAS FOODS INC	130	3.78	3.34	.50	24.00	27.84	C	6/29/07
					REVERSED:	6/19/08	ABATED:	6/19/08	6/29/07
97-200244	AMERICAS FOODS INC	130	3.78	3.34	.50	24.00	27.84	C	6/29/07
					REVERSED:	6/19/08	ABATED:	6/19/08	6/29/07
97-200245	AMERICAS FOODS INC	100	3.66	3.22	.48	24.00	27.70	C	6/29/07
					REVERSED:	6/19/08	ABATED:	6/19/08	6/29/07

NULL IRONAS REVERSED 3/07/08 -- 8/07/08 REAL PERSONAL, & COMMERCIAL PROPERTY

RECEIPT#	NAME	DIST	TAX BEFORE EX	TAX AFTER EX	PENALTY	COST	R-REAL TOTAL TAX	P-PER C-COM	DATE NB
97-200246	AMERICAS FOODS INC	100	3.66	3.22	REVERSED: 48	24.00	27.70	C	6/29/07
					REVERSED: 47	24.00	ABATED: 27.59	C	6/19/08
97-200247	AMERICAS FOODS INC	110	3.56	3.12	REVERSED: 12	00	ABATED: 91	C	6/29/07
					REVERSED: 47	24.00	ABATED: 27.59	C	6/19/08
97-200248	AMERICAS FOODS INC	110	3.56	3.12	REVERSED: 12	00	ABATED: 91	C	6/29/07
					REVERSED: 47	24.00	ABATED: 27.59	C	6/19/08
97-200249	AMERICAS FOODS INC	130	7.56	6.68	REVERSED: 1.00	24.00	31.68	C	6/29/07
					REVERSED: 62	24.00	ABATED: 28.76	C	6/19/08
97-200250	AMERICAS FOODS INC	200	4.58	4.14	REVERSED: 1.24	24.00	33.52	C	6/29/07
					REVERSED: 27	00	ABATED: 2.09	C	6/19/08
97-200251	AMERICAS FOODS INC	210	9.16	8.28	REVERSED: 68	24.00	29.19	C	6/29/07
					REVERSED: 12	00	ABATED: 95	C	6/19/08
97-200252	AMERICAS FOODS INC	410	4.95	4.51	REVERSED: 47	24.00	27.59	C	6/29/07
					REVERSED: 12	00	ABATED: 91	C	6/19/08
97-200253	AMERICAS FOODS INC	110	3.56	3.12	REVERSED: 62	24.00	28.76	C	6/29/07
					REVERSED: 14	00	ABATED: 1.05	C	6/19/08
97-200254	AMERICAS FOODS INC	210	4.58	4.14	REVERSED: 47	24.00	27.59	C	6/29/07
					REVERSED: 12	00	ABATED: 91	C	6/19/08
97-200255	AMERICAS FOODS INC	110	3.56	3.12	REVERSED: 1.24	24.00	33.52	C	6/29/07
					REVERSED: 27	00	ABATED: 2.09	C	6/19/08
97-200256	AMERICAS FOODS INC	210	9.16	8.28	REVERSED: 1.24	24.00	33.52	C	6/29/07
					REVERSED: 27	00	ABATED: 2.09	C	6/19/08
97-200257	AMERICAS FOODS INC	110	3.56	3.12	REVERSED: 47	24.00	27.59	C	6/29/07
					REVERSED: 12	00	ABATED: 91	C	6/19/08
97-200258	AMERICAS FOODS INC	110	3.56	3.12	REVERSED: 47	24.00	27.59	C	6/29/07
					REVERSED: 12	00	ABATED: 91	C	6/19/08
97-200259	AMERICAS FOODS INC	410	4.95	4.51	REVERSED: 68	24.00	29.19	C	6/29/07
					REVERSED: 12	00	ABATED: 95	C	6/19/08
97-200260	AMERICAS FOODS INC	100	3.66	3.22	REVERSED: 48	24.00	27.70	C	6/29/07
					REVERSED: 48	24.00	ABATED: 27.70	C	6/19/08
97-200261	AMERICAS FOODS INC	100	3.66	3.22	REVERSED: 48	24.00	27.70	C	6/29/07
					REVERSED: 48	24.00	ABATED: 27.70	C	6/19/08

RECEIPT#	NAME	DIST	TAX BEFORE EX.	TAX AFTER EX.	PENALTY	COST	R-REAL TOTAL TAX	P-PER C-COM	DATE
97-200262	AMERICAS FOODS INC	110	3.56	3.12	.47	24.00	27.59	C	6/29/07
	--CITY--		1.37	.79	REVERSED: .12	.00	ABATED: .91		6/19/08
97-200263	AMERICAS FOODS INC	210	4.58	4.14	.62	24.00	28.76	C	6/29/07
	--CITY--		1.75	.91	REVERSED: .14	.00	ABATED: 1.05		6/19/08
97-200264	AMERICAS FOODS INC	100	3.66	3.22	.48	24.00	27.70	C	6/29/07
97-200265	AMERICAS FOODS INC	110	3.56	3.12	REVERSED: .47	24.00	ABATED: 27.59		6/19/08
	--CITY--		1.37	.79	REVERSED: .12	.00	ABATED: .91		6/29/07
97-200266	AMERICAS FOODS INC	100	3.66	3.22	.48	24.00	27.70	C	6/29/07
97-200267	AMERICAS FOODS INC	100	3.66	3.22	REVERSED: .48	24.00	ABATED: 27.70		6/19/08
97-200268	AMERICAS FOODS INC	100	3.66	3.22	REVERSED: .48	24.00	ABATED: 27.70		6/19/08
97-200269	AMERICAS FOODS INC	110	3.56	3.12	REVERSED: .47	24.00	ABATED: 27.59		6/29/07
	--CITY--		1.37	.79	REVERSED: .12	.00	ABATED: .91		6/19/08
97-200270	AMERICAS FOODS INC	400	5.25	4.81	.72	24.00	29.53	C	6/29/07
97-200271	AMERICAS FOODS INC	100	3.66	3.22	REVERSED: .48	24.00	ABATED: 27.70		6/19/08
97-200272	AMERICAS FOODS INC	110	3.56	3.12	REVERSED: .47	24.00	ABATED: 27.59		6/29/07
	--CITY--		1.37	.79	REVERSED: .12	.00	ABATED: .91		6/19/08
97-200273	AMERICAS FOODS INC	100	3.66	3.22	.48	24.00	27.70	C	6/29/07
97-200274	AMERICAS FOODS INC	110	3.56	3.12	REVERSED: .47	24.00	ABATED: 27.59		6/19/08
	--CITY--		1.37	.79	REVERSED: .12	.00	ABATED: .91		6/29/07
97-200275	AMERICAS FOODS INC	100	3.66	3.22	.48	24.00	27.70	C	6/29/07
97-200276	AMERICAS FOODS INC	110	3.56	3.12	REVERSED: .47	24.00	ABATED: 27.59		6/19/08
	--CITY--		1.37	.79	REVERSED: .12	.00	ABATED: .91		6/29/07
97-200277	AMERICAS FOODS INC	100	10.97	9.65	1.45	24.00	35.10	C	6/29/07
97-200278	AMERICAS FOODS INC	100	3.66	3.22	REVERSED: .48	24.00	ABATED: 27.70		6/19/08
97-200279	AMERICAS FOODS INC	110	3.56	3.12	REVERSED: .47	24.00	ABATED: 27.59		6/29/07
	--CITY--		1.37	.79	REVERSED: .12	.00	ABATED: .91		6/19/08
97-200280	AMERICAS FOODS INC	110	3.56	3.12	.47	24.00	27.59	C	6/29/07
	--CITY--		1.37	.79	REVERSED: .12	.00	ABATED: .91		6/19/08

NULLIBONAS REVERSED 3/07/08 - 8/07/08 REAL, PERSONAL, & COMMERCIAL PROPERTY

RECEIPT#	NAME	DIST	TAX BEFORE EX.	TAX AFTER EX.	PENALTY	COST	R-REAL TOTAL TAX	P-PER C-COM	DATE NB
97-200281	AMERICAS FOODS INC	100	3.66	3.22	48	24.00	27.70	C	6/29/07
					REVERSED:		ABATED:		6/19/08
97-200282	AMERICAS FOODS INC	100	3.66	3.22	48	24.00	27.70	C	6/29/07
					REVERSED:		ABATED:		6/19/08
97-200283	AMERICAS FOODS INC	200	4.58	4.14	62	24.00	28.76	C	6/29/07
					REVERSED:		ABATED:		6/19/08
97-200284	AMERICAS FOODS INC	130	3.78	3.34	50	24.00	27.84	C	6/29/07
					REVERSED:		ABATED:		6/19/08
97-200285	AMERICAS FOODS INC	130	3.78	3.34	50	24.00	27.84	C	6/29/07
					REVERSED:		ABATED:		6/19/08
97-200286	AMERICAS FOODS INC	400	5.25	4.81	72	24.00	29.53	C	6/29/07
					REVERSED:		ABATED:		6/19/08
97-200287	AMERICAS FOODS INC	200	4.58	4.14	62	24.00	28.76	C	6/29/07
					REVERSED:		ABATED:		6/19/08
97-200288	AMERICAS FOODS INC	120	3.66	3.22	48	24.00	27.70	C	6/29/07
					REVERSED:		ABATED:		6/19/08
		--CITY--	27	00	00	00	00		
97-200289	AMERICAS FOODS INC	100	3.66	3.22	48	24.00	27.70	C	6/29/07
					REVERSED:		ABATED:		6/19/08
97-200290	AMERICAS FOODS INC	110	3.56	3.12	47	24.00	27.59	C	6/29/07
					REVERSED:		ABATED:		6/19/08
		--CITY--	1.37	79	12	00	91		
97-200291	AMERICAS FOODS INC	130	3.78	3.34	50	24.00	27.84	C	6/29/07
					REVERSED:		ABATED:		6/19/08
97-200292	AMERICAS FOODS INC	100	7.32	6.44	97	24.00	31.41	C	6/29/07
					REVERSED:		ABATED:		6/19/08
97-200293	AMERICAS FOODS INC	200	4.58	4.14	62	24.00	28.76	C	6/29/07
					REVERSED:		ABATED:		6/19/08
97-200294	AMERICAS FOODS INC	200	4.58	4.14	62	24.00	28.76	C	6/29/07
					REVERSED:		ABATED:		6/19/08
97-200295	AMERICAS FOODS INC	130	7.56	6.68	100	24.00	31.68	C	6/29/07
					REVERSED:		ABATED:		6/19/08
97-200296	AMERICAS FOODS INC	110	7.12	6.24	94	24.00	31.18	C	6/29/07
					REVERSED:		ABATED:		6/19/08
		--CITY--	2.74	1.59	24	00	1.83		
97-200297	AMERICAS FOODS INC	110	7.12	6.24	94	24.00	31.18	C	6/29/07
					REVERSED:		ABATED:		6/19/08
		--CITY--	2.74	1.59	24	00	1.83		
97-200298	AMERICAS FOODS INC	380	4.12	3.68	55	24.00	28.23	C	6/29/07
					REVERSED:		ABATED:		6/19/08
97-200299	AMERICAS FOODS INC	380	4.12	3.68	55	24.00	28.23	C	6/29/07
					REVERSED:		ABATED:		6/19/08
97-200300	AMERICAS FOODS INC	130	3.78	3.34	50	24.00	27.84	C	6/29/07
					REVERSED:		ABATED:		6/19/08
97-200301	AMERICAS FOODS INC	400	5.25	4.81	72	24.00	29.53	C	6/29/07
					REVERSED:		ABATED:		6/19/08
97-200302	AMERICAS FOODS INC	380	4.12	3.68	55	24.00	28.23	C	6/29/07
					REVERSED:		ABATED:		6/19/08
97-200303	AMERICAS FOODS INC	330	4.02	3.58	54	24.00	28.12	C	6/29/07
					REVERSED:		ABATED:		6/19/08
		--CITY--	1.20	45	07	00	52		

NULL IRONAS REVERSED 3/07/08 - 8/07/08 REAL, PERSONAL, & COMMERCIAL PROPERTY

RECEIPT#	NAME	DIST	TAX BEFORE EX.	TAX AFTER EX.	PENALTY	COST	R-REAL TOTAL TAX	P-PER C-COM	DATE
97-200603	AVAC OF FLORENCE INC	110	454.67	573.75	86.06	29.00	688.81	C	6/29/07
	--CITY--		251.71	145.24	REVERSED: 21.79	00	ABATED: 167.03	6/19/08	
97-200660	BARTON GREGORY L	100	320.08	281.60	42.24	29.00	352.84	C	6/29/07
					REVERSED: 72.36	29.00	ABATED: 583.73	6/19/08	6/29/07
97-200664	BASS VERNER G	130	545.92	482.37	REVERSED: 1.25	29.00	ABATED: 38.60	C	6/29/07
97-200703	BECOTE ANNIE RUTH	130	9.45	8.35	REVERSED: 5.07	29.00	ABATED: 67.86	C	6/29/07
97-200737	BETTY COMPTON MITCHELL	100	38.41	33.79	REVERSED: 47	29.00	ABATED: 32.59	C	6/29/07
97-200738	BETTYS FABRICS INC	110	3.56	3.12	REVERSED: 12	29.00	ABATED: 91	C	6/29/07
	--CITY--		1.97	79		00		6/19/08	
97-200750	BIRKBECK NIGEL	110	451.87	396.02	59.40	29.00	484.42	C	6/29/07
					REVERSED: 15.04	00	ABATED: 115.29	6/19/08	
97-200779	BOONE TAMMY C	110	336.23	294.67	44.20	29.00	367.87	C	6/29/07
	--CITY--		129.28	74.60	REVERSED: 11.19	00	ABATED: 85.79	6/19/08	
97-200796	BRASINGTON TILE COMPANY	100	192.05	168.94	25.34	29.00	223.30	C	6/29/07
97-200802	BREMER SANDRA	110	69.38	60.80	REVERSED: 9.12	29.00	ABATED: 98.92	C	6/29/07
	--CITY--		26.68	15.40	REVERSED: 2.31	00	ABATED: 17.71	6/19/08	
97-200807	BRITTON HARRY LEE	500	29.38	26.96	4.04	29.00	60.00	C	6/29/07
97-200854	BURGESS ROSA ANN	320	4.02	3.58	REVERSED: 54	29.00	ABATED: 33.12	C	6/29/07
	--CITY--		2.84	1.91	REVERSED: 29	00	ABATED: 2.20	6/19/08	
97-200897	CAPEHART RAYMOND	110	622.65	595.69	81.85	29.00	656.54	C	6/29/07
					REVERSED: 20.72	00	ABATED: 158.85	6/19/08	
97-200900	CAPITAL RESOURCE LEASING	110	668.90	586.22	87.93	29.00	703.15	C	7/01/99
	--CITY--		257.18	148.39	REVERSED: 22.26	00	ABATED: 170.65	6/19/08	
97-200904	CAREER DIMENSIONS INC	110	49.81	43.65	6.55	29.00	79.20	C	6/29/07
	--CITY--		19.15	11.05	REVERSED: 1.66	00	ABATED: 12.71	6/19/08	
97-201038	CHINA SLIPWAY TEA INC	100	1,871.07	1,646.11	246.92	29.00	1,922.03	C	6/29/07
97-201104	COE NATHANIEL	410	22.25	20.28	REVERSED: 3.04	29.00	ABATED: 52.32	C	6/29/07
	--CITY--		8.10	3.74	REVERSED: 56	00	ABATED: 4.30	6/19/08	

NULLIBONAS REVERSED 3/07/08 - 8/07/08 REAL: PERSONAL & COMMERCIAL PROPERTY

RECEIPT#	NAME	DIST	TAX BEFORE EX.	TAX AFTER EX.	PENALTY	COST	R-REAL TOTAL TAX	P-PER C-COM	DATE NB
97-201122	COKER PATRICIA	130	878.39	776.14	116.42 REVERSED:	29.00	921.56 ABATED:	C	6/29/07
97-201125	COKER TALBERT K	110	44.48	38.98	5.85 REVERSED:	29.00	73.83 ABATED:	C	6/29/07
97-201130	COLEMAN AUDREY	110	21.35	18.71	2.81 REVERSED:	29.00	50.52 ABATED:	C	6/29/07
97-201136	COLLINS COLD STORAGE INC	110	5,781.75	5,067.07	760.06 REVERSED:	29.00	5,856.13 ABATED:	C	6/29/07
97-201143	COLLINS JANICE S	110	28.46	24.94	192.40 REVERSED:	29.00	1,475.07 ABATED:	C	6/29/07
97-201207	COMMUNICATIONS CENTRAL D	400	26.23	24.03	3.60 REVERSED:	29.00	56.63 ABATED:	C	6/29/07
97-201208	COMMUNITY COMMUNICATIONS	320	356.12	317.20	47.58 REVERSED:	29.00	393.78 ABATED:	C	6/29/07
97-201212	COMPUTER AIDED DRAFTING	110	30.24	26.50	25.28 REVERSED:	29.00	57.68 ABATED:	C	6/29/07
97-201220	CONNECTION INC OF FLORENC	110	24.91	21.83	3.98 REVERSED:	29.00	59.48 ABATED:	C	6/29/07
97-201242	COOPER OMEGA	380	8.25	6.71	1.01 REVERSED:	29.00	7.72 ABATED:	C	6/29/07
97-201277	COUNTY SEAT STORES INC	110	740.06	648.58	3.27 REVERSED:	29.00	774.87 ABATED:	C	6/29/07
97-201291	CRAIG JOE B	110	3.56	3.12	24.63 REVERSED:	24.00	188.81 ABATED:	C	6/29/07
97-201367	DARK SIDE TANNING SALON	100	199.36	175.39	47 REVERSED:	29.00	27.59 ABATED:	C	6/29/07
97-201380	DATRONIC EQUIPMENT INCOM	100	314.59	276.77	26.31 REVERSED:	29.00	330.70 ABATED:	C	6/29/07
97-201411	DICKERSON JAMES R	320	613.66	566.59	41.52 REVERSED:	29.00	657.58 ABATED:	C	6/29/07
97-201412	DICKERSON WILLIAM H	410	116.23	105.90	81.99 REVERSED:	29.00	150.79 ABATED:	C	6/29/07
			433.10	290.35	43.55 REVERSED:	00	333.90 ABATED:		
			42.30	19.54	15.87 REVERSED:	29.00	22.47 ABATED:		

REAL PERSONAL, & COMMERCIAL PROPERTY

3/07/08 -- 8/07/08

NULLIBONAS REVERSED

RECEIPT#	NAME	DIST	TAX BEFORE EX.	TAX AFTER EX.	PENALTY	COST	R-REAL TOTAL TAX	P-PER C-COM	DATE
97-201428	DINERY WALTER L	100	34.75	30.57	4.59	29.00	64.16	C	6/29/07
					REVERSED:		ABATED:		
					119.98	29.00	948.84	C	6/29/07
97-201437	DIXIE VENDING INC	410	877.92	799.86	22.14	00	169.73	C	6/19/08
					REVERSED:		ABATED:		
					319.50	00	169.73	C	6/19/08
97-201486	DURANT ROOSEVELT	410	61.83	56.33	8.45	29.00	93.78	C	6/29/07
					REVERSED:		ABATED:		
					1.56	00	11.96	C	6/29/07
97-201553	EICHLER BARBARA J	100	91.45	80.46	12.07	29.00	121.53	C	6/29/07
					REVERSED:		ABATED:		
					4.21	29.00	61.27	C	6/29/07
97-201558	ELBEAU PRODUCTIONS LTD	110	32.02	28.06	1.07	00	8.17	C	6/19/08
					REVERSED:		ABATED:		
					12.31	00	8.17	C	6/19/08
97-201599	ENTERTAINMENT ASSOCIATES	100	851.46	757.89	113.68	29.00	900.57	C	6/29/07
					REVERSED:		ABATED:		
					6.78	29.00	80.99	C	6/29/07
97-201646	FIDUCIARY LEASCO INC	110	19.84	11.45	1.72	00	13.17	C	6/19/08
					REVERSED:		ABATED:		
					5.61	29.00	72.03	C	6/29/07
97-201647	FIDUCIARY LEASCO INC	110	42.70	37.42	1.42	00	10.90	C	6/19/08
					REVERSED:		ABATED:		
					7.72	29.00	88.18	C	6/29/07
97-201648	FIDUCIARY LEASCO INC	110	58.71	51.46	1.95	00	14.97	C	6/19/08
					REVERSED:		ABATED:		
					2.66	29.00	49.36	C	6/29/07
97-201651	FILING SYSTEMS MARKETING	100	20.12	17.70	2.42	00	47.55	C	6/29/07
					REVERSED:		ABATED:		
					1.29	00	9.85	C	6/19/08
97-201680	FIVE POINTS PARTS INC	320	18.11	16.13	214.69	29.00	1,674.94	C	6/29/07
					REVERSED:		ABATED:		
					54.35	00	416.65	C	6/19/08
97-201759	FOUR BROTHERS INC THE	110	1,633.12	1,431.25	137.55	29.00	1,083.58	C	6/29/07
					REVERSED:		ABATED:		
					20.81	24.00	183.57	C	6/29/07
97-201775	FULLER FRED	310	1,019.28	917.03	20.81	00	40.40	C	6/19/08
					REVERSED:		ABATED:		
					5.27	00	40.40	C	6/19/08
97-201788	G & W BUILDERS OF FLOREN	110	158.33	138.76	35.31	29.00	299.74	C	6/29/07
					REVERSED:		ABATED:		
					8.94	00	68.53	C	6/19/08
97-201798	GAINAY BRUCE D	110	268.63	235.43	22.03	29.00	197.91	C	6/29/07
					REVERSED:		ABATED:		
					2.34	29.00	45.93	C	6/29/07
97-201799	GAINAY GEORGE A	130	166.23	146.88	2.34	00	4.54	C	6/19/08
					REVERSED:		ABATED:		
					6.84	00	4.54	C	6/19/08
97-201810	GAM AFG CORPORATION	110	17.79	15.59	1.07	00	8.17	C	6/29/07
					REVERSED:		ABATED:		
					6.84	00	4.54	C	6/19/08

RECEIPT#	NAME	DIST	TAX BEFORE EX.	TAX AFTER EX.	PENALTY	COST	R-REAL TOTAL TAX	P-PER C-COM	DATE
97-201826	GASTON JOHN L	310	44.03	41.41	6.21	29.00	76.62	C	6/29/07
					REVERSED:		ABATED:	6/19/08	6/19/08
97-201902	GLOBAL TRAVEL AGENCY INC	110	748.96	656.38	98.46	29.00	783.84	C	6/29/07
	--CITY--		287.96	166.15	24.92	00	ABATED:	6/19/08	6/19/08
97-201935	GRAHAM GODWIN	320	12.07	10.75	1.61	29.00	41.36	C	6/29/07
	--CITY--		8.52	5.71	86	00	ABATED:	6/19/08	6/19/08
97-201949	GRAYSON LEE MEYER	130	661.15	584.19	87.63	29.00	700.82	C	6/29/07
					REVERSED:		ABATED:	6/19/08	6/19/08
97-202014	H E F JR INC H RUBIN VIS	110	1,062.06	930.78	139.62	29.00	1,099.40	C	6/29/07
	--CITY--		408.35	235.62	35.34	00	ABATED:	6/19/08	6/19/08
97-202029	HAM FRED A	400	1,015.10	930.00	139.50	29.00	1,098.50	C	6/29/07
					REVERSED:		ABATED:	6/19/08	6/19/08
97-202033	HAM WANDA M	410	417.94	380.78	57.12	29.00	466.90	C	6/29/07
	--CITY--		152.10	70.26	10.54	00	ABATED:	6/19/08	6/19/08
97-202047	HANKS JAMES C JR	130	136.01	120.18	18.03	29.00	167.21	C	6/29/07
					REVERSED:		ABATED:	6/19/08	6/19/08
97-202078	HARRY ANGELA	330	4.02	3.58	54	29.00	33.12	C	6/29/07
	--CITY--		1.20	45	07	00	ABATED:	6/19/08	6/19/08
97-202085	HASELDEN CAROL	310	118.37	106.50	15.98	29.00	151.48	C	6/29/07
					REVERSED:		ABATED:	6/19/08	6/19/08
97-202089	HATTIE W CREWS	110	39.14	34.30	5.15	29.00	68.45	C	6/29/07
	--CITY--		15.05	8.69	1.30	00	ABATED:	6/19/08	6/19/08
97-202110	HENRY VALLEY M	310	35.07	31.55	4.73	29.00	65.28	C	6/29/07
					REVERSED:		ABATED:	6/19/08	6/19/08
97-202144	HERRING APPLIANCE CO INC	110	104.96	91.99	13.80	29.00	134.79	C	6/29/07
	--CITY--		40.36	23.29	3.49	00	ABATED:	6/19/08	6/19/08
97-202180	HOFFMEYER ROAD AUTO SALE	110	514.13	450.58	67.59	29.00	547.17	C	6/29/07
	--CITY--		197.68	114.07	17.11	00	ABATED:	6/19/08	6/19/08
97-202186	HOLLOWAN CUSTOM CABINET	130	18.89	16.69	2.50	29.00	48.19	C	6/29/07
					REVERSED:		ABATED:	6/19/08	6/19/08
97-202192	HOME FURNITURE COMPANY O	100	106.08	93.33	14.00	29.00	136.33	C	6/29/07
					REVERSED:		ABATED:	6/19/08	6/19/08
97-202232	HUMPHREY GEORGE	400	68.20	62.48	9.37	29.00	100.85	C	6/29/07
					REVERSED:		ABATED:	6/19/08	6/19/08
97-202233	HUNT RALPH	100	3.66	3.22	48	29.00	32.70	C	6/02/98
					REVERSED:		ABATED:	6/19/08	6/19/08
97-202236	HURELL ANN	100	528.58	465.03	69.75	29.00	563.78	C	6/29/07
					REVERSED:		ABATED:	6/19/08	6/19/08

RECEIPT#	NAME	DIST	TAX BEFORE EX.	TAX AFTER EX.	PENALTY	CDST	R-REAL TOTAL TAX	P-PER C-COM	DATE NB
97-202270	IBM CREDIT CORPORATION	500	1,742.11	1,571.15	235.67 REVERSED:	29.00	1,835.82 ABATED:	C	6/29/07
97-202391	J & J TRANSPORTATION SER	100	27.44	24.14	3.62 REVERSED:	29.00	56.76 ABATED:	C	6/29/07
97-202392	J & J TRANSPORTATION SER	100	9.15	8.05	1.21 REVERSED:	29.00	38.26 ABATED:	C	6/29/07
97-202476	JOHNSON LARRY A	110	40.92	35.86	5.38 REVERSED:	29.00	70.24 ABATED:	C	6/29/07
	---CITY---		15.73	9.08	1.36 REVERSED:	00	10.44 ABATED:		
97-202512	JORDAN MURRAY E	110	6,635.67	5,815.44	872.32 REVERSED:	29.00	6,716.76 ABATED:	C	6/29/07
	---CITY---		2,551.92	1,472.11	220.82 REVERSED:	00	1,692.93 ABATED:		
97-202551	KEMMERLIN KENNY	100	700.51	616.29	92.44 REVERSED:	29.00	737.73 ABATED:	C	6/29/07
97-202555	KENNEDY WILLIAM T	110	33.80	29.62	4.44 REVERSED:	29.00	63.06 ABATED:	C	6/29/07
	---CITY---		13.00	7.50	1.13 REVERSED:	00	8.63 ABATED:		
97-202599	KRAZY WORLD INC	100	87.79	77.24	11.59 REVERSED:	29.00	117.83 ABATED:	C	6/29/07
97-202615	L L SMITH & SON INC	410	1,041.13	948.55	142.28 REVERSED:	29.00	1,119.83 ABATED:	C	6/29/07
	---CITY---		378.90	175.03	26.25 REVERSED:	00	201.28 ABATED:		
97-202670	LAPHON WOODROW D JR	330	48.29	43.01	6.45 REVERSED:	29.00	78.46 ABATED:	C	6/29/07
	---CITY---		14.40	5.39	.81 REVERSED:	00	6.20 ABATED:		
97-202783	LEEDS BUILDING PRODUCTS	100	299.96	263.90	39.59 REVERSED:	29.00	332.49 ABATED:	C	6/29/07
97-202814	LITTONS JEWELRY OF SOUTH	100	42.07	37.01	5.55 REVERSED:	29.00	71.56 ABATED:	C	6/29/07
97-202821	LOCKHART KRISTY J	100	3.66	3.22	.48 REVERSED:	29.00	32.70 ABATED:	C	6/29/07
97-202834	LOWDER RANDY J	110	16.01	14.03	2.10 REVERSED:	29.00	45.13 ABATED:	C	6/29/07
	---CITY---		6.16	3.56	.53 REVERSED:	00	4.09 ABATED:		
97-202919	MARIANDS COSMAS	510	306.25	279.64	41.95 REVERSED:	29.00	350.59 ABATED:	C	6/29/07
	---CITY---		66.91	20.67	3.10 REVERSED:	00	23.77 ABATED:		
97-202981	MCARTOR JOHN	500	256.42	235.31	35.30 REVERSED:	29.00	299.61 ABATED:	C	6/29/07
97-202987	MCCLAIN LEROY	110	24.91	21.83	3.27 REVERSED:	29.00	54.10 ABATED:	C	6/29/07
	---CITY---		9.58	5.53	.83 REVERSED:	00	6.36 ABATED:		
97-202989	MCCLAM LOUISE	320	42.25	37.63	5.64 REVERSED:	29.00	72.27 ABATED:	C	6/29/07
	---CITY---		29.82	19.99	3.00 REVERSED:	00	32.99 ABATED:		

RECEIPT#	NAME	DIST	TAX BEFORE EX.	TAX AFTER EX.	PENALTY	COST	R-REAL TOTAL TAX	P-PER C-COM	DATE NB
97-203293	MCGREGORY CORPORATION	110	163.67	143.44	21.52 REVERSED: 5.45	29.00	193.96 ABATED: 41.76	C	6/29/07
97-203028	MCKNIGHT MURIEL	320	4.02	3.58	54 REVERSED: 29	29.00	33.12 ABATED: 2.20	C	6/29/07
97-203031	MCLAUGHLIN JOHN W	110	12.45	10.91	1.54 REVERSED: 42	29.00	41.55 ABATED: 3.19	C	6/29/07
97-203039	MCHILLIAN WILLIAM	110	622.65	545.69	81.85 REVERSED: 20.72	29.00	656.54 ABATED: 158.85	C	6/29/07
97-203048	MEGGS JOHN RICHARD	130	98.23	86.80	13.02 REVERSED: 29.93	29.00	128.82 ABATED: 258.49	C	6/29/07
97-203057	MICHAEL BRYCE PLUMBING &	110	227.71	199.56	29.93 REVERSED: 7.58	29.00	258.49 ABATED: 58.10	C	6/29/07
97-203137	HILLING LINDA M	110	104.96	91.99	13.80 REVERSED: 3.47	29.00	134.79 ABATED: 26.78	C	6/29/07
97-203139	MILTON L KIRVEN	110	39.14	34.30	5.15 REVERSED: 1.30	29.00	68.45 ABATED: 9.99	C	6/29/07
97-203144	MISS BONNIES DAY CARE CE	110	736.51	645.47	96.82 REVERSED: 24.51	29.00	771.29 ABATED: 187.91	C	6/29/07
97-203147	MOBILEMEDIA COMMUNICATIO	110	11,469.21	10,051.51	1,507.73 REVERSED: 381.66	24.00	11,583.24 ABATED: 2,926.08	C	6/29/07
97-203148	MOBILEMEDIA COMMUNICATIO	100	962.05	846.38	126.96 REVERSED: 2,206.98	24.00	997.34 ABATED: 16,944.20	C	6/29/07
97-203150	MONTGOMERY WARD & CO INC	110	16,788.42	14,713.22	2,069.98 REVERSED: 558.67	24.00	16,944.20 ABATED: 4,283.14	C	6/29/07
97-203155	MOODY PHILLIP GORDON	100	228.63	201.14	30.17 REVERSED: 15.45	29.00	260.31 ABATED: 147.44	C	6/29/07
97-203171	MOORE RICHARD	100	117.06	102.99	15.45 REVERSED: 102.82	29.00	147.44 ABATED: 817.29	C	6/29/07
97-203399	MULLINS BRUCE	100	779.15	685.47	102.82 REVERSED: 12.16	29.00	817.29 ABATED: 122.24	C	6/29/07
97-203475	NORTHERN TERRITORIES INC	110	92.51	81.08	12.16 REVERSED: 3.08	29.00	122.24 ABATED: 23.61	C	6/29/07

RECEIPT#	NAME	DIST	TAX BEFORE EX.	TAX AFTER EX.	PENALTY	COST	R-REAL TOTAL TAX	P-PER C-COM	DATE
97-203497	NOMLIN EDDIE NATE	110 --CITY--	514.13 197.68	450.58 114.07	67.59 REVERSED: 17.11	29.00 6/19/08	547.17 ABATED: 131.18	C 6/19/08	6/29/07
97-203501	NU HOMEBUILDERS INC	110 --CITY--	81.83 31.46	71.72 18.15	10.76 REVERSED: 2.72	29.00 6/19/08	111.48 ABATED: 20.87	C 6/19/08	6/29/07
97-203512	OATES JOHNNY D	100	164.61	144.82	21.72 REVERSED:	29.00 6/19/08	195.54 ABATED:	C 6/19/08	6/29/07
97-203555	ORMAN ENTERPRISES INC	100	325.56	286.42	42.96 REVERSED:	29.00 6/19/08	358.38 ABATED:	C 6/19/08	6/29/07
97-203554	P M OF JOHNSONVILLE INC	510 ---CITY---	863.07 188.57	788.08 58.25	118.21 REVERSED: 8.74	29.00 6/19/08	935.29 ABATED: 66.99	C 6/19/08	6/29/07
97-203558	PAGE STEEL SALES INC	110 ---CITY---	583.51 224.35	511.38 129.45	76.71 REVERSED: 19.42	29.00 6/19/08	617.09 ABATED: 148.87	C 6/19/08	6/29/07
97-203579	PALMETTO HOMES OF SC INC	100	334.71	294.47	44.17 REVERSED:	29.00 6/19/08	367.64 ABATED:	C 6/19/08	6/29/07
97-203580	PALMETTO LINEN SERVICES	110 --CITY--	1,282.66 493.16	1,124.11 284.55	168.62 REVERSED: 42.68	29.00 6/19/08	1,321.73 ABATED: 327.23	C 6/19/08	6/29/07
97-203585	PALMETTO STREET DISCOUNT	100	38.41	33.79	5.07 REVERSED:	29.00 6/19/08	67.86 ABATED:	C 6/19/08	6/29/07
97-203591	PAMPLICO BROADCASTING LTD	130	2,108.12	1,862.71	279.41 REVERSED:	29.00 6/19/08	2,171.12 ABATED:	C 6/19/08	6/29/07
97-203631	PDN INC	100	885.24	778.81	115.82 REVERSED:	29.00 6/19/08	924.63 ABATED:	C 6/19/08	6/29/07
97-203633	PEARCE JULIE H	110 ---CITY---	115.86 43.78	99.79 25.26	14.97 REVERSED: 3.79	29.00 6/19/08	143.75 ABATED: 29.05	C 6/19/08	6/29/07
97-203657	PEE DEE SPORTSMAN SHOP I	100	177.41	156.08	23.41 REVERSED:	29.00 6/19/08	208.49 ABATED:	C 6/19/08	6/29/07
97-203675	PEE DEE WHOLESALE FLORIS	100	4,250.60	3,739.55	560.93 REVERSED:	29.00 6/19/08	4,329.48 ABATED:	C 6/19/08	6/29/07
97-203687	PERDUE RAY	330 ---CITY---	18.11 5.40	16.13 2.02	2.42 REVERSED: 30	29.00 6/19/08	47.55 ABATED: 2.32	C 6/19/08	6/29/07
97-204038	PORTER JAMES E	310	4.38	3.94	59 REVERSED:	29.00 6/19/08	33.53 ABATED:	C 6/19/08	6/29/07
97-204091	PROSSERS BARBEQUE INC	500	301.82	276.97	41.55 REVERSED:	29.00 6/19/08	347.52 ABATED:	C 6/19/08	6/29/07
97-204111	QUALITY LIMO SERVICE INC	130	1,932.45	1,707.49	256.12 REVERSED:	29.00 6/19/08	1,992.61 ABATED:	C 6/19/08	6/29/07
97-204200	REB OF FLORENCE INC	110 ---CITY---	298.87 114.91	261.93 66.30	39.29 REVERSED: 9.95	29.00 6/19/08	330.22 ABATED: 76.25	C 6/19/08	6/29/07

REAL, PERSONAL, & COMMERCIAL PROPERTY

3/07/08 - 8/07/08

MULLIBOHAS REVERSED

RECEIPT#	NAME	DIST	TAX BEFORE EX.	TAX AFTER EX.	PENALTY	COST	R-REAL TOTAL TAX	P-PER C-COM	DATE
97-204618	STALVEY D GARY	110	90.73	79.52	11.93	29.00	120.45	C	6/29/07
	--CITY--		34.98	20.12	REVERSED: 3.02	00	ABATED: 23.14	6/19/08	
97-204619	STALVEY D GARY	100	318.25	279.99	42.00	29.00	350.99	C	6/29/07
					REVERSED:		ABATED:	6/19/08	
97-204661	STORAGE TEK DISTRIBUTED S	100	67.67	59.54	8.93	29.00	97.47	C	6/29/07
					REVERSED:		ABATED:	6/19/08	
97-204671	STRICKLAND JOHN E	100	528.58	465.03	69.75	29.00	563.78	C	6/29/07
					REVERSED:		ABATED:	6/19/08	
97-204717	TALLON SALES CO INC	110	14.23	12.47	1.87	29.00	43.34	C	6/29/07
	--CITY--		5.47	3.16	REVERSED: 47	00	ABATED: 3.63	6/19/08	
97-204728	TAYLOR DANNY D	110	190.35	166.82	25.02	24.00	215.84	C	6/29/07
					REVERSED:		ABATED:	6/19/08	
97-204732	TAYLOR NORMA	100	771.84	679.04	101.86	29.00	809.90	C	6/29/07
					REVERSED:		ABATED:	6/19/08	
97-204777	THOMPSON ISIAH	310	61.38	55.22	8.28	29.00	92.50	C	6/29/07
					REVERSED:		ABATED:	6/19/08	
97-204838	TOMPKINS DOUGLAS	110	5.34	4.68	.70	29.00	34.38	C	6/29/07
	--CITY--		2.05	1.18	REVERSED: 18	00	ABATED: 1.36	6/19/08	
97-204979	TURBEVILLE WAYNE	310	4.38	3.94	.59	29.00	33.53	C	6/29/07
					REVERSED:		ABATED:	6/19/08	
97-205074	VICKIE J CARRIGS	100	54.87	48.27	7.24	29.00	84.51	C	6/29/07
					REVERSED:		ABATED:	6/19/08	
97-205078	VINTAGE BUILDERS INC	110	14.01	14.03	2.10	29.00	45.13	C	6/29/07
	--CITY--		6.16	3.56	REVERSED: 53	00	ABATED: 4.09	6/19/08	
97-205134	WEAVER JAMES N	200	73.25	66.21	9.93	29.00	105.14	C	6/29/07
					REVERSED:		ABATED:	6/19/08	
97-205157	WHITAKER THOMAS L	110	3.56	3.12	.47	29.00	32.59	C	6/29/07
					REVERSED:		ABATED:	6/19/08	
97-205177	WILLIAMS FRANK JR	110	3.56	3.12	.47	29.00	32.59	C	6/29/07
	--CITY--		1.37	.79	REVERSED: 12	00	ABATED: 91	6/19/08	
97-205246	WOODY JONES PHOTOGRAPHY	110	8,412.89	7,372.98	1,105.95	29.00	8,507.93	C	6/29/07
	--CITY--		3,234.64	1,866.39	REVERSED: 279.96	00	ABATED: 2,146.35	6/19/08	
97-205394	PRO TEX AMERICA INC	400	4,755.50	3,510.09	526.51	29.00	4,055.60	C	6/29/07
					REVERSED:		ABATED:	6/19/08	
97-205486	SOUTHERN CRATE + PALLET C	410	1,886.90	1,719.12	257.87	24.00	2,000.99	C	6/29/07
	--CITY--		686.70	317.22	REVERSED: 47.58	00	ABATED: 364.80	6/19/08	

RECEIPT#	NAME	DIST	TAX BEFORE EX.	TAX AFTER EX.	PENALTY	COST	R-REAL TOTAL TAX	P-PER C-COH	DATE NB
97-205543	ALTMAN JERRY L	500	8.01	7.35	1.10	29.00	37.45	C	6/29/07
					REVERSED:	6/19/08	ABATED:		6/19/08
97-205544	LANDCO INC	100	1,183.36	1,041.08	158.16	24.00	1,221.24	C	6/29/07
					REVERSED:	6/19/08	ABATED:		6/19/08
97-205559	POWELL JAMES H	500	8.01	7.35	1.10	29.00	37.45	C	6/29/07
					REVERSED:	6/19/08	ABATED:		6/19/08
97-205574	SCHOFIELD JOHN W JR	100	429.82	378.15	58.72	29.00	463.87	C	6/29/07
					REVERSED:	6/19/08	ABATED:		6/19/08
97-205577	TEDDER BARBARA	110	3.56	3.12	.47	29.00	32.59	C	6/29/07
		---CITY---	1.37	.79	12	.00	ABATED:		6/19/08
97-205597	AMERSON CHRISTOPHER J	100	528.58	465.03	69.75	29.00	563.78	C	6/29/07
					REVERSED:	6/19/08	ABATED:		6/19/08
97-205598	BAKER CHARLES E	100	528.58	465.03	69.75	24.00	558.78	C	6/29/07
					REVERSED:	6/19/08	ABATED:		6/19/08
97-205602	CLAIR ENTERPRISES INC	110	514.13	450.58	67.59	29.00	547.17	C	6/29/07
		---CITY---	197.68	114.07	17.11	.00	ABATED:		6/19/08
97-205604	COKER TALBERT K	100	528.58	465.03	69.75	29.00	563.78	C	6/29/07
					REVERSED:	6/19/08	ABATED:		6/19/08
97-205606	COOPER ANGELINA G	500	771.92	708.37	106.26	29.00	843.63	C	6/29/07
					REVERSED:	6/19/08	ABATED:		6/19/08
97-205609	DAVIS PEARL	110	514.13	450.58	67.59	29.00	547.17	C	6/29/07
		---CITY---	197.68	114.07	17.11	.00	ABATED:		6/19/08
97-205614	EADDY TASHKIE	100	528.58	465.03	69.75	29.00	563.78	C	6/29/07
					REVERSED:	6/19/08	ABATED:		6/19/08
97-205616	EAST MAIN DRIVE IN THEATR	320	581.47	517.92	77.69	29.00	624.61	C	6/29/07
		---CITY---	410.38	275.12	41.27	.00	ABATED:		6/19/08
97-205628	GLENN ESTER S	100	528.58	465.03	69.75	29.00	563.78	C	6/29/07
					REVERSED:	6/19/08	ABATED:		6/19/08
97-205642	HUDSON MICHAEL	110	514.13	450.58	67.59	29.00	547.17	C	6/29/07
		---CITY---	197.68	114.07	17.11	.00	ABATED:		6/19/08
97-205645	KENNEDY CHARLES	110	514.13	450.58	67.59	29.00	547.17	C	6/29/07
		---CITY---	197.68	114.07	17.11	.00	ABATED:		6/19/08
97-205646	KHAN HETTIE S	100	528.58	465.03	69.75	29.00	563.78	C	6/29/07
					REVERSED:	6/19/08	ABATED:		6/19/08
97-205648	LAKE CITY TIRE & AUTO REP	320	581.47	517.92	77.69	29.00	624.61	C	6/29/07
		---CITY---	410.38	275.12	41.27	.00	ABATED:		6/19/08
97-205654	LIGSTON THOMAS	400	758.05	694.50	104.18	29.00	827.68	C	6/29/07
					REVERSED:	6/19/08	ABATED:		6/19/08
97-205657	MCCUTCHEON MARY K	110	514.13	450.58	67.59	29.00	547.17	C	6/29/07
		---CITY---	197.68	114.07	17.11	.00	ABATED:		6/19/08

RECEIPT#	NAME	DIST	TAX BEFORE EX.	TAX AFTER EX.	PENALTY	COST	R-REAL TOTAL TAX	P-PER C-COM	DATE NB
97-205660	MCFADDEN JOHNNY L	310	633.49	569.94	REVERSED: 85.49	29.00	684.43	C	6/29/07
							ABATED:		
97-205661	MCFADDEN LEROY	310	633.49	569.94	REVERSED: 85.49	29.00	684.43	C	6/29/07
							ABATED:		
97-205665	MILNER GENE W PRES	110	514.13	450.58	REVERSED: 67.59	29.00	547.17	C	6/29/07
	--CITY--		197.68	114.07	REVERSED: 17.11	00	ABATED:		
							131.18		
97-205666	MITCHELL LURA J	110	514.13	450.58	REVERSED: 67.59	29.00	547.17	C	6/29/07
	--CITY--		197.68	114.07	REVERSED: 17.11	00	ABATED:		
							131.18		
97-205667	MORRISON SHAUN	100	528.58	465.03	REVERSED: 69.75	29.00	563.78	C	6/29/07
							ABATED:		
97-205673	PEELE ROBERT A	110	514.13	450.58	REVERSED: 67.59	29.00	547.17	C	6/29/07
	--CITY--		197.68	114.07	REVERSED: 17.11	00	ABATED:		
							131.18		
97-205687	SPRING CHUCK L	100	528.58	465.03	REVERSED: 69.75	29.00	563.78	C	6/29/07
							ABATED:		
97-205692	TOLLEN MARK P	110	514.13	450.58	REVERSED: 67.59	29.00	547.17	C	6/29/07
	--CITY--		197.68	114.07	REVERSED: 17.11	00	ABATED:		
							131.18		
97-205695	UPDIKE JAMES DOUGLAS	100	528.58	465.03	REVERSED: 69.75	29.00	563.78	C	6/29/07
							ABATED:		
97-205700	WHITE PATRICIA W	110	514.13	450.58	REVERSED: 67.59	29.00	547.17	C	6/29/07
	--CITY--		197.68	114.07	REVERSED: 17.11	00	ABATED:		
							131.18		
97-205701	WILLIAMS MARGARETTE	100	528.58	465.03	REVERSED: 69.75	29.00	563.78	C	6/29/07
							ABATED:		
97-205874	MASHACK JOHNNY	100	105.08	93.33	REVERSED: 14.00	29.00	136.33	C	6/29/07
							ABATED:		
97-205951	IBM CREDIT CORPORATION	100	733.43	645.25	REVERSED: 96.79	29.00	771.04	C	6/29/07
							ABATED:		
97-205952	IBM CREDIT CORPORATION	100	159.12	139.99	REVERSED: 21.00	29.00	189.99	C	6/29/07
							ABATED:		
97-205953	IBM CREDIT CORPORATION	100	212.16	186.65	REVERSED: 28.00	29.00	243.65	C	6/29/07
							ABATED:		
97-205954	IBM CREDIT CORPORATION	320	26.16	23.30	REVERSED: 3.50	29.00	55.80	C	6/29/07
	--CITY--		18.46	12.38	REVERSED: 1.86	00	ABATED:		
							14.24		
97-205955	IBM CREDIT CORPORATION	100	3,151.37	2,772.48	REVERSED: 415.87	29.00	3,217.35	C	6/29/07
							ABATED:		
97-205956	IBM CREDIT CORPORATION	100	523.09	460.20	REVERSED: 69.03	29.00	558.23	C	6/29/07
							ABATED:		
97-206097	SHADOWS AND PEDDLE PUSHER	100	427.99	374.53	REVERSED: 56.48	29.00	462.01	C	6/29/07
							ABATED:		
98-103702	SHELLEY	110	100.43	88.29	REVERSED: 13.24	19.00	120.53	P	6/29/07
	--CITY--		37.62	21.67	REVERSED: 3.25	00	ABATED:		
							24.92		

RECEIPT#	NAME	DIST	TAX BEFORE EX.	TAX AFTER EX.	PENALTY	COST	R-REAL TOTAL TAX	P-PER C-CDM	DATE
98-104228	TURNER	KEN	97.42	89.26	13.39	19.00	121.65	P	6/29/07
		--CITY--	33.30	14.42	REVERSED: 2.16	00	ABATED: 16.58	4/14/08	
99-002830	BROWN HERMAN & LORETTA	380	429.20	166.79	35.02	69.00	260.81	R	6/29/07
					REVERSED: 4.36	19.00	PAID: 52.42	5/08/08	
99-104076	STONE BARRY DALE	500	31.13	29.06	REVERSED: 3/19/08		ABATED: 44.25	P	6/29/07
					REVERSED: 3.29	19.00	ABATED: 44.25	3/19/08	
99-104409	TURNER KEN	410	23.46	21.96	REVERSED: 4/14/08		ABATED: 3.94	P	6/29/07
		--CITY--	7.20	3.43	.51	00		4/14/08	

COUNTY TOTAL NULLA-BONDS 170,287.71
 CITY TOTAL NULLA-BONDS 21,163.86
 GRAND TOTAL 191,451.57

FLORENCE COUNTY COUNCIL MEETING

Item For Meeting On: Thursday, August 21, 2008

AGENDA ITEM: Reports to Council

DEPARTMENT: Planning Department

ISSUE UNDER CONSIDERATION:

To Ratify A Scrivener's Error Correction of Parcel Number 54 in Ordinance No. 41-2007/08 Previously Approved By Council on July 17, 2008 to Parcel Number 278.

POINTS TO CONSIDER:

1. Ordinance No. 41-2007/08 was adopted on third and final reading by Florence County Council on July 17, 2008.
2. The previously approved Ordinance contained a two digit scrivener's error in the Map Block Parcel number.
3. The correct parcel that was to be rezoned in the Ordinance is Parcel 278 instead of Parcel 54.

OPTIONS:

1. *(Recommended)* To Ratify A Scrivener's Error Correction of Parcel Number 54 in Ordinance No. 41-2007/08 Previously Approved By Council on July 17, 2008 to Parcel Number 278.
2. Provide An Alternate Directive.

ATTACHMENTS:

Ordinance No.41-2007/08-as amended

Sponsor(s) : Planning Commission
 Planning Commission Consideration : May 27, 2008
 Planning Commission Public Hearing : May 27, 2008
 Planning Commission Recommendation : May 27, 2008[Approved 8-0]
 First Reading/Introduction : June 19, 2008
 Committee Referral : N/A
 Second Reading : June 26, 2008
 Third Reading : July 17, 2008
 Effective Date : Immediately

I, _____,
 Council Clerk, certify that this
 Ordinance was advertised for
 Public Hearing on _____.

ORDINANCE NO. 41 -2007/08

COUNCIL-ADMINISTRATOR FORM OF GOVERNMENT FOR FLORENCE COUNTY

[An Ordinance To Rezone Properties Owned By Cedell and Sylvia C. Burgess Located At 605 Davis Street, Lake City And Leroy Burgess Located In The 400 Block Of Green Haven Avenue, Lake City From R-4, Multi-Family Residential District To RU-1, Rural Community District Shown On Florence County Tax Map No. 00169, Block 31, Parcels 278 And 12 Consisting Of 11.53+ Acres.]

WHEREAS:

1. Section 30.291 entitled "Intent" of Chapter 30-Zoning Ordinance of the Florence County Code establishes that Florence County Council must be satisfied that applications for amendments to the Zoning Atlas of Florence County are not injurious from a public health, safety, and general welfare outlook and the effect of the change will not negatively impact the immediate environs or the County generally; and
2. Section 30.297 entitled "Administrative Procedures, Action" of Chapter 30-Zoning Ordinance of the Florence County Code for Florence County republished January 2008 provides a procedure for amending the Official Zoning Map of the County of Florence; and
3. The procedure has been followed by the Florence County/Municipal Planning Commission at a public hearing on May 27, 2008.

NOW THEREFORE BE IT ORDAINED BY THE FLORENCE COUNTY COUNCIL DULY ASSEMBLED THAT:

1. Property located at 605 Davis Street and in the 400 block of Green Haven Avenue bearing Tax Map 169, Block 31, Parcels 278 and 12 are hereby rezoned to RU-1, Rural Community District.
2. Provisions in other Florence County ordinances in conflict with this Ordinance are hereby repealed.
3. If any provision of this Ordinance or the application thereof to any person or circumstance is held invalid, the invalidity does not affect other provisions or applications of the Ordinance which can be given effect without the invalid provision or application and to this end, the provisions of this Ordinance are severable.

ATTEST:

SIGNED:

 Connie Y. Haselden, Council Clerk

 K. G. Rusty Smith, Jr., Chairman

COUNCIL VOTE:

OPPOSED:

ABSENT:

 Approved as to Form and Content
 James C. Rushton, III, County Attorney

FLORENCE COUNTY COUNCIL MEETING

August 21, 2008

AGENDA ITEM: Other Business
Infrastructure Fund
Council District 3


DEPARTMENT: County Council

ISSUE UNDER CONSIDERATION:

Approve the expenditure of funds from Council District 3 Infrastructure funding allocation in an amount up to \$8,500.00 for the American Red Cross to assist in the replacement of an air conditioning unit.

ATTACHMENTS:

1. A copy of the Memorandum indicating the approval of Councilman Bradley.



FLORENCE COUNTY COUNCIL

MEMO

To: Councilman Alphonso Bradley, District 3

From: Connie Y. Haselden, Clerk to Council

Cc: Richard A. Starks, County Administrator
Suzanne S. King, Administrative Services Director
Kevin V. Yokim, Finance Director
Mazie Abraham, Interim Procurement Director

Date: August 21, 2008

Re: Infrastructure funding

Attached is a request from the American Red Cross for financial assistance with the replacement of the air conditioning unit for the upstairs area of the Red Cross Building located on Lucas Street, currently utilized by Head Start. If you recommend this project and funding in an amount up to \$8,500.00 to be paid from Council District 3 Infrastructure funding allocations, please indicate your approval by signing below.

(verbally approved – signature pending)

Approved by Alphonso Bradley

Date



**American
Red Cross**

Honorable Alphonso Bradley
126 East Howe Spring Road
Florence SC 29505

August 6, 2008

Dear Councilman Bradley;

I would like to begin by thanking you for your time today at the American Red Cross. I really appreciate your quick response to the request from Mr. Walter Fleming.

As we discussed, the Red Cross has made a major effort to pay back debt that has been incurred from past years. This effort has reduced the debt from almost \$150,000.00 to approximately \$27,000.00

With this outpouring of funds we now find ourselves in need of assistance from the county. We lease our upstairs to Head Start. One of the Air Conditions that cools their area is not working and the unit is on the roof. We just do not have the funds available currently. We have received 4 bids and the lowest is \$8500.00.

Please consider this request. We treasure our relationship with Head Start and want them to continue to be happy in our building. Together we offer many service to the residents of Florence County and now need your help.

Sincerely

Linda Boone-Smith
Executive Director
Pee Dee Chapter

Together, we can save a life

Carolina Comfort Systems, Inc.
919 S Cashua Dr.
Suite D
Florence, SC 29501



Phone: (843) 665-1926
 Fax: (843) 679-5469

5-Aug-08

Section I - Description of work proposed

We propose to remove an old unit from the roof and install a new 7.5 ton heat pump with curb adaptor. We will wire the high and low voltage wiring, install a new thermostat and leave the job in a neat and safe operating condition.

Section II - Description of equipment we propose to install

TRANE WSC090A3GA0000 208/230, three phase with 13.5/18.0 kw heater

Section III - Description of standard equipment warranty

one year labor, one year parts, five year compressor

Section IV - Description of equipment manufactures optional Extended Warranty

Please initial if optional Extended Warranty is declined.

Customer Name American Red Cross
 Address 1601- A Lucas Street
 City Florence
 State/Zip South Carolina

Initials

Total; \$8,120.00

Boom Truck \$400.00

Sheldon Shelley 8.5.08
 Sheldon Shelley/Date

Customer signature if accepted/Date

FLORENCE COUNTY COUNCIL MEETING

August 21, 2008

AGENDA ITEM: Other Business
Infrastructure Fund
Council District 5

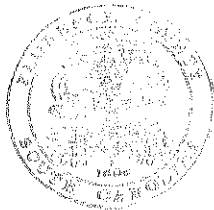
DEPARTMENT: County Council

ISSUE UNDER CONSIDERATION:

Approve the expenditure of funds from Council District 5 Infrastructure funding allocation in an amount up to \$4,500.00 to the Town of Coward for renovations to the Town's Tennis Court.

ATTACHMENTS:

1. A copy of the Memorandum indicating the approval of Councilman Rodgers.



FLORENCE COUNTY COUNCIL

MEMO

To: Councilman Johnnie D. Rodgers, Jr., District 5

From: Connie Y. Haselden, Clerk to Council

Cc: Richard A. Starks, County Administrator
Suzanne S. King, Administrative Services Director
Kevin V. Yokim, Finance Director
Joe Eason, Parks & Recreation Department Director
Mazie Abraham, Interim Procurement Director

Date: August 21, 2008

Re: Infrastructure funding

Attached is a request for financial assistance from the Town of Coward for renovations to the Town's Tennis Court. If you recommend this project and funding in an amount up to \$4,500.00 to be paid from Council District 5 Infrastructure funding allocations, please indicate your approval by signing below.

(verbally approved – signature pending)

Approved by Johnnie D. Rodgers, Jr.

Date

TOWN OF COWARD

POST OFFICE BOX 67

COWARD, SOUTH CAROLINA 29530

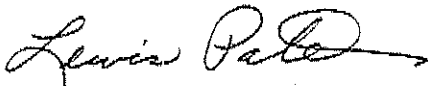
August 11, 2008

Johnnie Rodgers, Florence County Councilman
Florence, S.C. 29501

Dear Johnnie,

The Town of Coward's Tennis Court is going to be renovated. The project will cost about \$45,000. We are requesting \$4500.00 to help on this project. This tennis court is the main source of recreation and is used daily.

Thanking you in advance,



Mayor Lewis Pate and Council