

K. G. "Rusty" Smith, Jr.  
District #1

Ken Ard  
District #2

Alphonso Bradley  
District #3

Mitchell Kirby  
District #4

Johnnie D. Rodgers, Jr.  
District #5

Russell W. Culberson  
District #6

Waymon Mumford  
District #7

James T. Schofield  
District #8

H. Morris Anderson  
District #9

**AGENDA**  
**FLORENCE COUNTY COUNCIL**  
**REGULAR MEETING**  
**COUNTY COUNCIL CHAMBERS, ROOM 803**  
**180 NORTH IRBY STREET**  
**FLORENCE, SOUTH CAROLINA**  
**THURSDAY, FEBRUARY 18, 2010**  
**9:00 A. M.**

---

I. **CALL TO ORDER:** K. G. RUSTY SMITH, JR., CHAIRMAN

II. **INVOCATION:** H. MORRIS ANDERSON, SECRETARY/CHAPLAIN

III. **PLEDGE OF ALLEGIANCE TO THE AMERICAN FLAG:**  
WAYMON MUMFORD, VICE CHAIRMAN

IV. **WELCOME:** K. G. RUSTY SMITH, JR., CHAIRMAN

V. **MINUTES:**

**MINUTES OF THE JANUARY 14, 2010 REGULAR MEETING** [1]  
Council Is Requested To Approve The Minutes Of The January 14, 2010  
Regular Meeting Of County Council.

VI. **PUBLIC HEARINGS:**

No public hearings are required or scheduled for this meeting.

**VII. APPEARANCES:**

**A. HOLLY YOUNG BEAUMIER, DIRECTOR – FLORENCE CVB [11]**

Mrs. Beaumier, Director, Florence Convention & Visitors Bureau (CVB) Requests To Appear Before Council To Discuss A Regional Tourism Product Development Plan As It Relates To Florence County.

**B. MAYOR STEVE DUKES – CITY OF JOHNSONVILLE [13]**

Mayor Dukes Requests To Appear Before Council To Discuss Possible Funding Of A Tourism Project For The City Of Johnsonville.

**C. SHARON M. TAYLOR [15]**

Mrs. Taylor Requests To Appear Before Council Regarding The Rezoning Requests For 3508 And 3514 James Turner Road. (Ordinance No. 26-2009/10 And Ordinance No. 27-2009/10)

**D. KEVIN V. YOKIM – FINANCE DIRECTOR [17]**

Mr. Yokim Will Appear Before Council To Announce An Award By South Carolina Counties Workers' Compensation Trust To Florence County.

**VIII. COMMITTEE REPORTS:**

(Items assigned to the Committees in italics. Revisions by Committee Chair requested.)

**Administration & Finance**

(Council members K. G. "Rusty" Smith, Jr./Chair, Russell W. Culberson, Waymon Mumford and James T. Schofield)

*June 18, 2009*

*Ordinance No.35-2008/09 (Revisions to Procurement Section of County Code)*

**Public Services & County Planning**

(Council members James T. Schofield/Chair, Mitchell Kirby, and Ken Ard)

*January 17, 2008*

*Zoning Ordinance Amendment (Was Ordinance No. 18-2007/08)*

*February 5, 2009*

*Voter Registration/Election Office Building*

*October 15, 2009*

*Ordinance No. 13-2009/10 (Abatement of Unsafe Structures)*

Justice & Public Safety

(Council members Waymon Mumford/Chair, Johnnie D. Rodgers, Jr. and Al Bradley)

Education, Recreation, Health & Welfare

(Council members H. Morris Anderson/Chair, Johnnie D. Rodgers, Jr., and Al Bradley)

*October 16, 2008*

*Air Quality*

Agriculture, Forestry, Military Affairs & Intergovernmental Relations

(Council members Russell W. Culberson/Chair, Morris Anderson and Ken Ard)

Ad Hoc Water Study Committee

(Council members Ken Ard/Chair, Mitchell Kirby, Russell W. Culberson, and Johnnie D. Rodgers, Jr.)

City-County Conference Committee

(Council members Alphonso Bradley/Co-Chair, Russell W. Culberson, and Johnnie D. Rodgers, Jr.)

**IX. RESOLUTIONS:**

**A. RESOLUTION NO. 16-2009/10**

[18]

A Resolution Authorizing The Submission Of An Application To The Office Of Senator Lindsey Graham For A FY2011 Appropriation Request To Provide Mobile Data Units (MDU) To Allow Access To The National Database And Other Information Systems And To Provide Motorcycles To Assist With Drug Interdiction Along I-95 And For Escort Duties; And Authorize The County Administrator To Increase The Fleet.

**B. RESOLUTION NO. 17-2009/10**

[20]

A Resolution Making Application To The State Budget And Control Board Of South Carolina For Approval Of The Issuance By Florence County, South Carolina, Of Special Source Revenue Bonds (H.J. Heinz, Monster, And MIT Project) In One Or More Series Of Bonds, Pursuant To The Provisions Of Title 4, Chapter 29 Of The Code Of Laws Of South Carolina 1976, As Amended, In The Principal Amount Of Not Exceeding \$3,000,000.

**C. RESOLUTION NO. 18-2009/10 [28]**

A Resolution Authorizing The Submission Of An Application To The South Carolina Department Of Public Safety For A FY2011 Office Of Highway Safety Grant To Enhance The Five Member P.A.C.E. Team And Patrol Capabilities In An Effort To Reduce Speeding, Reduce DUI, And Prevent Traffic Collisions, Injuries And Fatalities In Florence County.

**D. RESOLUTION NO. 19-2009/10 [30]**

A Resolution Authorizing The Submission Of An Application To The Office Of Congressman James C. Clyburn For A FY2011 Funding Allocation To Provide Advanced Firewall Protection For The County Computer Network System To Assist With The Prevention Of Viruses And Attacks By Outside Sources.

**X. ORDINANCES IN POSITION:**

**A. THIRD READING**

**1. ORDINANCE NO. 25-2008/09 [32]**

An Ordinance To Amend Florence County Code, Chapter 5, Ambulance Services, In Its Entirety To Establish Procedures Relating To Private Ambulance Services And Other Matters Relating Thereto.

**2. ORDINANCE NO. 21-2009/10 – DEFERRAL [36]**

An Ordinance Authorizing The Execution And Delivery Of A Fee In Lieu Of Tax Agreement By And Between Florence County, South Carolina And Wellman Plastics Recycling, With Respect To Certain Economic Development Property, Whereby Such Property Will Be Subject To Certain Payments In Lieu Of Taxes And Other Matters Related Thereto.

**3. ORDINANCE NO. 22-2009/10 – DEFERRAL [61]**

An Ordinance Authorizing The Execution And Delivery Of A Fee In Lieu Of Tax Agreement By And Between Florence County, South Carolina, And J.P. Morgan Chase, With Respect To Certain Economic Development Property, Whereby Such Property Will Be Subject To Certain Payments In Lieu Of Taxes And Other Matters Related Thereto.

**4. ORDINANCE NO. 23-2009/10 – DEFERRAL [88]**

An Ordinance To Amend The Agreement For Development Of A Joint County Industrial Park Dated As Of December 1, 1998 Between Florence County, South Carolina And Williamsburg County, South Carolina To Include Additional Properties In The County As Part Of The Multi-County Industrial Or Business Park.

5. **ORDINANCE NO. 25-2009/10** [98]

An Ordinance To Amend Florence County Code, Chapter 30, Zoning Ordinance, Article V, Sign Regulations, Section 30-206, Prohibited Signs, And Section 30-209, Removal Of Signs, And Article VII, General And Ancillary Regulations, Section 30-249, Nonconformities, And Article X, Definitions, Regarding The Removal Of Dilapidated, Dangerous, And Illegal Signs, And The Definitions For Those Signs And Abandoned Signs.

*(Planning Commission approved 9 – 0.)*

**B. SECOND READING**

1. **ORDINANCE NO. 26-2009/10** [107]

An Ordinance To Rezone Property Owned By Cynthia Matthews Located At 3434 And 3508 James Turner Road., Florence County From R-1, Single-Family Residential District To RU-1, Rural Community District Shown On Florence County Tax Map No. 00127, Block 01, Parcel 072 Consisting Of Approximately 15.7 Acres.

*(Planning Commission approved 7 – 0.) (Council District 5)*

2. **ORDINANCE NO. 27-2009/10** [118]

An Ordinance To Rezone Property Owned By Pamela S. Truesdale Located At 3514 James Turner Road, Florence County From R-1, Single-Family Residential District To RU-1, Rural Community District Shown On Florence County Tax Map No. 00127, Block 01, Parcel 090 Consisting Of Approximately 4.81 Acres.

*(Planning Commission approved 7 – 0.) (Council District 5)*

**C. INTRODUCTION**

**ORDINANCE NO. 28-2009/10 – BY TITLE ONLY** [129]

An Ordinance Authorizing The Issuance And Sale Of Florence County, South Carolina, Special Source Revenue Bonds (H. J. Heinz, Monster, And MIT Projects), Series 2010, In The Principal Amount Of \$3,000,000; The Application Of The Proceeds Of Said Bonds To Reimburse The County For Expenditures Previously Made By The County With Respect To Economic Development Projects In The County; And Other Matters Relating Thereto.

**XI. APPOINTMENTS TO BOARDS & COMMISSIONS:**

**PEE DEE MENTAL HEALTH CENTER BOARD OF DIRECTORS**

[131]

The Pee Dee Mental Health Center Board Of Directors Requests Council's Consideration For The Approval Of The Submission Of The Following Recommendations To The Governor For Appointment/Re-Appointment To The Pee Dee Mental Health Center Board Of Directors Representing Florence County With Appropriate Expiration Terms: Dr. Gregory V. Browning - Seat 2, John Lochart - Seat 5, Dr. Cecilia Farina-Morin - Seat 4 And Nadine Livingston - Seat 8.

**XII. REPORTS TO COUNCIL:**

**A. ADMINISTRATION**

**1. ACCEPT RURAL DEVELOPMENT ACT FUNDING**

[136]

Authorize Acceptance Of Rural Development Act (RDA) Funding In The Amount Of \$65,000 From Pee Dee Electric Cooperative For Future Infrastructure Improvements At The Pee Dee Touchstone® Energy Commerce Center.

**2. FLORENCE COUNTY FORWARD SCOPE APPROVAL**

[139]

Approve The Scopes Of The Following Florence County Forward Component Projects: 1) Project No. 4/TV Road Widening – Installation Of Sidewalks As Recommended By SCDOT; And 2) Project No. 5/SC 51 Widening – To Be Established As A Five (5) Lane Design.

**3. MONTHLY FINANCIAL REPORTS**

[140]

Monthly Financial Reports Were Provided To Council For Fiscal Year 2010 Through December 31, 2009 As An Item For The Record.

**B. EMERGENCY MANAGEMENT DEPARTMENT**

**AWARD OF BID #12-09/10**

[146]

Approve Award Of Bid #12-09/10 For A 2010 2500 Series Truck With Crew Cab To Modern Chevrolet, Winston Salem, NC In The Amount Of \$26,140.56 For The Emergency Management Department To Be Funded From FY10 Departmental Funds. (2 compliant bids)

**C. EMERGENCY MEDICAL SERVICES (EMS)**

**1. AUTHORIZATION TO PROCURE EQUIPMENT [149]**

Authorize Procurement Of Compatible Software And Hardware Necessary To Transmit Electrocardiograms (EKGs) From The Field To McLeod Regional Medical Center And/Or Carolinas Hospital System By The Emergency Medical Services Department From Philips Healthcare In The Amount Of \$33,037 And General Devices In The Amount Of \$13,347, To Be Funded From FY10 Budgeted Funds And McLeod Hospital And Carolinas Hospital System Donations.

**2. AUTHORIZATION TO PURCHASE UPGRADES [151]**

Authorize The Procurement Of Compatible Software And Accessory Upgrades For Fourteen (14) Philips MRx Cardiac Monitors In Emergency Medical Services Department From Philips Healthcare In The Amount Of \$53,913, To Be Funded From FY10 Budgeted Funds.

**D. PROCUREMENT DEPARTMENT**

**1. AWARD BID #13-09/10 [153]**

Approve The Award Of Bid #13-09/10 For The Johnsonville High School Storm Drainage Project To Mid Atlantic Drainage, Galivants Ferry, SC In The Amount Of \$32,501; Funded By South Carolina Department Of Transportation (SC DOT) Under The C Funds Program. *(2 compliant bids)*

**2. DECLARATION OF SURPLUS PROPERTY [156]**

Declare Nine (9) Vehicles, One (1) Pick-Up Truck, One (1) Van, And One (1) Dump Truck As Surplus Property For Disposal Through Public Internet Auction Via Govdeals.

**E. PUBLIC WORKS DEPARTMENT**

**AWARD RFP #09-09/10 [158]**

Award RFP #09-09/10 For The Design-Build Of The Office Addition At Environmental Services To GBD Construction, LLC, Florence, South Carolina In The Amount Of \$138,277.96. *(5 compliant proposals)*

**F. SHERIFF OFFICE**

**AUTHORIZE PROCUREMENT OF GUNS**

[160]

Authorize The Procurement Of Glock Guns On State Contract From Lawmen's, Raleigh, NC In The Amount Of \$81,043 For The Florence County Sheriff Office And Declare Surplus And Approve The Trade-In Of Used Glock Guns To Lawmen's In The Amount Of \$43,215, For A Net Amount Of \$37,828 To Be Funded From The Florence County Sheriff Office Seized Auction Proceeds.

**G. TREASURER**

**TREASURER – DELINQUENT TAX DIVISION**

Pursuant To Policies Approved September 17, 1998 And Amended June 5, 2003, The Florence County Treasurer's Office – Delinquent Tax Division Provided Council With Quarterly Reports On The Following:

- Properties Coded "T" For Investigation, [163]
- Tax Notices Processed As Nulla Bona. [168]

**These Reports Are Provided To Council As Information Only. No Action Is Required By Council.**

**XIII. OTHER BUSINESS:**

**A. INFRASTRUCTURE**

**1. TOWN OF PAMPLICO**

[277]

Approve The Expenditure Of Up To \$6,599.00 From Council District 2 Infrastructure Funding Allocation To Assist The Town Of Pamplico With The Replacement Of Three (3) Older Heating/Cooling Units At Its Court/Council Chamber Room, Fire Chief/Public Works Director's Offices And Fire Vehicle's Storage Areas.

**2. SENIOR CITIZENS ASSOCIATION**

[279]

Approve The Expenditure Of Up To \$2,214.04 From Council Districts 3 And 7 Infrastructure Funding Allocations (\$1,107.02 From Each District) To Assist The Senior Citizens Association With The Purchase/Installation Of A Double Fryer And Meat Slicer To Enhance Senior Services At The Leatherman Senior Center.



3. TIMMONSVILLE RESCUE SQUAD [282]

Declare Vehicle #V0848 A 2003 Dodge Durango As Surplus; Authorize The Sale Of The Vehicle To The Timmons ville Rescue Squad In The Amount Of \$5,000; And Approve The Expenditure Of Up To \$5,000.00 From Council District 4 Infrastructure Funding Allocation For The Purchase Of The Vehicle For The Timmons ville Rescue Squad.

4. TOWN OF OLANTA [284]

Approve The Expenditure Of An Amount Estimated At \$4,900.00 From Council District 5 Infrastructure Funding Allocation To Install Wood Carpet In A Playground Area In A Town Of Olanta Community Park In Conjunction With A PRT Grant To The Town.

5. CITY OF FLORENCE [285]

Approve The Expenditure Of Up To \$50,000.00 From Council District 8 Infrastructure Funding Allocation To Assist The City Of Florence With The Performance Of A Major Cleanup Of The Hallmark Ditch.

**B. ROAD SYSTEM MAINTENANCE FEE (RSMF)**

RESURFACING PROJECTS/DISTRICT 8 [286]

Approve The Expenditure Of Up To \$198,896.00 From Council District 8 RSMF/Utility Funding Allocations To Fund The Cost Of 1 ½“ Type C Hot Laid Asphalt For Berkeley Avenue #1, Berkeley Avenue #2, Linden Drive, Nottingham Drive, Canterbury Road, Windsor Road, Cardinal Circle, Raven Drive #1, Raven Drive #2, Partridge Circle, Hummingbird Road, and Pinckney Avenue. [Contingent upon acquiring Encroachment Permits from the proper Entities (SCDOT or City of Florence).]

**C. UTILITY**

1. TOWN OF SCRANTON [287]

Approve The Expenditure Of Up To \$40,000.00 From Council Districts 1 And 5 Utility Funding Allocations (\$20,000 From Each District) To Assist The Town Of Scranton With Matching Funds For A \$500,000 CDBG Grant To Provide Water In The Rural Areas.

2. **JOHNSONVILLE SENIOR CENTER** [290]  
Approve The Expenditure Of Up To \$1,610.00 From Council District 2  
Utility Funding Allocation To Put Two (2) Loads (50 Tons) Of MBC  
Stone At The Senior Citizens Center In Johnsonville, SC.

**XIV. EXECUTIVE SESSION:**

Pursuant to Section 30-4-70 of the South Carolina Code of Laws 1976, as amended.

- Contractual matter concerning Voter Registration/Election Commission services;
- Pending real property transactions;
- Legal briefing.

**XV. INACTIVE AGENDA:**

**A. ORDINANCE NO. 35-2008/09**

At its regular meeting of June 18, 2009, Council referred this Ordinance to the Committee on Administration & Finance: An Ordinance To Re-Establish And Revise Florence County Procurement Policies and Procedures As Chapter 25.5, Procurement, And To Delete All Conflicting Sections Of The Code; And Other Matters Relating Thereto.

**B. ORDINANCE NO. 13-2009/10**

At its regular meeting of October 15, 2009, Council referred this Ordinance to the Committee on Public Service & County Planning: An Ordinance To Establish Policies And Procedures Related To The Abatement Of Unsafe Structures As Florence County Code, Chapter 21, Nuisances, Article II, Unsafe Structure Abatement And Other Matters Related Thereto.

*(Planning Commission approved 6 – 0.)*

**XVI. ADJOURN:**

# FLORENCE COUNTY COUNCIL MEETING

February 18, 2010

**AGENDA ITEM:** Minutes

**DEPARTMENT:** County Council

**ISSUE UNDER CONSIDERATION:**

Council is requested to approve the minutes of the January 14, 2010 regular meeting of County Council.

**OPTIONS:**

1. Approve minutes as presented.
2. Provide additional directive, should revisions be necessary.

**ATTACHMENTS:**

Copy of proposed Minutes.

**REGULAR MEETING OF THE FLORENCE COUNTY COUNCIL,  
THURSDAY, JANUARY 14, 2010, 9:00 A.M., COUNCIL CHAMBERS  
ROOM 803, CITY-COUNTY COMPLEX, 180 N. IRBY STREET,  
FLORENCE, SOUTH CAROLINA**

**PRESENT:**

K. G. "Rusty" Smith, Jr., Chairman  
Waymon Mumford, Vice-Chairman  
H. Morris Anderson, Secretary-Chaplain  
Mitchell Kirby, Council Member  
Russell W. Culberson, Council Member  
Johnnie D. Rodgers, Jr., Council Member  
J. Ken Ard, Council Member  
James T. Schofield, Council Member  
Richard A. Starks, County Administrator  
James C. Rushton, III, County Attorney  
Connie Y. Haselden, Clerk to Council

**ALSO PRESENT:**

Kevin V. Yokim, Finance Director  
Ryon Watkins, EMS Director  
Ray McBride, Library Director  
Sheriff Kenney Boone  
Barbara Coker, Sheriff Office  
Chuck Tomlinson, Morning News Staff Writer

**ABSENT:**

Alphonso Bradley, Council Member

A notice of the regular meeting of the Florence County Council appeared in the January 13, 2010 edition of the MORNING NEWS. Copies of the agenda were faxed to members of the media and posted in the lobby of the City-County Complex, the Doctors Bruce and Lee Foundation Public Library, and on the County's website ([www.florenceco.org](http://www.florenceco.org)).

Chairman Smith called the meeting to order. Secretary-Chaplain Anderson provided the invocation and Vice Chairman Mumford led the Pledge of Allegiance to the American Flag. Chairman Smith welcomed everyone attending the meeting.

**ELECTION OF OFFICERS FOR 2010:**

Chairman Smith relinquished the floor to the County Attorney to conduct the election of officers for 2010.

County Attorney James C. Rushton, III opened the floor for nominations for Officers for County Council for calendar year 2010. Councilman Culberson made a motion Council appoint the same slate of officers that served in 2009 by acclamation: K. G. Rusty Smith, Jr. – Chairman, Waymon Mumford – Vice Chairman and H. Morris Anderson – Secretary-Chaplain. Councilman Kirby seconded the motion, which was approved unanimously.

### **APPROVAL OF MINUTES:**

Councilman Anderson made a motion Council approve the minutes of the December 10, 2009 regular meeting of County Council. Councilman Mumford seconded the motion, which was approved unanimously.

### **PUBLIC HEARINGS:**

There were no public hearings required, scheduled, or held.

### **APPEARANCES:**

#### **A. MICHELLE JAMES, P.D. – PROGRAM MANAGER, SCDOT**

Michelle James, Program Manager, South Carolina Department Of Transportation (SC DOT) Appeared Before Council To Discuss The TV Road And SC 51 Project Scopes. Chairman Smith stated the presentation would be received as information for Council's review and consideration at the next regularly scheduled meeting of Council.

#### **VERMELLE P. SIMMONS – 2010 CENSUS**

Ms. Simmons Along With Milton Smalls Appeared Before Council To Provide A Brief Presentation About The Importance Of The 2010 Census.

### **COMMITTEE REPORTS:**

#### **COMMITTEE ON PUBLIC SERVICE & COUNTY PLANNING**

Committee Chairman Schofield stated the Committee was scheduled to meet after the regularly scheduled meeting to discuss Ordinance No. 13-2009/10 (Abatement of Unsafe Structures).

#### **COMMITTEE ON JUSTICE & PUBLIC SAFETY**

Committee Chairman Mumford stated the Committee on Justice & Public Safety met prior to the regular meeting to discuss ambulance services. Committee Chairman Mumford made a motion Council remove Ordinance No. 25-2008/09 from the Inactive Agenda: An Ordinance To Amend Florence County Code, Chapter 5, Ambulance Services, In Its Entirety To Establish Procedures Relating To Private Ambulance Services And Other Matters Relating Thereto. Councilman Rodgers seconded the motion, which was approved unanimously. Councilman Mumford made a motion Council approve second reading of the Ordinance as amended and recommended by the Committee. Councilman Rodgers seconded the motion, which was approved unanimously.

## **COMMITTEE ON EDUCATION, RECREATION, HEALTH & WELFARE**

Committee Chairman Anderson displayed photographs of a dog rescued by Environmental Services. The owner was prosecuted through the Magistrate's Office for animal cruelty. He stated the RFP Panel met and approved the architect for the Environmental Services Office Building.

### **RESOLUTIONS:**

#### **RESOLUTION NO. 13-2009/10**

The Chairman published the title of Resolution No. 13-2009/10: A Resolution Authorizing The Submission Of An Application By Florence County To The South Carolina Department Of Public Safety Justice Assistance Grant (JAG) Program For Video Conferencing Systems At The City-County Complex And Law Enforcement Facilities. Councilman Mumford made a motion Council approve the Resolution as presented. Councilman Rodgers seconded the motion, which was approved unanimously.

#### **RESOLUTION NO. 14-2009/10**

The Chairman published the title of Resolution No. 14-2009/10: A Resolution Authorizing The Submission Of An Application By Florence County To The South Carolina Department Of Public Safety Justice Assistance Grant (JAG) Program To Provide Staff And Equipment For A Forensic Lab At The Law Enforcement Center To Aid In The Prosecution Of Crimes In A More Efficient And Effective Manner. Councilman Anderson made a motion Council approve the Resolution as presented. Councilman Mumford seconded the motion, which was approved unanimously.

#### **RESOLUTION NO. 15-2009/10**

The Chairman published the title of Resolution No. 15-2009/10: A Resolution Of Support For The South Carolina Homebuilders Association's Request To South Carolina Building Codes Council To Remove From The 2009 International Residential Code (IRC) Section R313, Mandatory Requirement Of Automatic Fire Sprinklers In Residential Construction. Councilman Culberson made a motion Council approve the Resolution as presented. Councilman Rodgers seconded the motion, which was approved unanimously.

### **ORDINANCES IN POSITION:**

#### **ORDINANCE NO. 18-2009/10 – THIRD READING**

The Clerk published the title of Ordinance No. 18-2009/10: An Ordinance To Rezone Property Owned By Randy Coker, Located At Devonshire Road, Lake City From R-2, Single-Family Residential District To PD, Planned Development District Shown On Florence County Map 00167, Block 31, Parcel 127 Consisting Of Approximately 3.47 Acres. Councilman Rodgers made a motion Council approve third reading of the Ordinance. Councilman Anderson seconded the motion, which was approved unanimously.

**ORDINANCE NO. 19-2009/10 – THIRD READING**

The Clerk published the title of Ordinance No. 19-2009/10: An Ordinance To Zone Property Owned By Florence County Located At 959 S. Pamplico Hwy., Pamplico To B-1, Limited Business District Shown On Florence County Tax Map No. 00377, Block 02, Parcel 061 Consisting Of 1.03 Acres. Councilman Ard made a motion Council approve third reading of the Ordinance. Councilman Anderson seconded the motion, which was approved unanimously.

**ORDINANCE NO. 20-2009/10 – THIRD READING**

The Clerk published the title of Ordinance No. 20-2009/10: An Ordinance Authorizing Pursuant To Title 4, Chapter 1 Of The South Carolina Code Of Laws, 1976, As Amended, The Execution And Delivery Of An Infrastructure Financing Agreement Between Florence County, South Carolina And Smurfit Stone Container Enterprises, Inc. Councilman Culberson made a motion Council approve third reading of the Ordinance. Councilman Rodgers seconded the motion, which was approved unanimously.

**ORDINANCE NO. 21-2009/10 – THIRD READING DEFERRED**

The Chairman stated third reading of Ordinance No. 21-2009/10 would be deferred: An Ordinance Authorizing The Execution And Delivery Of A Fee In Lieu Of Tax Agreement By And Between Florence County, South Carolina And Wellman Plastics Recycling, With Respect To Certain Economic Development Property, Whereby Such Property Will Be Subject To Certain Payments In Lieu Of Taxes And Other Matters Related Thereto.

**ORDINANCE NO. 22-2009/10 – THIRD READING DEFERRED**

The Chairman stated third reading of Ordinance No. 22-2009/10 would be deferred: An Ordinance Authorizing The Execution And Delivery Of A Fee In Lieu Of Tax Agreement By And Between Florence County, South Carolina, And J.P. Morgan Chase, With Respect To Certain Economic Development Property, Whereby Such Property Will Be Subject To Certain Payments In Lieu Of Taxes And Other Matters Related Thereto.

**ORDINANCE NO. 23-2009/10 – THIRD READING DEFERRED**

The Chairman stated third reading of Ordinance No. 23-2009/10 would be deferred: An Ordinance To Amend The Agreement For Development Of A Joint County Industrial Park Dated As Of December 1, 1998 Between Florence County, South Carolina And Williamsburg County, South Carolina To Include Additional Properties In The County As Part Of The Multi-County Industrial Or Business Park.

**ORDINANCE NO. 24-2009/10 – THIRD READING**

The Clerk published the title of Ordinance No. 24-2009/10: An Ordinance To Amend The Agreement For Development Of A Joint County Industrial Park Dated As Of December 1, 2006 Between Florence County, South Carolina And Marion County, South Carolina To Include Additional Properties In The County As Part Of The Multi-County Industrial Or Business Park. Councilman Rodgers made a motion Council approve third reading of the Ordinance. Councilman Culberson seconded the motion, which was approved unanimously.

**ORDINANCE NO. 25-2009/10 – SECOND READING**

The Clerk published the title of Ordinance No. 25-2009/10: An Ordinance To Amend Florence County Code, Chapter 30, Zoning Ordinance, Article V, Sign Regulations, Section 30-206, Prohibited Signs, And Section 30-209, Removal Of Signs, And Article VII, General And Ancillary Regulations, Section 30-249, Nonconformities, And Article X, Definitions, Regarding The Removal Of Dilapidated, Dangerous, And Illegal Signs, And The Definitions For Those Signs And Abandoned Signs. Councilman Schofield made a motion Council approve second reading of the Ordinance. Councilman Culberson seconded the motion, which was approved unanimously.

**ORDINANCE NO. 26-2009/10 – INTRODUCED**

The Clerk published the title of Ordinance No. 26-2009/10 and the Chairman declared the Ordinance introduced: An Ordinance To Rezone Property Owned By Cynthia Matthews Located At 3434 And 3508 James Turner Road, Florence County From R-1, Single-Family Residential District To RU-1, Rural Community District Shown On Florence County Tax Map No. 00127, Block 01, Parcel 072 Consisting Of Approximately 15.7 Acres.

**ORDINANCE NO. 27-2009/10 – INTRODUCED**

The Clerk published the title of Ordinance No. 27-2009/10 and the Chairman declared the Ordinance introduced: An Ordinance To Rezone Property Owned By Pamela S. Truesdale Located At 3514 James Turner Road, Florence County From R-1, Single-Family Residential District To RU-1, Rural Community District Shown On Florence County Tax Map No. 00127, Block 01, Parcel 090 Consisting Of Approximately 4.81 Acres.

**APPOINTMENTS TO BOARDS AND COMMISSIONS:**

**FLORENCE COUNTY LIBRARY BOARD OF TRUSTEES**

Council unanimously appointed Charles Howle to represent Florence County Council District 9 on the Florence County Library Board of Trustees, with appropriate expiration terms.

**FLORENCE CITY-COUNTY HISTORICAL COMMISSION**

Council unanimously re-appointed Peggy Brown for recommendation to the Governor to serve on the Florence City-County Historical Commission, with appropriate expiration terms.

**CONSTRUCTION BOARD OF ADJUSTMENTS & APPEALS**

Council unanimously appointed Phillip Dowling to serve on the Florence County Construction Board of Adjustments & Appeals, representing Council District 9, with appropriate expiration terms.



## REPORTS TO COUNCIL:

### ADMINISTRATION

#### MONTHLY FINANCIAL REPORTS

Monthly Financial Reports Were Provided To Council For Fiscal Year 2010 Through November 30, 2009 As An Item For The Record.

#### SCDHEC WASTE TIRE/AUTOMOBILE DISMANTLER RECYCLING GRANT

Councilman Kirby made a motion Council Accept FY2010 Waste Tire/Automobile Dismantler Recycling Grant #21 Wt 10 In The Amount Of \$41,500 To Be Utilized To Assist With Disposal Costs Associated With Waste Tires At The Old Landfill. Councilman Culberson seconded the motion, which was approved unanimously.

### FINANCE

#### ACCEPTANCE OF FISCAL YEAR ENDED JUNE 30, 2009 AUDIT

Butch Whiddon, Baird & Company, CPA's, LLC, presented an overview of the Fiscal Year Ended June 30, 2009 Audit. Councilman Kirby made a motion Council accept the Audit as presented. Councilman Rodgers seconded the motion, which was approved unanimously.

#### EMERGENCY MEDICAL SERVICES (EMS)

##### GRANT AWARD – CAROLINAS HOSPITAL SYSTEM

Councilman Rodgers made a motion Council Accept A Grant Award In The Amount Of \$20,192 From Carolinas Hospital System For Their Portion Of Equipment Costs To Provide EKG Transmission Capability From An Ambulance En-Route To Carolinas Hospital System Emergency Department. Councilman Anderson seconded the motion, which was approved unanimously.

##### GRANT AWARD – MCLEOD HEALTH

Councilman Mumford made a motion Council Accept A Grant Award In The Amount Of \$20,192 From McLeod Health For Their Portion Of Equipment Costs To Provide EKG Transmission Capability From An Ambulance En-Route To McLeod Regional Medical Center Emergency Department. Councilman Rodgers seconded the motion, which was approved unanimously.

### LIBRARY

##### GRANT AWARD – HONDA SOUTH CAROLINA MFG., INC.

Councilman Kirby made a motion Council Accept A Grant Award In The Amount Of \$5,000 From Honda South Carolina Mfg., Inc. For Books And Other Library Materials For The Timmonsville Library. Councilman Rodgers seconded the motion, which was approved unanimously. Chairman Smith announced that the ribbon cutting ceremony for the newly constructed Baker Memorial Library in Timmonsville was scheduled for Sunday, February 7, 2010 at 2 p.m.

## **PROCUREMENT DEPARTMENT**

### **APPOINTMENT OF EVALUATION COMMITTEE MEMBER**

Chairman Smith appointed Councilman Rodgers To Serve On The Public Works Heavy Equipment Bid Development And Evaluation Committee.

### **BID AWARD**

Councilman Ard made a motion Council Approve The Award Of Bid #08-09/10 To Stryker Medical, Portage, MI In The Amount Of \$11,803.96 For An Ambulance Cot For The Johnsonville Rescue Squad; To Be Funded From Grant Funds, With The Required Matching Funds Provided By Johnsonville Rescue Squad. Councilman Rodgers seconded the motion, which was approved unanimously.

### **SURPLUS PROPERTY**

Councilman Ard made a motion Council Authorize The Sale Of Vehicle #927, A 2005 Ford Five Hundred, To Johnsonville Fire District In The Amount Of \$1,000. Councilman Rodgers seconded the motion, which was approved unanimously.

### **SURPLUS PROPERTY**

Councilman Rodgers made a motion Council Declare Ninety-Six (96) Outdated Radios As Surplus Property For Disposal Through Public Internet Auction Via GovDeals. Councilman Kirby seconded the motion, which was approved unanimously.

### **SHERIFF OFFICE**

#### **PURCHASE AUTHORIZATION**

Councilman Culberson made a motion Council Authorize The Purchase Of Eight (8) Flashback Digital In-Car Cameras, Compatible With The Existing Digital Evidence Series System Currently Used At The Sheriff Office, From The Exclusive Manufacturer And Distributor L3 Communications Mobile Vision Inc., In The Amount Of \$42,336 Utilizing 2009 Justice Assistance Grant Funds. Councilman Rodgers seconded the motion, which was approved unanimously.

#### **DECLARE HANDGUN SURPLUS**

Councilman Culberson made a motion Council Declare One (1) Handgun As Surplus Property For The Purpose Of Awarding It To A Retiring Sheriff Office Employee, Ernest Jones. Councilman Kirby seconded the motion, which was approved unanimously.

## **OTHER BUSINESS:**

### **INFRASTRUCTURE FUND**

#### **FRANCIS MARION RECREATION ATHLETIC PARK**

Councilman Culberson made a motion Council Approve The Expenditure From Council Districts 3, 5 and 7 Infrastructure Funding Allocations In A Total Amount Estimated At \$7,300 (Approximately \$2,433.33 from each district) To Assist Francis Marion Recreation Athletic Park With The Extension Of The Backstop On The Dixie Boys Field From 20 Feet To 30 Feet And Painting The Concessions Building. Councilman Mumford seconded the motion, which was approved unanimously.

### **UTILITY FUNDING**

#### **PINE NEEDLES WIDENING PROJECT**

Councilman Kirby made a motion Council Approve The Expenditure From Council District 9 Utility Funding Allocation In An Amount Up To \$3,735 To Assist With The Pine Needles Widening Project Piping Along A Portion Of South Ebenezer Road. Councilman Rodgers seconded the motion, which was approved unanimously.

**The following items were additions to the agenda:**

#### **MORRIS STREET SIDEWALK PROJECT**

Councilman Rodgers made a motion Council Approve The Expenditure Of Up To \$15,940.40 From Council District 1 Infrastructure Funding Allocation To Provide Matching Funds For A SC DOT Enhancement Grant For The Morris Street Sidewalk Project In Lake City, Contingent Upon Award Of The Grant. Councilman Mumford seconded the motion, which was approved unanimously.

#### **WEST FLORENCE HIGH SCHOOL**

Councilman Anderson made a motion Council Approve The Expenditure Of Up To \$25,000 From Council Districts 3 and 9 Infrastructure Funding Allocations (\$12,500 From Each District) To Assist Florence School District One With The Construction Of A Baseball Locker Room At West Florence High School. Councilman Culberson seconded the motion, which was approved unanimously.

#### **E. SALEM ROAD**

Councilman Ard made a motion Council Approve The Expenditure Of Up To \$67,434.85 From Council District 2 RSMF Funding Allocation To Put MBC Stone And Crushed Asphalt On E. Salem Road. Councilman Culberson seconded the motion, which was approved unanimously.

#### **MARY ROAD**

Councilman Rodgers made a motion Council Approve The Expenditure Of Up To \$4,100 From Council District 5 Infrastructure Funding Allocation To Pay For MBC Stone And Crushed Asphalt For Mary Road. Councilman Culberson seconded the motion, which was approved unanimously.

**EXECUTIVE SESSION:**

Councilman Mumford made a motion Council Enter Executive Session, Pursuant To Section 30-4-70 Of The South Carolina Code Of Laws 1976, As Amended, To Discuss The Following: Contractual Matters Concerning Pending Real Property Transactions and Personnel Matters Related To The Chief Magistrate's Office. Councilman Culberson seconded the motion, which was approved unanimously.

Council entered executive session at 10:09 a.m. Council reconvened at 10:31 a.m.

Subsequent to Executive Session, Council took the following actions:

**JOHNSONVILLE LIBRARY**

Councilman Ard made a motion Council Transfer [by deed] The Current Johnsonville Library Property From The County Back To The City Of Johnsonville. Councilman Culberson seconded the motion, which was approved unanimously.

There being no further business to come before Council, Councilman Culberson made a motion to adjourn. Councilman Mumford seconded the motion, which was approved unanimously.

**COUNCIL MEETING ADJOURNED AT 10:32 A.M.**

---

**H. MORRIS ANDERSON**  
**SECRETARY-CHAPLAIN**

---

**CONNIE Y. HASELDEN**  
**CLERK TO COUNTY COUNCIL**

# FLORENCE COUNTY COUNCIL MEETING

February 18, 2010

**AGENDA ITEM:** Appearances Before Council  
Holly Young Beaumier

**DEPARTMENT:** County Council

**ISSUE UNDER CONSIDERATION:**

Mrs. Beaumier Requests To Appear Before Council To Discuss A Regional Tourism Product Development Plan As It Relates To Florence County.

**ATTACHMENT:**

Copy of the Request Received Via Email.

Florence SC  
Convention and Visitors Bureau

January 7, 2010

Connie Y. Haselden  
Clerk to Council  
Florence County Council  
180 N. Irby Street, MSC-G  
Florence, SC 29501

Dear Ms. Haselden,

This letter serves as a request for an opportunity for the Florence Convention and Visitors Bureau to speak to County Council at the regular February meeting. The topic is the Regional Tourism Product Development Plan as it relates to Florence County.

Thank you for your consideration in this matter.

Sincerely,

  
Holly Young Beaumier  
Director

Florence Convention and Visitors Bureau  
PO Box 3093, Florence, SC 29502      3290 West Radio Drive, Florence, SC 29501  
(843) 664-0330 fax (843) 665-9480      Holly.Young@florencesccvb.com

# FLORENCE COUNTY COUNCIL MEETING

February 18, 2010

**AGENDA ITEM:** Appearances Before Council  
Mayor Steve Dukes – City of Johnsonville

**DEPARTMENT:** County Council

**ISSUE UNDER CONSIDERATION:**

Mayor Dukes Requests To Appear Before Council To Discuss Possible Funding Of A  
Tourism Project For The City Of Johnsonville.

**ATTACHMENT:**

Copy of the Request Received Via Email.

## Connie Haselden

---

**From:** Scott Tanner [stanner@cityofjohnsonville.com]

**Sent:** Thursday, February 04, 2010 10:14 AM

**To:** Connie Haselden

**Subject:** Appearance Before Council

Connie, Mayor Steve Dukes of the City of Johnsonville would like to appear before Council at the February 18<sup>th</sup> meeting to discuss possible funding of a tourism project for the City of Johnsonville.

Please let me know if this is possible-- Thanks for your help..

Scott Tanner, Administrator

City of Johnsonville

PO Box 428

111 W. Broadway Street

Johnsonville, SC 29555

Office: 843-386-2069

Cell : 843-409-1043

Fax : 843-386-2626

[stanner@cityofjohnsonville.com](mailto:stanner@cityofjohnsonville.com)



# FLORENCE COUNTY COUNCIL MEETING

February 18, 2010

**AGENDA ITEM:** Appearances Before Council  
Sharon M. Taylor

**DEPARTMENT:** County Council

**ISSUE UNDER CONSIDERATION:**

Mrs. Taylor Requests To Appear Before Council Regarding The Rezoning Requests For 3508 And 3514 James Turner Road. (*Ordinance No. 26-2009/10 and Ordinance No. 27-2009/10*)

**ATTACHMENT:**

Copy of the Request Received Via Email.

**From:** jsfarm2@aol.com [mailto:jsfarm2@aol.com]  
**Sent:** Monday, January 25, 2010 12:13 AM  
**To:** Connie Haselden  
**Subject:** Fwd: Appearance Before County Council

Connie,

Please accept this as a request to appear before county council at the February 18, 2010 meeting.

This regards the rezoning request for the following properties:

PC#2009-42 3508 James Turner Road, Effingham, S. C. (Owner Cynthia T. Matthews)

PC#2009-43 3514 James Turner Road, Effingham, S. C. (Owner Pamela S. Truesdale)

Both of these are mainly surrounded by R-5 already.

My mother, Cynthia T. Matthews along with Pam Truesdale are requesting the rezoning for agricultural reasons with equine and farming to continue as it has for over a century.

Thanking you in advance for all of the tremendous amount of work you do for Florence County.

Sincerely,

Sharon M. Taylor

# FLORENCE COUNTY COUNCIL MEETING

February 18, 2010

**AGENDA ITEM:** Appearances Before Council  
Kevin V. Yokim – Finance Director

**DEPARTMENT:** County Council

**ISSUE UNDER CONSIDERATION:**

Mr. Yokim Will Appear Before Council To Announce An Award By South Carolina Counties Workers' Compensation Trust To Florence County.

# FLORENCE COUNTY COUNCIL MEETING

February 18, 2010

**AGENDA ITEM:** Resolution No. 16-2009/10

**DEPARTMENT:** Florence County Sheriff Office

## **ISSUE UNDER CONSIDERATION:**

(A Resolution Authorizing The Submission Of An Application To The Office Of Senator Lindsey Graham For A FY2011 Appropriation Request To Provide Mobile Data Units (MDU) To Allow Access To The National Database And Other Information Systems And To Provide Motorcycles To Assist With Drug Interdiction Along I-95 And For Escort Duties; And Authorize The County Administrator To Increase The Fleet.)

## **POINTS TO CONSIDER:**

1. The FY2011 appropriation will be used to provide eleven (11) MDU and two (2) motorcycles to aid law enforcement in added technology for more efficient and effective operations and increased drug enforcement capabilities.
2. The motorcycles would be an addition to the current fleet and requires Council approval per Florence County Ordinance No. 01-2009/10, Section 14.
3. The total project is estimated to cost \$148,521.
4. The funding does not require matching funds.

## **FUNDING FACTORS:**

\$148,521 = Total FY 2011 Senator Lindsey Graham Appropriation Funding requested to cover cost of eleven (11) MDU's and two (2) motorcycles to assist the Florence County Sheriff's Office.

## **OPTIONS:**

1. *(Recommended)* Approve as presented.
2. Provide an Alternate Directive.

## **ATTACHMENTS:**

Resolution No. 16-2009/10.

Sponsor(s)/Department : Florence County Sheriff Office  
Adopted: : February 18, 2010  
Committee Referral : N/A  
Committee Consideration Date : N/A  
Committee Recommendation : N/A

**COUNCIL-ADMINISTRATOR FORM OF GOVERNMENT FOR FLORENCE COUNTY**

**RESOLUTION NO. 16-2009/10**

**(Authorizing The Submission Of An Application To The Office Of Senator Lindsey Graham For A FY2011 Appropriation Request To Provide Mobile Data Units (MDU) To Allow Access To The National Database And Other Information Systems And To Provide Motorcycles To Assist With Drug Interdiction Along I-95 And Escort Duties; And Authorize The County Administrator To Increase The Fleet.)**

**WHEREAS:**

1. The Office of Senator Lindsey Graham is authorized to make Appropriation Requests for local governments with identified justice programs needs/priorities in their community; and
2. The Florence County Sheriff Office has identified such needs and priorities; and
3. The need identified is for eleven mobile data units to enhance efficiency and effectiveness in operations and two motorcycles to assist with increased drug enforcement capabilities; and
4. The total project cost is estimated to be \$148,521; and
5. The motorcycles would be an addition to the current fleet and requires Council approval per Florence County Ordinance No. 01-2009/10, Section 14.

**NOW THEREFORE BE IT RESOLVED BY THE FLORENCE COUNTY COUNCIL DULY ASSEMBLED THAT:**

1. Florence County is authorized to submit an application for a FY2011 Appropriation Request to the Office of Senator Lindsey Graham in the amount of \$148,521 to provide for the purchase and installation of eleven mobile data units and purchase of two motorcycles for the Florence County Sheriff Office in an effort to further the County's initiatives to provide more efficient and effective operations and to increase drug enforcement capabilities.
2. A match is not required for the funding.
3. The County Administrator is authorized to increase the fleet by addition of the two motorcycles.
4. The County Administrator is authorized to execute documents in conjunction with said application and to submit any and all necessary information in accordance with normal policy.

ATTEST:

SIGNED:

\_\_\_\_\_  
Connie Y. Haselden, Council Clerk

\_\_\_\_\_  
K. G. Rusty Smith, Jr., Chairman

COUNCIL VOTE:

OPPOSED:

ABSENT:

# FLORENCE COUNTY COUNCIL MEETING

February 18, 2010

**AGENDA ITEM:** Resolution No: 17-2009/10

**DEPARTMENT:** County Council

## **ISSUE UNDER CONSIDERATION:**

(A Resolution Making Application To The State Budget And Control Board Of South Carolina For Approval Of The Issuance By Florence County, South Carolina, Of Special Source Revenue Bonds (H.J Heinz, Monster, And MIT Project) In One Or More Series Of Bonds, Pursuant To The Provisions Of Title 4, Chapter 29 Of The Code Of Laws Of South Carolina 1976, As Amended, In The Principal Amount Of Not Exceeding \$3,000,000.)

## **POINTS TO CONSIDER:**

1. Florence County gave cash incentives to H.J. Heinz, Monster, and MIT in the amounts of \$2,000,000, \$414,135, and \$1,645,000, respectively, to defray the cost of each company's land, building, and infrastructure cost. One third of the incentive given to MIT is being funded by the General Fund.
2. Florence County could be reimbursed for the incentives from the fee in lieu of tax payments from these companies. However, these companies' first fee-in-lieu of tax payments will not be due until January 15, 2011 and it would take most of the first few years of fee payments for Florence County to be reimbursed for these incentives.
3. Therefore, to improve the County's and other political subdivisions' cash flows, a Special Source Revenue Bond (SSRB) will be issued in the amount of \$3,000,000 and the County will be reimbursed for these incentives from the proceeds of this bond.
4. This bond will be repaid solely from the fee in lieu of tax payments from these three companies.
5. In order to issue this SSRB, state law requires Florence County to adopt a resolution approving the SSRB and approving a petition to the South Carolina Budget and Control Board.

## **OPTIONS:**

1. *(Recommended)* Approve Resolution No. 17-2009/2010.
2. Provide An Alternate Directive

## **ATTACHMENT:**

Resolution No. 17-2009/2010

Sponsor(s) : County Council  
Adopted: : February 18, 2010  
Committee Referral : N/A  
Committee Consideration Date : N/A  
Committee Recommendation : N/A  
Effective Date : Immediately

RESOLUTION NO. 17-2009/10

COUNCIL-ADMINISTRATOR FORM OF GOVERNMENT FOR FLORENCE COUNTY

(A Resolution Making Application To The State Budget And Control Board Of South Carolina For Approval Of The Issuance By Florence County, South Carolina, Of Special Source Revenue Bonds (H.J Heinz, Monster, And MIT Project) In One Or More Series Of Bonds, Pursuant To The Provisions Of Title 4, Chapter 29 Of The Code Of Laws Of South Carolina 1976, As Amended, In The Principal Amount Of Not Exceeding \$3,000,000.)

WHEREAS:

1. Florence County, South Carolina (the "County"), acting by and through its County Council, is authorized and empowered under and pursuant to the provisions of Title 4, Chapters 1 and 29, of the Code of Laws of South Carolina 1976, as amended (collectively the "Act"), to issue special source revenue bonds whereby the industrial development of the State of South Carolina (the "State") will be promoted and trade developed by inducing industrial enterprises to locate in and remain in the State and thus utilize and employ the manpower, agricultural products and natural resources of the State; and
2. The County is further authorized by the Act to issue special source revenue bonds, as provided in the Act, secured and payable from all or a part of that portion of revenues which the County is entitled to retain pursuant to one or more joint county industrial or business park agreements established pursuant to Section 4-1-170 of the Act and Article VIII, Section 13, of the South Carolina Constitution, and for the purposes set forth in Section 4-29-68; and
3. The County has entered or will enter into agreements with one or more counties in the State providing for the establishment of certain joint county industrial or business parks pursuant to Section 4-1-170 of the Act in order to implement the public purposes enumerated in the Act; and
4. In furtherance thereof, the County proposes to issue its Special Source Revenue Bonds (Heinz, Monster, MIT Project) in one or more series of bonds (the "Bonds") in the aggregate principal amount of not exceeding \$3,000,000 to reimburse the County for expenditures previously made to defray the costs of acquiring certain economic development property in the County by H.J. Heinz Financing Company and BNP Paribas Leasing Corporation (the "Heinz Project"), which Heinz Project represents a \$105 Million investment that is expected to create 350 jobs in the County; Monster Worldwide South Carolina and Red Rock Pee Dee, LLC (the "Monster Project"), which Monster Project represents a \$28 Million investment that is expected to create 750 jobs in the County; and MIT-RCF, LLC (the "MIT Project"), which MIT Project represents a \$5 Million investment that is expected to create 120 jobs in the County (together, "Projects"). Such expenditures were made by the County in the form of three separate grants: (1) \$2,000,000 for the purchase of real property for and infrastructure, design, planning, and construction costs with respect to the Heinz Project (the "Heinz Grant") (2) \$414,135 for the purchase of real property for and infrastructure, design, planning,

training, and construction costs, as well as the cost of *ad valorem* taxes with respect to temporary office space in connection with the Monster Project (the "Monster Grant"); and (3) \$548,333 for the upfit of the Lake City Spec Building in the Godley-Morris Industrial Park, in which the MIT Project is located (the "MIT Grant") (together, "Grants"); and

5. It is now deemed advisable by the County to file with the State Budget and Control Board of South Carolina, in compliance with Section 4-29-140 of the Act, the Petition of the County requesting approval by the State Budget and Control Board of the proposed issuance of the Bonds;

**NOW THEREFORE BE IT RESOLVED BY THE FLORENCE COUNTY COUNCIL DULY ASSEMBLED THAT:**

Section 1. It is hereby found, determined and declared as follows:

(a) The issuance of the Bonds, in one or more series, to defray the cost of the County's contribution to the cost of the Projects and the costs of issuance with respect to the Bonds, in the principal amount of not exceeding \$3,000,000, will subserve the purposes and in all respects conform to the provisions and requirements of the Act applicable to the Bonds.

(b) It is anticipated that the Projects will benefit the general public welfare of the County by providing infrastructure necessary for the continued economic development of the County, and by providing additional employment opportunities for people from the County and adjacent areas when the Project is placed in full operation with a resulting alleviation of unemployment and a substantial increase in payrolls and other public benefits incident to the conduct of industrial development not otherwise provided locally.

(c) Except as to the fees in lieu of taxes as shall be pledged for the repayment of the Bonds, neither the Project, the Bonds proposed to be issued by the County to reimburse itself for expenditures to defray a portion of the cost of the Projects, nor any documents or agreements entered into by the County in connection therewith will constitute or give rise to a pecuniary liability of the County or a charge against any of its general credit or taxing power.

(d) The issuance of the Bonds by the County in the principal amount of not exceeding \$3,000,000 will be required to defray the cost of the Projects that has been contributed to the Projects by the County and to pay costs of issuance with respect to the Bonds.

(e) The amount necessary in each year to pay the principal of and interest on the Bonds shall be set forth in an Ordinance to be adopted by the County.

Section 2. There is hereby authorized and directed the submission on behalf of the County, of a Petition requesting the approval by the State Budget and Control Board of the proposal of the County to issue the Bonds pursuant to the provisions of Section 4-29-140 of the Act, said Petition, which constitutes and is hereby made a part of this authorizing resolution, to be in substantially the form attached hereto.

Section 3. The Chairman or Vice-Chairman of the County Council of the County is hereby authorized and directed to execute said Petition in the name and on behalf of the County; and the Clerk of the County Council is hereby authorized and directed to attest the same and thereafter to submit an executed copy of this resolution to the State Budget and Control Board in Columbia, South Carolina.



Section 4. All orders and resolutions and parts thereof in conflict herewith are to the extent of such conflict hereby repealed, and this resolution shall take effect and be in full force from and after its adoption and approval.

ATTEST:

Connie Y. Haselden, Council Clerk

SIGNED:

K. G. Rusty Smith, Jr., Chairman

COUNCIL VOTE:

OPPOSED:

ABSENT:

DRAFT

STATE OF SOUTH CAROLINA )  
 )  
 COUNTY OF FLORENCE )  
 )  
 \_\_\_\_\_ )  
 )  
 TO THE STATE BUDGET AND CONTROL )  
 )  
 BOARD OF SOUTH CAROLINA )  
 \_\_\_\_\_ )

PETITION

This Petition of Florence County, South Carolina (the "County"), pursuant to Title 4, Chapters 1 and 29 of the Code of Laws of South Carolina 1976, as amended (collectively the "Act"), and specifically Section 4-29-140 thereof, respectfully shows:

1. The County Council of Florence County, South Carolina (the "County Council") is the governing body of the County and as such the "governing board" of the County referred to in the Act.
2. The Act empowers the County, subject to obtaining the approval of the State Budget and Control Board of South Carolina, to issue special source revenue bonds for the purpose of defraying the cost of designing, acquiring, constructing, improving or expanding infrastructure as defined in Section 4-29-68(A)(2) of the Act and to secure the payment of such bonds from payments in lieu of taxes pursuant to certain joint county industrial or business park agreements received and retained by the County under Section 4-1-170 of the Act and Section 13 of Article VIII of the Constitution of the State of South Carolina 1895, as amended (the "State Constitution").
3. The County will issue its special source revenue bonds to reimburse the County for expenditures previously made to defray the costs of acquiring certain economic development property in the County by H.J. Heinz Financing Company and BNP Parabas Leasing Corporation (the "Heinz Project"), which Heinz project represents a \$105 Million investment that is expected to create 350 jobs in the County; Monster Worldwide South Carolina and Red Rock Pee Dee, LLC (the "Monster Project"), which Monster Project represents a \$28 Million investment that is expected to create 750 jobs in the County; and MIT-RCF, LLC (the "MIT Project"), which MIT Project represents a \$5 Million investment that is expected to create 120 jobs in the County (together, "Projects"). Such expenditures were made by the County in the form of three separate grants: (1) \$2,000,000 for the purchase of real property for and infrastructure, design, planning, and construction costs with respect to the Heinz Project (the "Heinz Grant") (2) \$414,135 for the purchase of real property for and infrastructure, design, planning, training, and construction costs, as well as the cost of ad valorem taxes with respect to temporary office space, in connection with the Monster Project (the "Monster Grant"); and (3) \$548,333 for the upfit of the Lake City Spec Building in the Godley-Morris Industrial Park in which the MIT Project is located (the "MIT Grand") (together, "Grants").
4. The County has determined that the its expenditures with respect to the Projects through the GRants have been not less than \$3,000,000 and desires to execute and deliver its Special Source Revenue Bonds (H.J. Heinz, Monster, and MIT Project), in one or more series of bonds (the "Bonds"), in the aggregate principal amount of not exceeding \$3,000,000 to defray such portion of the costs of the Projects.
5. Pursuant to Section 4-29-60 of the Act, the County Council has made the requisite findings that: (i) the Projects will subserve the purposes of the Act; (ii) it is anticipated that the Projects will benefit the general public welfare of the County by providing employment and other public benefits not otherwise

provided locally; (iii) the Projects will give rise to no pecuniary liability of the County or a charge against its general credit or taxing power; (iv) the principal amount of the Bonds required to finance the amounts contributed by the County to the Projects is expected to be not exceeding \$3,000,000; (v) the County may, but shall not be required to, establish a reserve fund in connection with the retirement of the proposed Bonds and (vi) the County Council will make the requisite finding as to the amount necessary in each year to pay the principal and the interest on the Bonds proposed to be issued to defray said portion of the cost of the Projects.

6. Pursuant to Section 4-29-140 of the Act, the County sets forth the following information:

(a) The amounts expended by the County with respect to the Projects include reimbursement for land acquisition. It is anticipated that, the Projects will provide stimulation to the economy of the County and neighboring areas thereto by increased payrolls, capital investment and tax revenues.

(b) It is estimated that the cost of the Projects that have been paid by the County, including the items of cost authorized in the Act, will be approximately \$3,000,000.

(c) Pursuant to Section 4-1-170 of the Act and Article VIII, Section 13 of the State Constitution, the County is authorized to establish, through agreement with partner counties (collectively, the "Park Agreements"), one or more joint county industrial or business parks, and to receive certain payments in lieu of taxes from the industries and businesses located therein.

(d) Pursuant to Section 4-29-68 of the Act, the County is authorized to issue revenue bonds, payable from and secured by the payments in lieu of taxes referred to in (c) above, and to make an irrevocable pledge and assignment for the benefit of the holder of the Bonds of the County's right, title and interest in and to said payments in lieu of taxes.

(e) Copies of the Ordinance and the Bond are available from the County. The following summary of their terms is in no wise intended to affect or alter the actual terms of the documents themselves:

(i) The Bonds shall be payable from, and secured by payments in lieu of taxes payable in respect of the Park Agreements;

(ii) Pursuant to the Act, the County has made an irrevocable pledge and assignment for the benefit of the holder of the Bonds of the County's right, title and interest in and to said payments in lieu of taxes; and

(iii) The enactment of the Ordinance and the issuance of the Bonds will serve to impose no pecuniary liability on the County except to the extent of payments in lieu of taxes pledged to the repayment of the Bonds and do not create a charge upon the general credit or taxing power of the County.

Upon the basis of the foregoing, the County respectfully prays that the State Budget and Control Board (i) accept the filing of this Petition and the documents submitted herewith, (ii) make such review as it deems advisable, (iii) if it finds that the Projects are intended to promote the purposes of the Act and may be reasonably anticipated to effect such result, that it approve the Projects and the execution and delivery of the Bonds by the County pursuant to the Act to defray the cost of reimbursing the County for its expenditures with respect to the Projects (including changes in any details of the said financing as finally consummated which do not materially affect the undertaking of the County), and (iv) give published notice of its approval in the manner set forth in Section 4-29-140 of the Act.

Respectfully submitted,

FLORENCE COUNTY, SOUTH CAROLINA

---

Chairman  
Florence County Council

ATTEST:

---

Clerk to County Council  
Florence County, South Carolina

DRAFT



# FLORENCE COUNTY COUNCIL MEETING

February 18, 2010

**AGENDA ITEM:** Resolution No. 18-2009/10

**DEPARTMENT:** Florence County Sheriff Office

**ISSUE UNDER CONSIDERATION:**

(A Resolution Authorizing The Submission Of An Application To The South Carolina Department Of Public Safety For A FY2011 Office Of Highway Safety Grant To Enhance The Five Member P.A.C.E. Team And Patrol Capabilities In An Effort To Reduce Speeding, Reduce DUI, and Prevent Traffic Collisions, Injuries And Fatalities In Florence County.)

**POINTS TO CONSIDER:**

1. The FY2011 grant will be used to purchase a portable/variable message sign and laptop to operate the sign, ten (10) in-car radar units, a check point trailer, a generator, lighting, and overtime for personnel to man the check point(s) and perform extra patrol as needed during special events such as May Fly.
2. The total project is estimated to cost \$68,897.
3. The grant requires a 10% match in the amount of \$6,890 which will be provided in the FY2011 Sheriff Office budget.

**FUNDING FACTORS:**

1. \$68,897 = Total FY2011 Office of Highway Safety Grant requested to cover cost of various equipment needed to assist the P.A.C.E. team with highway safety.
2. \$6,890 = Total 10% match required by the grant to be funded from FY 2011 Sheriff Office Budget.
3. Recurring costs in the form of overtime has historically been funded through the Florence County Sheriffs Office and will be in future years.

**OPTIONS:**

1. *(Recommended)* Approve as presented.
2. Provide An Alternate Directive.

**ATTACHMENTS:**

Resolution No. 18-2009/10.

Sponsor(s)/Department : Florence County Sheriff Office  
Adopted: : February 18, 2010  
Committee Referral : N/A  
Committee Consideration Date : N/A  
Committee Recommendation : N/A

**COUNCIL-ADMINISTRATOR FORM OF GOVERNMENT FOR FLORENCE COUNTY**

**RESOLUTION NO. 18-2009/10**

**(Authorizing Submission Of An Application To The South Carolina Department Of Public Safety For A FY2011 Office Of Highway Safety Grant To Enhance The Five Member P.A.C.E. Team And Patrol Capabilities In An Effort To Reduce Speeding, Reduce DUI, and Prevent Traffic Collisions, Injuries And Fatalities In Florence County.)**

**WHEREAS:**

1. The South Carolina Department of Public Safety is authorized to make funds available for local governments with identified justice programs needs/priorities in their community; and
2. The Florence County Sheriff Office has identified such needs and priorities; and
3. The need identified is for highway safety equipment and personnel to aid law enforcement in achieving goals of more efficient and effective operations and increase highway traffic enforcement capabilities; and
4. The equipment will include a portable/variable message sign with laptop to operate, ten in-car radar units, a check point trailer, generator, light, and overtime for personnel to man the check point and perform extra patrol as needed during special events such as May Fly; and
5. The total project cost is estimated to be \$68,897.

**NOW THEREFORE BE IT RESOLVED BY THE FLORENCE COUNTY COUNCIL DULY ASSEMBLED THAT:**

1. Florence County is authorized to submit an application for a FY2011 Office of Highway Safety grant to the South Carolina Department of Public Safety in the amount of \$68,897 to provide for the purchase of the above cited highway safety equipment and to cover costs of personnel to man check point(s) for the Florence County Sheriff Office in an effort to further the County's initiatives to provide more efficient and effective operations and to increase highway safety capabilities.
2. A 10% match in the amount of \$6,890 is required for the funding which will be provided in the FY 2011 Sheriff Office budget.
3. The County Administrator is authorized to execute documents in conjunction with said application and to submit any and all necessary information in accordance with normal policy.

ATTEST:

SIGNED:

\_\_\_\_\_  
Connie Y. Haselden, Council Clerk

\_\_\_\_\_  
K. G. Rusty Smith, Jr., Chairman

COUNCIL VOTE:  
OPPOSED:  
ABSENT:

# FLORENCE COUNTY COUNCIL MEETING

February 18, 2010

**AGENDA ITEM:** Resolution No. 19-2009/10

**DEPARTMENT:** Information Technology

**ISSUE UNDER CONSIDERATION:**

(A Resolution Authorizing The Submission Of An Application To The Office Of Congressman James C. Clyburn For A FY2011 Funding Allocation To Provide Advanced Firewall Protection For The County Computer Network System To Assist With The Prevention Of Viruses And Attacks By Outside Sources.)

**POINTS TO CONSIDER:**

1. The FY2011 appropriation will be used to provide an Ironport Spyware System, replacing the outdated Barracuda Spyware System, to enhance firewall protection for the County computer network system.
2. The total project is estimated to cost \$50,000.
3. The funding does not required match funds.

**OPTIONS:**

1. *(Recommended)* Approve as presented.
2. Provide an Alternate Directive.

**ATTACHMENT:**

Resolution No. 19-2009/10.



Sponsor(s)/Department : County Council  
Adopted: : February 18, 2010  
Committee Referral : N/A  
Committee Consideration Date : N/A  
Committee Recommendation : N/A

**COUNCIL-ADMINISTRATOR FORM OF GOVERNMENT FOR FLORENCE COUNTY**

**RESOLUTION NO. 19-2009/10**

**(Authorizing Submission Of An Application To The Office Of Congressman James C. Clyburn For A FY2011 Funding Allocation To Provide Advanced Firewall Protection For The County Computer Network System To Assist With The Prevention Of Viruses And Attacks By Outside Sources.)**

**WHEREAS:**

1. The Office of Congressman James C. Clyburn is authorized to make Funding Allocation Requests for local governments with identified homeland security programs needs/priorities in their community; and
2. The Information Technology Department of Florence County has identified such needs and priorities as an upgrade to the County's firewall protection system and will submit an application for FY2011; and
3. The advanced firewall protection system will protect the County computer system (which includes the courts and law enforcement) against viruses and hackers capabilities; and
4. The total project cost is estimated to be \$50,000.

**NOW THEREFORE BE IT RESOLVED BY THE FLORENCE COUNTY COUNCIL DULY ASSEMBLED THAT:**

1. Florence County will submit an application for a FY2011 Congressional Funding Allocation to the Office of Congressman James C. Clyburn in the amount of \$50,000 to provide for the purchase and installation of an Ironport Spyware System for the Florence County IT Department in an effort to increase protection against internet hacker capabilities.
2. A match is not required for the funding.
3. The County Administrator is authorized to execute documents in conjunction with said application and to submit any and all necessary information in accordance with normal policy.

ATTEST:

\_\_\_\_\_  
Connie Y. Haselden, Council Clerk

SIGNED:

\_\_\_\_\_  
K. G. Rusty Smith, Jr., Chairman

COUNCIL VOTE:

OPPOSED:

ABSENT:

# FLORENCE COUNTY COUNCIL MEETING

February 18, 2010

**AGENDA ITEM:** Ordinance No. 25-2008/09

**DEPARTMENT:** EMS

**ISSUE UNDER CONSIDERATION:**

(To Amend Florence County Code, Chapter 5, Ambulance Services, In Its Entirety To Establish Procedures Relating to Private Ambulance Services And Other Matters Relating Thereto.)

**POINTS TO CONSIDER:**

1. Ordinance No. 25 – 2008/09 was introduced on April 2, 2009.
2. Significant revisions to the ordinance as introduced would still include basic Franchising, but defer other regulation of activity solely to SCDHEC to eliminate duplication.
3. Private ambulance companies have been given opportunities to provide input to the EMS Director regarding the matter.

**OPTIONS:**

1. *(Recommended)* Approve Third Reading of Ordinance No. 25-2008/09.
2. Provide an alternate directive.

**ATTACHMENT:**

Ordinance No. 25-2008/09

Sponsor(s) : EMS  
First Reading/Introduction : April 2, 2009  
Committee Referral : N/A  
Committee Consideration Date : N/A  
Committee Recommendation : N/A  
Public Hearing : April 16, 2009  
Second Reading : January 14, 2010  
Third Reading : February 18, 2010  
Effective Date : Immediately

I, \_\_\_\_\_,  
Council Clerk, certify that this  
Ordinance was advertised for  
Public Hearing on \_\_\_\_\_.

**ORDINANCE NO. 25-2008/09**

**COUNCIL-ADMINISTRATOR FORM OF GOVERNMENT FOR FLORENCE COUNTY**

**(To Amend Florence County Code, Chapter 5, Ambulance Services, In Its Entirety To Establish Procedures Relating to Private Ambulance Services And Other Matters Relating Thereto.)**

**WHEREAS:**

Several revisions to the Florence County Code are proposed to facilitate efficient and effective monitoring of the activities of the private ambulance companies operating in the county.

**NOW THEREFORE BE IT RESOLVED BY THE FLORENCE COUNTY COUNCIL DULY ASSEMBLED THAT:**

1. The Florence County Code, Chapter 5, Ambulance Services, is hereby amended and replaced in its entirety, to establish procedures relating to private ambulance services and said amendments are attached hereto and incorporated by reference.
2. Provisions in other Florence County ordinances in conflict with this Ordinance are hereby repealed.
3. If any provision of this Ordinance or the application thereof to any person or circumstance is held invalid, the invalidity does not affect other provisions or applications of the Ordinance which can be given effect with the invalid provision or application and to this end, the provisions of this Ordinance are severable.

ATTEST:

SIGNED:

\_\_\_\_\_  
Connie Y. Haselden, Council Clerk

\_\_\_\_\_  
K. G. Rusty Smith, Jr., Chairman

\_\_\_\_\_  
Approved as to Form and Content  
James C. Rushton, III, County Attorney

COUNCIL VOTE:  
OPPOSED:  
ABSENT:

Chapter 5  
Ambulance Services

ARTICLE I. IN GENERAL

Sec. 5.1 Purpose

The purpose of this section is to set standards, regulations and procedures for the administration of ambulance services provided within the county. The Emergency Medical Services Department is the primary ambulance provider in the county providing treatment and transport in emergency situations to residents and visitors. Fees for services provided by the EMS Department are established by County Council in the annual budget ordinance or by resolution and then billed and collected by the Finance Department.

Sec. 5-2 Definitions

- a. *Emergency*: A situation that resulted from an accident, injury or acute illness that requires an immediate response and prompt assessment, treatment or transport by paramedics.
- b. *Non-emergency*: A situation involving a scheduled visit to a physician's office, hospital or outpatient facility for treatment, routine physical examinations, x-rays, or laboratory tests; or the transport of a patient upon discharge from a hospital or nursing home to a hospital, nursing home or private residence; or a situation that requires transport by ambulance but does not qualify as an emergency as defined in this ordinance.
- c. *Non-exclusive*: No designated or restricted areas will be granted to any franchisee providing non-emergent ambulance services in the county.
- d. *Point of Origin*: The address of the place of business as provided on the DHEC Ambulance Provider License, any building or structure where an ambulance is stored or parks while not on a call, public or private parking lot, road, street or any location where an ambulance can park or stop within the county. Furthermore, point of origin is the location of the call for service within the county when an ambulance service's business location is outside of the county.

ARTICLE II. PRIVATE AMBULANCE COMPANIES

Sec. 5-3 County Council has the authority to grant and revoke franchises that authorize private ambulance companies to operate in the county.

Sec. 5-4 Franchise Required; Exceptions

- a. A private ambulance service operating from any point of origin in the county must be granted, by County Council, a non-exclusive franchise for the purpose of providing non-emergency ambulance services to the citizens of the county. This provision shall not apply to the Johnsonville Rescue Squad, Pamplico Rescue Squad and Timmons ville Rescue Squad, or to any licensed ambulance services during a disaster when ambulances are operating under the direction

of the emergency operations center. Ambulance services provided and operated by a hospital within the county conducting only hospital to hospital transports are exempt from this ordinance.

- b. Any private ambulance service providing services without a franchise granted by County Council shall be fined \$1,000.00 per calendar day for each day that the ambulance service is determined to have operated without an applicable franchise.

#### Sec. 5-5 Franchise Application; Length of Franchise

- a. A letter of intent to provide non-emergency ambulance service in the county shall be filed with the EMS Director, who will forward the matter to the County Administrator for County Council consideration. In addition to the letter of intent, the applicant shall submit the following information:
  1. The name and address of the owners of the ambulance company.
  2. The name under which the applicant is doing business.
  3. A copy of a valid ambulance provider license issued by the South Carolina Department of Health and Environmental Control (DHEC).
- b. The franchise shall commence seven (7) calendar days after it is awarded by County Council and remain in effect until terminated by one of the following events:
  1. The franchisee's DHEC Ambulance Provider License expires or is revoked.
  2. Ownership of the private ambulance company changes.
  3. The franchisee voluntarily elects to discontinue the franchise.
  4. County Council revokes the franchise.

#### Sec. 5-6 Emergency Response; Exception

- a. Private ambulance services are authorized to respond with emergency lights and siren in accordance with South Carolina Department of Health and Environmental Control (DHEC) Regulation 61-7.
- b. Exception: Private ambulance services are authorized to respond with emergency lights and siren when transporting a patient from one hospital to another hospital, as long as patient condition warrants an emergency response.

# FLORENCE COUNTY COUNCIL MEETING

February 18, 2010

**AGENDA ITEM:** Third Reading - Ordinance No. 21-2009/10 - Deferred

**DEPARTMENT:** Economic Development

## **ISSUE UNDER CONSIDERATION:**

(An Ordinance Authorizing The Execution And Delivery Of A Fee In Lieu Of Tax Agreement By And Between Florence County, South Carolina And Wellman Plastics Recycling, With Respect To Certain Economic Development Property, Whereby Such Property Will Be Subject To Certain Payments In Lieu Of Taxes And Other Matters Related Thereto.)

## **POINTS TO CONSIDER:**

Representatives of Wellman Plastics Recycling have requested that this item be deferred.

## **OPTIONS:**

1. *(Recommended)* Defer Third Reading of Ordinance No. 21-2009/10.
2. Provide an Alternate Directive

## **ATTACHMENTS:**

Ordinance No. 21-2009/10.

Sponsor(s) : Economic Development  
 First Reading/Introduction : November 19, 2009  
 Committee Referral : N/A  
 Committee Consideration Date : N/A  
 Committee Recommendation : N/A  
 Public Hearing : December 10, 2009  
 Second Reading : December 10, 2009  
 Third Reading :  
 Effective Date : Immediately

I, \_\_\_\_\_,  
 Council Clerk, certify that this  
 Ordinance was advertised for  
 Public Hearing on \_\_\_\_\_.

**ORDINANCE NO. 21-2009/10**

**COUNCIL-ADMINISTRATOR FORM OF GOVERNMENT FOR FLORENCE COUNTY**

**(An Ordinance Authorizing The Execution And Delivery Of A Fee In Lieu Of Tax Agreement By And Between Florence County, South Carolina And Wellman Plastics Recycling, With Respect To Certain Economic Development Property, Whereby Such Property Will Be Subject To Certain Payments In Lieu Of Taxes And Other Matters Related Thereto.)**

**WHEREAS:**

1. Florence County, South Carolina (the "County"), acting by and through its County Council (the "County Council"), is authorized and empowered under and pursuant to the provisions of Title 12, Chapter 44, of the Code of Laws of South Carolina 1976, as amended (the "FILOT Act"), to enter into agreements with any industry or business whereby the industry or business would pay fees-in-lieu-of-taxes with respect to certain properties which constitute "economic development properties" as defined in the Act; through which powers the industrial development of the State of South Carolina (the "State") will be promoted and trade developed by inducing manufacturing and commercial enterprises to locate or remain in the State and thus utilize and employ the manpower, products and resources of the State and benefit the general public welfare of the County by providing services, employment, recreation or other public benefits not otherwise provided locally; and
2. The County is authorized and empowered, pursuant to Title 4, Chapter 1, of the Code of Laws of South Carolina 1976, as amended, to include property upon which a project is located in a multi-county park, with the appropriate consents and approvals of a partnering county, and by separate ordinance, the County has taken action to place the Project in a multi-county park in cooperation with Williamsburg County; and
3. Pursuant to the Act, and in order to induce certain investment in the County, the County did previously adopt Resolution No. 11-2009/10 dated as of November 19, 2009, authorizing an inducement and millage rate agreement (the "Inducement Agreement") for the benefit of the company identified as Wellman Plastics Recycling, with respect to the acquisition of certain land, the construction of certain buildings and improvements thereon, and installation of fixtures, machinery, equipment, and furnishings therein (collectively, the "Project") to constitute a manufacturing facility; and
4. The Project is anticipated to result in a taxable investment of at least \$3,000,000 and in the creation of at least 100 new fulltime jobs within five years, thereby providing significant economic benefits to the County and surrounding areas; and
5. The County has determined on the basis of the information supplied to it by Wellman Plastics Recycling that the Project is a "project" as defined in the Act and is eligible to become "economic development property" as that term is defined in the Act and that the Project would serve the purposes of the Act; and

6. Pursuant to the Inducement Agreement, the County has agreed to enter into a fee in lieu of tax agreement with Wellman Plastics Recycling, whereby the County would provide therein for a payment of fee in lieu of taxes by Wellman Plastics Recycling with respect to the Project pursuant to the FILOT Act (collectively, the "Fee Agreement"); and
7. Wellman Plastics Recycling has caused to be prepared and presented to this meeting the form of the Fee Agreement which contains the provision for a payment in lieu of taxes which the County proposes to execute and deliver; and
8. It appears that the Fee Agreement, now before this meeting, is in appropriate form and is an appropriate instrument to be approved, executed, and delivered by the County for the purposes intended.

**NOW THEREFORE BE IT ORDAINED BY THE FLORENCE COUNTY COUNCIL DULY ASSEMBLED THAT:**

**Section 1.** It is hereby found, determined and declared by the County Council as follows:

- (a) The Project constitutes a "project" as defined in the FILOT Act and will constitute "economic development property" as said term is referred to and defined in the FILOT Act, and the County's actions herein will subserve the purposes and in all respects conform to the provisions and requirements of the FILOT Act;
- (b) The terms and provision of the Inducement Agreement are hereby ratified and approved and incorporated herein and made a part hereof;
- (c) The Project will benefit the general public welfare of the County by providing services, employment, and other public benefits not otherwise provided locally;
- (d) The Project will give rise to no pecuniary liability of the county or any incorporated municipality or a charge against the general credit or taxing power of either;
- (e) The inducement of the location of the Project within the County and the State is of paramount importance;
- (f) The purposes to be accomplished by the Project, i.e., economic development, retention of jobs, and addition to the tax base of the County, are proper governmental and public purposes and the benefits of the Project are greater than the costs; and
- (g) Having evaluated the purposes to be accomplished by the Project as proper governmental and public purposes, the anticipated dollar amount and nature of the investment to be made, and the anticipated costs and benefits to the County, the County has determined that the Project is properly classified as economic development property.

**Section 2.** The forms, terms and provisions of the Fee Agreement presented to this meeting are hereby approved and all of the terms and provisions thereof are hereby incorporated herein by reference as if the Fee Agreement were set out in this Ordinance in its entirety. The Chairman of the County Council is hereby authorized, empowered and directed to execute, acknowledge and deliver the Fee Agreement in the name of and on behalf of the County, and thereupon to cause the Fee Agreement to be delivered to Wellman Plastics Recycling and cause a copy of the Fee Agreement to be delivered to the Florence County Auditor and Assessor. The Fee Agreement is to be in substantially the form now before this meeting and hereby approved, or with such minor changes therein as shall be approved by the officials of the County executing the same,



their execution thereof to constitute conclusive evidence of their approval of any and all changes or revisions therein from the form of Fee Agreement now before this meeting.

**Section 3.** The Chairman of the County Council, the County Administrator, and the Clerk to County Council, for and on behalf of the County, are hereby authorized and directed to do any and all things necessary to effect the execution and delivery of the Fee Agreement and the performance of all obligations of the County under and pursuant to the Fee Agreement.

**Section 4.** The provision of this Ordinance are hereby declared to be separable and if any section, phrase or provisions shall for any reason be declared by a court of competent jurisdiction to be invalid or unenforceable, such declaration shall not affect the validity of the remainder of the sections, phrases and provisions hereunder.

**Section 5.** All ordinances, resolutions, and parts thereof in conflict herewith are, to the extent of such conflict, hereby repealed. This ordinance shall take effect and be in full force from and after its passage by the County Council.

ATTEST:

\_\_\_\_\_  
Connie Y. Haselden, Council Clerk

\_\_\_\_\_  
Approved as to Form and Content  
James C. Rushton, III, County Attorney

SIGNED:

\_\_\_\_\_  
K. G. Rusty Smith, Jr., Chairman

COUNCIL VOTE:

OPPOSED:

ABSENT:

DRAFT

FEE AGREEMENT

Between

FLORENCE COUNTY, SOUTH CAROLINA

and

WELLMAN PLASTICS RECYCLING

Dated as of \_\_\_\_\_

RECAPITULATION OF CONTENTS OF  
FEE AGREEMENT PURSUANT TO S.C. CODE §12-44-55(A)

The parties have agreed to waive this requirement pursuant to S.C. Code Ann. § 12-44-55(B).

DRAFT

## FEE AGREEMENT

THIS FEE AGREEMENT (the "Fee Agreement") is made and entered into as of \_\_\_\_\_, by and between FLORENCE COUNTY, SOUTH CAROLINA (the "County"), a body politic and corporate and a political subdivision of the State of South Carolina (the "State"), acting by and through the Florence County Council (the "County Council") as the governing body of the County, and WELLMAN PLASTICS RECYCLING, a limited liability company organized and existing under the laws of the State of South Carolina (the "Company").

### RECITALS

1. Title 12, Chapter 44, Code of Laws of South Carolina, 1976, as amended (the "Act") authorizes the County (i) to induce industries to locate in the State; (ii) to encourage industries now located in the State to expand their investments and thus make use of and employ manpower, products, and other resources of the State; and (iii) to enter into a fee agreement with entities meeting the requirements of such Act, which identifies certain property of such entities as economic development property.

2. Pursuant to Section 12-44-40(H)(1) of the Act, the County finds that: (a) the Project (as defined herein) is anticipated to benefit the general public welfare of the County by providing services, employment, recreation, or other public benefits not otherwise adequately provided locally; (b) the Project gives rise to no pecuniary liability of the County or any incorporated municipality and to no charge against its general credit or taxing power; (c) the purposes to be accomplished by the Project are proper governmental and public purposes; and (d) the benefits of the Project are greater than the costs.

3. The County Council has evaluated the Project based on all relevant criteria that include, but are not limited to, the purposes the Project is to accomplish, the anticipated dollar amount and nature of the investment, and the anticipated costs and benefits to the County.

4. An Ordinance that the County Council adopted contemporaneously with the date of this Agreement (the "Fee Ordinance") authorizes the County and the Company to enter into a Fee Agreement that classifies the Project as Economic Development Property under the Act and provides for the payment of fees in lieu of taxes, all as further described herein.

NOW, THEREFORE, FOR AND IN CONSIDERATION of the respective representations and agreements hereinafter contained, the parties hereto agree as follows:

### ARTICLE I

#### DEFINITIONS

Section 1.1 The terms that this Article defines shall for all purposes of this Fee Agreement have the meanings herein specified, unless the context clearly requires otherwise:

"Act" shall mean Title 12, Chapter 44, Code of Laws of South Carolina, 1976, as amended, and all future acts successor or supplemental thereto or amendatory thereof.

“Act Minimum Investment Requirement” shall mean an investment of at least \$2,500,000 by the Company and any Sponsors and Sponsor Affiliates of property eligible as economic development property under the Act, provided, however, that in the event of a reduction of the minimum investment level in Section 12-44-30(14) or any successor section by legislative action, then the Act Minimum Investment Requirement shall equal such reduced amount.

“Commencement Date” shall mean the last day of the property tax year during which the Project or the first Phase thereof is placed in service, which date must not be later than the last day of the property tax year which is three years from the year in which the County and the Company enter into this Fee Agreement.

“Company” shall mean Wellman Plastics Recycling and any surviving, resulting, or transferee entity in any merger, consolidation, or transfer of assets; or any other person or entity which may succeed to the rights and duties of the Company.

“County” shall mean Florence County, South Carolina, a body politic and corporate and a political subdivision of the State of South Carolina, its successors and assigns, acting by and through the County Council as the governing body of the County.

“County Council” shall mean the Florence County Council, the governing body of the County.

“Department” shall mean the South Carolina Department of Revenue.

“Diminution in Value” in respect of the Project or any Phase of the Project shall mean any reduction in the value using the original fair market value (without regard to depreciation) as determined in Step 1 of Section 4.1(a) of this Fee Agreement, of the items which constitute a part of the Project or such Phase and which are subject to FILOT payments which may be caused by (i) the Company’s removal and/or disposal of equipment pursuant to Section 4.6 of this Fee Agreement; (ii) a casualty to the Project, such Phase of the Project, or any part thereof, described in Section 4.7 of this Fee Agreement; or (iii) a condemnation of the Project, such Phase of the Project, or any part thereof, described in Section 4.8 of this Fee Agreement.

“Economic Development Property” shall mean those items of real and tangible personal property of the Project which are eligible for inclusion as economic development property under the Act, selected and identified by the Company in its annual filing of a SCDOR PT-300S or comparable form with the Department (as such filing may be amended from time to time) for each year within the Investment Period.

“Equipment” shall mean all of the machinery, equipment, furniture, office equipment, and fixtures, together with any and all additions, accessions, replacements, and substitutions thereto or therefor used or to be used in the County by the Company for the purposes described in Section 2.2(b) hereof, provided, however, that repairs, alterations, or modifications to personal property which is not economic development property or property subject to a fee in lieu of taxes prior to this Fee Agreement, are not eligible to become Economic Development Property, except for modifications which constitute an expansion of existing real property improvements.

“Event of Default” shall mean any event of default specified in Section 5.1 of this Fee Agreement.

“Exemption Period” shall mean the period beginning on the first day of the property tax year after the property tax year in which an applicable piece of Economic Development Property is placed in service and ending on the Termination Date. In case there are Phases of the Project, the Exemption Period applies to each year’s investment made during the Investment Period.

“Fee,” “Fee in Lieu of Taxes,” “FILOT,” or “Payments in Lieu of Taxes” shall mean the amount paid or to be paid in lieu of *ad valorem* property taxes as provided herein.

“Fee Agreement” shall mean this Fee Agreement.

“Fee Term” shall mean the period from the date of this Fee Agreement until the Termination Date.

“Improvements” shall mean all improvements to the Real Property, including buildings, building additions, roads, sewer lines, and infrastructure, together with any and all additions, fixtures, accessions, replacements, and substitutions thereto or therefor used or to be used in the County for the purposes described in Section 2.2(b) hereof; provided, however, that repairs, alterations, or modifications to real property which is not economic development property or property subject to a fee in lieu of taxes prior to this Fee Agreement, are not eligible to become Economic Development Property, except for modifications which constitute an expansion of existing real property improvements.

“Industrial Development Park” shall mean the industrial or business park developed by two or more counties as defined in Section 4-1-170 of the Code of Laws of South Carolina, 1976, as amended.

“Investment Period” shall mean the period beginning with the first day of any purchase or acquisition of Economic Development Property and ending five years after the Commencement Date, provided that the Company and the County may agree to a later date pursuant to Section 12-44-30(13) of the Act.

“MCIP Act” shall mean Title 4, Chapter 1, Sections 170 et seq. of the Code of Laws of South Carolina, 1976, as amended.

“Phase” or “Phases” in respect of the Project shall mean that the Equipment, Improvements, and/or Real Property of the Project are placed in service during more than one year in the Investment Period, and the word “Phase” shall therefore refer to the applicable portion of the Project placed in service in a given year in the Investment Period.

“Project” shall mean all the Equipment, Improvements, and/or Real Property located on the Real Property in the County and that the Company determines to be necessary, suitable, or useful for the purposes that Section 2.2(b) describes, and first placed in service in calendar year 2009 or thereafter. The Project shall not include any property which is ineligible for FILOT treatment pursuant to Section 12-44-110 of the Act.

“Real Property” shall mean real property that the Company uses or will use in the County for the purposes that Section 2.2(b) describes, and generally located on the land identified on Exhibit A hereto, together with all and singular the rights, members, hereditaments, and appurtenances belonging or in any way incident or appertaining thereto.

“Removed Components” shall mean the following types of components or Phases of the Project or portions thereof which are subject to FILOT payments, all of which the Company shall be entitled to remove from the Project with the result that the same shall no longer be subject to the terms of the Fee Agreement: (a) components or Phases of the Project or portions thereof which the Company, in its sole discretion, determines to be inadequate, obsolete, worn-out, uneconomic, damaged, unsuitable, undesirable, or unnecessary pursuant to Section 4.6 hereof or otherwise; or (b) components or Phases of the Project or portions thereof which the Company in its sole discretion, elects to be treated as removed pursuant to Section 4.7(c) or Section 4.8(b)(iii) of this Fee Agreement.

“Replacement Property” shall mean any property which is placed in service as a replacement for any item of Equipment, any Improvement, or any Real Property previously subject to this Fee Agreement regardless of whether such property serves the same functions as the property it is replacing and regardless of whether more than one piece of property replaces any item of Equipment, any Improvement, or any Real Property, to the fullest extent that the Act permits.

“Sponsor” shall mean an entity that joins with or is an affiliate of, the Company and that participates in the investment in, or financing of, the Project and which meets the requirements under the Act to be entitled to the benefits of this Agreement with respect to its participation in the Project.

“Termination Date” shall mean in case the entire Project is placed in service in one year, the end of the last day of the property tax year which is the 19th year following the first property tax year in which the entire Project is placed in service, or in case there are Phases of the Project, the Termination Date shall mean with respect to each Phase of the Project the end of the last day of the property tax year which is the 19th year following the first property tax year in which such Phase of the Project is placed in service, provided, that the intention of the parties is that the Company will make at least 20 annual FILOT payments under Article IV hereof with respect to each Phase of the Project and provided further, that if this Fee Agreement is terminated earlier in accordance with the terms hereof, the Termination Date is the date of such termination.

Any reference to any agreement or document in this Article I or otherwise in this Fee Agreement shall include any and all amendments, supplements, addenda, and modifications to such agreement or document.

The term “investment” or “invest” as used herein shall include not only investments made by the Company, but also to the fullest extent permitted by law, those investments made by or for the benefit of the Company in connection with the Project through federal, state, or local grants, to the extent such investments are subject to *ad valorem* taxes or FILOT payments by the Company.

## ARTICLE II

### REPRESENTATIONS, WARRANTIES, AND AGREEMENTS

Section 2.1 Representations, Warranties, and Agreements of the County. The County hereby represents, warrants, and agrees as follows:

(a) The County is a body politic and corporate and a political subdivision of the State and acts through the County Council as its governing body. The Act authorizes and empowers the County to enter into the transactions that this Fee Agreement contemplates and to carry out its obligations hereunder. The County has duly authorized the execution and delivery of this Fee Agreement and any and all other agreements described herein or therein and has obtained all consents from third parties and taken all actions necessary or that the law requires to fulfill its obligations hereunder.

(b) Based upon representations by the Company, the Project constitutes a "project" within the meaning of the Act, and the County is a County that the Act authorizes to enter into fee in lieu of tax agreements with companies that satisfy the Act Minimum Investment Requirement within the County.

(c) The County has agreed that each item of real and tangible personal property comprising the Project which is eligible to be economic development property under the Act and that the Company selects shall be considered Economic Development Property and is thereby exempt from *ad valorem* taxation in South Carolina.

(d) The millage rate in Section 4.1 hereof is 360.8 mills, the millage rate in effect with respect to the location of the proposed Project on June 30, 2009, as provided under Section 12-44-50(A)(1)(d) of the Act.

(e) The County will not be in default in any of its obligations (contractual or otherwise), including any violation of its statutory debt limit, as a result of entering into and performing under this Fee Agreement and/or as a result of creating an Industrial Development Park encompassing the Project.

(f) The County will take all reasonable action to include the Project in an Industrial Development Park.

Section 2.2 Representations, Warranties, and Agreements of the Company. The Company hereby represents, warrants, and agrees as follows:

(a) The Company is in good standing under the laws of the State of South Carolina, is duly authorized to transact business in the State of South Carolina, has power to enter into this Fee Agreement, and has duly authorized the execution and delivery of this Fee Agreement.

(b) The Company intends to operate the Project as a "project" within the meaning of the Act as in effect on the date hereof. The Company intends to operate the Project



as a molding facility, and for such other purposes that the Act permits as the Company may deem appropriate.

(c) The Company will use commercially reasonable efforts to ensure that its investment in Economic Development Property of the Project will exceed the Act Minimum Investment Requirement.

### ARTICLE III

#### COMMENCEMENT AND COMPLETION OF THE PROJECT

Section 3.1 The Project. The Company intends to invest in Equipment, Improvements, and/or Real Property, which together comprise the Project and which are anticipated to create at least the Act Minimum Investment Requirement in eligible Economic Development Property investment subject to Payments in Lieu of Taxes in the County.

The parties hereto agree that, to the extent that applicable law allows or is revised or construed to allow the benefits of the Act, in the form of Payments-in-Lieu-of-Taxes to be made under Article IV hereof, to be applicable to leased assets including, but not limited to a building and/or personal property to be installed in the buildings and leased to but not purchased by the Company from one or more Sponsors under any form of lease, then such property shall, at the election of the Company, be subject to Payments-in-Lieu-of-Taxes to the same extent as the Company's assets covered by this Fee Agreement, subject, at all times, to the requirement of such applicable law. The parties hereto further agree that this Fee Agreement may be interpreted or modified as may be necessary or appropriate in order to give proper application of this Fee Agreement to such tangible property without such construction or modification constituting an amendment to this Fee Agreement, and thus not requiring any additional action by the County Council. The County Administrator, after consulting with the County Attorney, shall be and hereby is authorized to make such modifications, if any, as may be necessary or appropriate in connection therewith. Such leased property shall constitute a part of the Project for all purposes of this Agreement, including removal, replacement, and termination, and such Sponsor shall be deemed to be a party to this Agreement provided, however, that no Sponsor shall be liable for any payments pursuant to Section 4.2(b) hereof, which shall remain the Company's liability. To the extent the provisions of the Act are held to be inapplicable to the property owned by the County (as improved by Tenant), the County hereby agrees that this Agreement shall be construed to provide for a fees in lieu of taxes pursuant to Section 4-12-10 et seq. of the Code of Laws of South Carolina, 1976, as amended (the "Little Fee Statute") upon the same terms as described in this Agreement, and the inducement agreement and inducement resolution adopted in connection with this Agreement shall constitute the inducement documents pursuant to the Little Fee Statute.

Pursuant to the Act and subject to Section 4.2 hereof, the Company and the County hereby agree that the Company shall identify annually those assets which are eligible for FILOT payments under the Act and which the Company selects for such treatment by listing such assets in its annual PT-300S form (or comparable form) to be filed with the Department (as such may be amended from time to time) and that by listing such assets, such assets shall automatically become Economic Development Property and therefore be exempt from all *ad valorem* taxation during the Exemption Period. Anything contained in this Fee Agreement to the contrary

notwithstanding, the Company shall not be obligated to complete the acquisition of the Project. However, if the Company does not meet the Act Minimum Investment Requirement, this Fee Agreement shall be terminated as provided in Section 4.2 hereof.

Section 3.2 Diligent Completion. The Company agrees to use its reasonable efforts to cause the completion of the Project as soon as practicable, but in any event on or prior to the end of the Investment Period.

Section 3.3 Filings and Reports.

(a) Each year during the term of the Fee Agreement, the Company shall deliver to the County, the County Auditor, the County Assessor, and the County Treasurer, a copy of its most recent annual filings with the Department with respect to the Project, not later than 30 days following delivery thereof to the Department.

(b) The Company shall cause the filing of a copy of this Fee Agreement, as well as a copy of the completed Form PT-443 of the Department, to be filed with the County Auditor and the County Assessor of the County and any partner county, when the Project is placed in a joint county industrial and business park, and the Department within 30 days after the date of execution and delivery hereof by all parties hereto.

**ARTICLE IV**

**PAYMENTS IN LIEU OF TAXES**

Section 4.1 Negotiated Payments.

(a) Pursuant to Section 12-44-50 of the Act, the Company is required to make payments in lieu of *ad valorem* taxes to the County with respect to the Economic Development Property. Inasmuch as the Company anticipates an initial investment of sums sufficient for the Project to qualify for a fee in lieu of tax arrangement under Section 12-44-50(A)(1) of the Act, the County and the Company have negotiated the amount of the Payments in Lieu of Taxes in accordance therewith. The Company shall make payments in lieu of *ad valorem* taxes on all Economic Development Property which comprises the Project and is placed in service, as follows: the Company shall make payments in lieu of *ad valorem* taxes during the Exemption Period with respect to the Economic Development Property or, if there are Phases of the Economic Development Property, with respect to each Phase of the Economic Development Property, said payments to be made annually and to be due and payable and subject to penalty assessments on the same dates and in the same manner as prescribed by the County for *ad valorem* taxes. The determination of the amount of such annual Payments in Lieu of Taxes shall be in accordance with the following procedure (subject, in any event, to the procedures that the Act requires):

- Step 1: Determine the fair market value of the Economic Development Property (or Phase of the Economic Development Property) placed in service during the Exemption Period using original income tax basis for State income tax purposes for any Real Property and Improvements without regard to depreciation (provided, the fair market value of real

property, as the Act defines such term, that the Company obtains by construction or purchase in an arms length transaction is equal to the original income tax basis, and otherwise, the determination of the fair market value is by appraisal) and original income tax basis for State income tax purposes for any personal property less depreciation for each year allowable for property tax purposes, except that no extraordinary obsolescence shall be allowable. The fair market value of the Real Property for the first year of the Fee Term remains the fair market value of the Real Property for the life of the Fee Term. The determination of these values shall take into account all applicable property tax exemptions that State law would allow to the Company if the property were taxable, except those exemptions that Section 12-44-50(A)(2) of the Act specifically disallows.

Step 2: Apply an assessment ratio of six percent (6%) to the fair market value in Step 1 to establish the taxable value of the Economic Development Property (or each Phase of the Economic Development Property) in the year it is placed in service and in each of the 19 years thereafter or such longer period of years in which the Act permits the Company to make annual fee payments.

Step 3: Use a fixed millage rate equal to the millage rate in effect on June 30, 2009, which is 360.8 mills, as Section 12-44-50(A)(1)(d) of the Act provides, during the Exemption Period against the taxable value to determine the amount of the Payments in Lieu of Taxes due during the Exemption Period on the payment dates that the County prescribes for such payments or such longer period of years in which the Act permits the Company to make annual fee payments.

(b) In the event that a final order of a court of competent jurisdiction or an agreement of the parties determines that the calculation of the minimum Payment in Lieu of Taxes applicable to this transaction is to be other than by the procedure herein, the payment shall be reset at the minimum permitted level so determined.

In the event that a final order of a court of competent jurisdiction from which no further appeal is allowable declares the Act and/or the herein-described Payments in Lieu of Taxes invalid or unenforceable, in whole or in part, for any reason, the parties express their intentions to reform such payments so as to effectuate most closely the intent thereof and so as to afford the Company with the benefits to be derived herefrom, the intention of the County being to offer the Company a strong inducement to locate the Project in the County. If the Economic Development Property is deemed to be subject to *ad valorem* taxation, this Fee Agreement shall terminate, and the Company shall pay the County regular *ad valorem* taxes from the date of termination, but with appropriate reductions equivalent to all tax exemptions which are afforded to the Company. Any amount determined to be due and owing to the County from the Company, with respect to a year or years for which the Company previously remitted Payments in Lieu of Taxes to the County hereunder, shall (i) take into account all applicable tax exemptions to which the Company would be entitled if the Economic Development Property was not and had not been

Economic Development Property under the Act; and (ii) be reduced by the total amount of Payments in Lieu of Taxes the Company had made with respect to the Project pursuant to the terms hereof. Notwithstanding anything contained herein to the contrary, neither the Company nor any successor in title or interest shall be required to pay FILOT payments and *ad valorem* taxes for the same property over the same period in question.

Section 4.2 Failure to Achieve Act Minimum Investment Requirement.

(a) In the event that the cost of the Economic Development Property (without regard to depreciation) that the Company acquires does not reach the Act Minimum Investment Requirement by the end of the Investment Period, this Fee Agreement shall terminate as to such entity failing to meet the minimum investment level. In such event, the Company shall pay the County an amount (the "Additional Payment") pursuant to the Act which is equal to the excess, if any, of (i) the total amount of *ad valorem* taxes as would result from taxes levied on the Project by the County, municipality or municipalities, school district or school districts, and other political units as if the items of property comprising the Economic Development Property were not Economic Development Property, but with appropriate reductions equivalent to all tax exemptions and abatements to which the Company would be entitled in such a case, through and including the end of the Investment Period, over (ii) the total amount of FILOT payments the Company has made with respect to the Economic Development Property through and including the end of the Investment Period. Any amounts determined to be owing pursuant to the foregoing sentence shall be subject to the minimum amount of interest that the Act may require.

(b) The remedies stated herein shall be the County's sole remedies for the Company's failure to meet any required investment or job creation level.

Section 4.3 Payments in Lieu of Taxes on Replacement Property. If the Company elects to replace any Removed Components and to substitute such Removed Components with Replacement Property as a part of the Economic Development Property, or the Company otherwise utilizes Replacement Property, then, pursuant and subject to Section 12-44-60 of the Act, the Company shall make statutory payments in lieu of *ad valorem* taxes with regard to such Replacement Property in accordance with the following:

(i) Replacement Property does not have to serve the same function as the Economic Development Property it is replacing. Replacement Property is deemed to replace the oldest Economic Development Property subject to the Fee, whether real or personal, which is disposed of in the same property tax year in which the Replacement Property is placed in service. Replacement Property qualifies as Economic Development Property only to the extent of the original income tax basis of Economic Development Property which is being disposed of in the same property tax year. More than one piece of property can replace a single piece of Economic Development Property. To the extent that the income tax basis of the Replacement Property exceeds the original income tax basis of the Economic Development Property which it is replacing, the excess amount is subject to annual payments calculated as if the exemption for Economic Development Property were not allowable. Replacement Property is

entitled to treatment under the Fee Agreement for the period of time remaining during the Exemption Period for the Economic Development Property which it is replacing; and

(ii) The new Replacement Property which qualifies for the Fee shall be recorded using its income tax basis, and the calculation of the Fee shall utilize the millage rate and assessment ratio in effect with regard to the original property subject to the Fee.

Section 4.4 Reductions in Payments of Taxes Upon Removal, Condemnation, or Casualty. In the event of a Diminution in Value of the Economic Development Property or any Phase of the Economic Development Property, the Payment in Lieu of Taxes with regard to the Economic Development Property or that Phase of the Economic Development Property shall be reduced in the same proportion as the amount of such Diminution in Value bears to the original fair market value of the Economic Development Property or that Phase of the Economic Development Property as determined pursuant to Step 1 of Section 4.1(a) hereof; *provided, however,* that if at any time subsequent to the end of the Investment Period, the total value of the Project based on the original income tax basis of the Equipment, Real Property, and Improvements contained therein, without deduction for depreciation, is less than the Act Minimum Investment Requirement, beginning with the first payment thereafter due hereunder and continuing until the end of the Fee Term, the Company shall no longer be entitled to the incentive provided in Section 4.1, and the Company shall therefore commence to pay regular *ad valorem* taxes on the Economic Development Property part of the Project. However, the Company will not be required to make any retroactive payment.

Section 4.5 Place and Allocation of Payments in Lieu of Taxes. The Company shall make the above-described Payments in Lieu of Taxes directly to the County in accordance with applicable law.

Section 4.6 Removal of Equipment. Subject, always, to the other terms and provisions hereof, the Company shall be entitled to remove and dispose of components or Phases of the Project from the Project in its sole discretion with the result that said components or Phases shall no longer be considered a part of the Project and, to the extent such constitute Economic Development Property, shall no longer be subject to the terms of this Fee Agreement to the fullest extent allowed by the Act, as amended. Economic Development Property is disposed of only when it is scrapped or sold or it is removed from the Project. If it is removed from the Project, it is subject to *ad valorem* property taxes to the extent the Property remains in the State and is otherwise subject to *ad valorem* property taxes.

Section 4.7 Damage or Destruction of Economic Development Property.

(a) Election to Terminate. In the event the Economic Development Property is damaged by fire, explosion, or any other casualty, the Company shall be entitled to terminate this Fee Agreement. The Company shall only be required to make FILOT payments as to all or any part of the tax year in which the damage or casualty occurs to the extent property subject to *ad valorem* taxes would otherwise have been subject to such taxes under the same circumstances for the period in question.

(b) Election to Rebuild. In the event the Economic Development Property is damaged by fire, explosion, or any other casualty, and if the Company does not elect to terminate this Fee Agreement, the Company may commence to restore the Economic Development Property with such reductions or enlargements in the scope of the Economic Development Property, changes, alterations, and modifications (including the substitution and addition of other property) as may be desired by the Company. All such restorations and replacements shall be considered, to the fullest extent permitted by law and this Fee Agreement, substitutions of the destroyed portions of the Economic Development Property and shall be considered part of the Economic Development Property for all purposes hereof, including, but not limited to, any amounts due by the Company to the County under Section 4.1 hereof.

(c) Election to Remove. In the event the Company elects not to terminate this Fee Agreement pursuant to subsection (a) and elects not to rebuild pursuant to subsection (b), the damaged portions of the Economic Development Property shall be treated as Removed Components.

Section 4.8 Condemnation.

(a) Complete Taking. If at any time during the Fee Term title to or temporary use of the Economic Development Property should become vested in a public or quasi-public authority by virtue of the exercise of a taking by condemnation, inverse condemnation, or the right of eminent domain; by voluntary transfer under threat of such taking; or by a taking of title to a portion of the Economic Development Property which renders continued use or occupancy of the Economic Development Property commercially unfeasible in the judgment of the Company, the Company shall have the option to terminate this Fee Agreement by sending written notice to the County within a reasonable period of time following such vesting. The Company shall only be required to make FILOT payments as to all or any part of the tax year in which the taking occurs to the extent property subject to *ad valorem* taxes would otherwise have been subject to such taxes under the same circumstances for the period in question.

(b) Partial Taking. In the event of a partial taking of the Economic Development Property or a transfer in lieu thereof, the Company may elect: (i) to terminate this Fee Agreement; (ii) subject to the Act and the terms and provisions of this Fee Agreement, to repair and restore the Economic Development Property, with such reductions or enlargements in the scope of the Economic Development Property, changes, alterations, and modifications (including the substitution and addition of other property) as the Company may desire, and all such changes, alterations, and modifications shall be considered as substitutions of the taken parts of the Economic Development Property; or (iii) to treat the portions of the Economic Development Property so taken as Removed Components.

(c) The Company shall only be required to make FILOT payments as to all or any part of the tax year in which the taking occurs to the extent property subject to *ad valorem* taxes would otherwise have been subject to such taxes under the same circumstances for the period in question.

Section 4.9 Confidentiality/Limitation on Access to Project. The County acknowledges and understands that the Company utilizes confidential and proprietary processes

and materials, services, equipment, trade secrets, and techniques (herein "Confidential Information") and that any disclosure of Confidential Information concerning the Company's operations may result in substantial harm to the Company and could thereby have a significant detrimental impact on the Company's employees and also upon the County. The Company acknowledges that the County is subject to the Freedom of Information Act, and, as a result, must disclose certain documents and information on request absent an exemption. For these reasons, the Company shall clearly label all Confidential Information it delivers to the County "Confidential Information." Therefore, the County agrees that, except as required by law, neither the County nor any employee, agent, or contractor of the County shall (i) request or be entitled to receive any such Confidential Information, or (ii) disclose or otherwise divulge any such Confidential Information to any other person, firm, governmental body or agency, or any other entity unless specifically required to do so by law; provided, however, that the County shall have no less rights concerning information relating to the Project and the Company than concerning any other property or property taxpayer in the County, and, provided further, that the confidentiality of such confidential or proprietary information is clearly disclosed to the County in writing as previously described. Prior to disclosing any Confidential Information, subject to the requirements of law, the Company may require the execution of reasonable, individual, confidentiality and non-disclosure agreements by any officers, employees, or agents of the County or any supporting or cooperating governmental agencies who would gather, receive, or review such information. In the event that the County is required to disclose any Confidential Information obtained from the Company to any third party, the County agrees to provide the Company with as much advance notice as possible of such requirement before making such disclosure, and to cooperate reasonably with any attempts by the Company to obtain judicial or other relief from such disclosure requirement.

Section 4.10 Assignment. With the prior written consent of the County or a subsequent written ratification by the County, which consent or ratification the County will not unreasonably withhold unless Section 12-44-120 of the Act or any successor provision expressly does not require consent, and in accordance with the Act, the Company may assign this Fee Agreement in whole or in part. The Company agrees to notify the County and the Department of the identity of such transferee within 60 days of the transfer. In case of a transfer, the transferee assumes the transferor's basis in the Project for purposes of calculating the Fee. No approval is required for transfers to sponsor affiliates or other financing related transfers, as defined in the Act.

Section 4.11 No Double Payment; Future Changes in Legislation.

(a) Notwithstanding anything contained herein to the contrary, and except as expressly required by law, neither the Company nor any Sponsor shall ever be required to make a Payment in Lieu of Taxes in addition to a regular property tax payment in the same year over the same piece of property, nor shall the Company or any Sponsor be required to make a Payment in Lieu of Taxes on property in cases where, absent this Fee Agreement, property taxes would otherwise not be due on such property.

In case there is any legislation enacted which provides for more favorable treatment for property to qualify as, or for the calculation of the fee related to, Economic Development Property under Sections 4.4, 4.6, 4.7, 4.8, or the calculation of the Investment Period, the County

agrees to give expedient and full consideration to such legislation, with a view to allow for such more favorable treatment or calculation.

Section 4.12 Administration Expenses.

(a) Each party shall be responsible for its own attorneys' fees incurred in connection with this Agreement and any other agreements or instruments entered into pursuant to the matters detailed herein.

ARTICLE V

DEFAULT

Section 5.1 Events of Default. The following shall be "Events of Default" under this Fee Agreement, and the term "Events of Default" shall mean, whenever used with reference to this Fee Agreement, any one or more of the following occurrences:

(a) Failure by the Company to make the Payments in Lieu of Taxes described in Section 4.1 hereof, which failure shall not have been cured within 30 days following receipt of written notice thereof from the County; *provided, however*, that the Company shall be entitled to all redemption rights granted by applicable statutes; or

(b) A representation or warranty made by the Company which is deemed materially incorrect when deemed made; or

(c) Failure by the Company to perform any of the terms, conditions, obligations, or covenants hereunder (other than those under (a) above), which failure shall continue for a period of 30 days after written notice from the County to the Company specifying such failure and requesting that it be remedied, unless the Company shall have instituted corrective action within such time period and is diligently pursuing such action until the default is corrected, in which case the 30-day period shall be extended to cover such additional period during which the Company is diligently pursuing corrective action; or

(d) A representation or warranty made by the County which is deemed materially incorrect when deemed made; or

(e) Failure by the County to perform any of the terms, conditions, obligations, or covenants hereunder, which failure shall continue for a period of 30 days after written notice from the Company to the County specifying such failure and requesting that it be remedied, unless the County shall have instituted corrective action within such time period and is diligently pursuing such action until the default is corrected, in which case the 30-day period shall be extended to cover such additional period during which the County is diligently pursuing corrective action.



Section 5.2 Remedies on Default.

(a) Whenever any Event of Default by the Company shall have occurred and shall be continuing, the County may take any one or more of the following remedial actions:

- (i) terminate the Fee Agreement; or
- (ii) take whatever action at law or in equity may appear necessary or desirable to collect the amounts due hereunder. In no event shall the Company be liable to the County or otherwise for monetary damages resulting from the Company's failure to meet the Act Minimum Investment Requirement, other than as expressly set forth herein.
- (iii) other actions afforded by law.

(b) Whenever any Event of Default by the County shall have occurred or shall be continuing, the Company may take one or more of the following actions:

- (i) bring an action for specific enforcement;
- (ii) terminate the Fee Agreement;
- (iii) withhold so much of the payment as is in dispute with the County until such dispute is fully and finally resolved; or
- (iv) in case of a materially incorrect representation or warranty, take such action as is appropriate, including legal action, to recover its damages, to the extent allowed by law.

Section 5.3 Reimbursement of Legal Fees and Expenses and Other Expenses. Upon the occurrence of an Event of Default hereunder, should a party be required to employ attorneys or incur other reasonable expenses for the collection of payments due hereunder or for the enforcement of performance or observance of any obligation or agreement, the successful party shall be entitled, within 30 days of demand therefor, to reimbursement of the reasonable fees of such attorneys and such other reasonable expenses so incurred.

Section 5.4 No Waiver. No failure or delay on the part of any party hereto in exercising any right, power, or remedy hereunder shall operate as a waiver thereof, nor shall any single or partial exercise of any such right, power, or remedy preclude any other or further exercise thereof or the exercise of any other right, power, or remedy hereunder. No waiver of any provision hereof shall be effective unless the same shall be in writing and signed by the waiving party hereto.

**ARTICLE VI**

**MISCELLANEOUS**

Section 6.1 Notices. Any notice, election, demand, request, or other communication to be provided under this Fee Agreement shall be effective when delivered to the party named below or when deposited with the United States Postal Service, certified mail, return receipt requested, postage prepaid, addressed as follows (or addressed to such other address as any party shall have previously furnished in writing to the other party), except where the terms hereof require receipt rather than sending of any notice, in which case such provision shall control:

**IF TO THE COMPANY:**

WELLMAN PLASTICS RECYCLING  
Attn: Dal Avant  
Post Office Box 188  
Johnsonville, SC 29555

**WITH A COPY TO:**

**IF TO THE COUNTY:**

Florence County, South Carolina  
Attn: County Administrator  
180 N. Irby Street  
MSC-G  
Florence, SC 29501

Section 6.2 Binding Effect. This Fee Agreement and each document contemplated hereby or related hereto shall be binding upon and inure to the benefit of the Company, the County, and their respective successors and assigns. In the event of the dissolution of the County or the consolidation of any part of the County with any other political subdivision or the transfer of any rights of the County to any other such political subdivision, all of the covenants, stipulations, promises, and agreements of this Fee Agreement shall bind and inure to the benefit of the successors of the County from time to time and any entity, officer, board, commission, agency, or instrumentality to whom or to which any power or duty of the County has been transferred.

Section 6.3 Counterparts. This Fee Agreement may be executed in any number of counterparts, and all of the counterparts taken together shall be deemed to constitute one and the same instrument.

Section 6.4 Governing Law. This Fee Agreement and all documents executed in connection herewith shall be construed in accordance with and governed by the laws of the State of South Carolina.

Section 6.5 Headings. The headings of the articles and sections of this Fee Agreement are inserted for convenience only and shall not be deemed to constitute a part of this Fee Agreement.

Section 6.6 Amendments. The provisions of this Fee Agreement may only be modified or amended in writing by any agreement or agreements entered into between the parties.

Section 6.7 Further Assurance. From time to time, and at the expense of the Company, to the extent any expense is incurred, the County agrees to execute and deliver to the Company such additional instruments as the Company may reasonably request and as are authorized by law and reasonably within the purposes and scope of the Act and Fee Agreement to effectuate the purposes of this Fee Agreement.

Section 6.8 Invalidity; Change in Laws. In the event that the inclusion of property as Economic Development Property or any other issue is unclear under this Fee Agreement, the County hereby expresses its intention that the interpretation of this Fee Agreement shall be in a manner that provides for the broadest inclusion of property under the terms of this Fee Agreement and the maximum incentive permissible under the Act, to the extent not inconsistent with any of the explicit terms hereof. If any provision of this Fee Agreement is declared illegal, invalid, or unenforceable for any reason, the remaining provisions hereof shall be unimpaired, and such illegal, invalid, or unenforceable provision shall be reformed to effectuate most closely the legal, valid, and enforceable intent thereof and so as to afford the Company with the maximum benefits to be derived herefrom, it being the intention of the County to offer the Company the strongest inducement possible, within the provisions of the Act, to locate the Project in the County. In case a change in the Act or South Carolina laws eliminates or reduces any of the restrictions or limitations applicable to the Company and the Fee incentive, the parties agree that the County will give expedient and full consideration to reformation of this Fee Agreement, with a view toward providing the Company with the benefits of such change in the Act or South Carolina laws.

The County agrees that in case the FILOT incentive described herein is found to be invalid or otherwise does not provide the Company with the economic benefit it is intended to receive from the County as an inducement to locate in the County, the savings lost as a result of such invalidity will be considered a special source revenue credit or infrastructure improvement credit to the Company to the maximum extent permitted by law, and the County will provide a special source revenue credit or infrastructure improvement credit against all FILOT payments or fee payments made or to be made by the Company equal to the amount that the Company would have saved if the FILOT had been valid, to the maximum extent permitted by law.

Section 6.9 Force Majeure. The Company shall not be responsible for any delays or non-performance caused in whole or in part, directly or indirectly, by strikes, accidents, freight embargoes, fires, floods, inability to obtain materials, conditions arising from governmental

orders or regulations, war or national emergency, acts of God, and any other cause, similar or dissimilar, beyond the Company's reasonable control.

Section 6.10 Termination by Company. The Company is authorized to terminate this Fee Agreement at any time with respect to all or part of the Project upon providing the County with 30 days' notice; *provided, however*, that (i) any monetary obligations existing hereunder and due and owing at the time of termination to a party hereto; and (ii) any provisions which are intended to survive termination shall survive such termination. In the year following such termination, all property shall be subject to ad valorem taxation or such other taxation or fee in lieu of taxation that would apply absent this agreement. The Company's obligation to make fee in lieu of tax payments under this Fee Agreement shall terminate in the year following the year of such termination pursuant to this section.

Section 6.11 Entire Understanding. This Fee Agreement expresses the entire understanding and all agreements of the parties hereto with each other, and neither party hereto has made or shall be bound by any agreement or any representation to the other party which is not expressly set forth in this Fee Agreement or in certificates delivered in connection with the execution and delivery hereof.

Section 6.12 Waiver. Either party may waive compliance by the other party with any term or condition of this Fee Agreement only in a writing signed by the waiving party.

Section 6.13 Business Day. In the event that any action, payment, or notice is, by the terms of this Fee Agreement, required to be taken, made, or given on any day which is a Saturday, Sunday, or legal holiday in the jurisdiction in which the person obligated to act is domiciled, such action, payment, or notice may be taken, made, or given on the following business day with the same effect as if given as required hereby, and no interest shall accrue in the interim.

Section 6.14 Limitation of Liability. Anything herein to the contrary notwithstanding, any financial obligation the County may incur hereunder, including for the payment of money shall not be deemed to constitute a pecuniary liability or a debt or general obligation of the County; provided, however, that nothing herein shall prevent the Company from enforcing its rights hereunder by suit for *mandamus* or specific performance.

(Signature Page Follows)

IN WITNESS WHEREOF, the County, acting by and through the County Council, has caused this Fee Agreement to be executed in its name and behalf by the County Council Chairman and to be attested by the Clerk of the County Council; and the Company has caused this Fee Agreement to be executed by its duly authorized officer, all as of the day and year first above written.

**FLORENCE COUNTY, SOUTH CAROLINA**

Signature: \_\_\_\_\_  
Name: K.G. Rusty Smith, Jr.  
Title: Chairman of County Council

ATTEST:

Signature: \_\_\_\_\_  
Name: Connie Y. Haselden  
Title: Clerk to County Council

**WELLMAN PLASTICS RECYCLING**

Signature: \_\_\_\_\_  
Name: Dal Avant  
Title: Vice President - Administration

**EXHIBIT A  
LEGAL DESCRIPTION**

DRAFT

# FLORENCE COUNTY COUNCIL MEETING

February 18, 2010

**AGENDA ITEM:** Third Reading - Ordinance No. 22-2009/10 - Deferred

**DEPARTMENT:** Economic Development

## **ISSUE UNDER CONSIDERATION:**

(An Ordinance Authorizing The Execution And Delivery Of A Fee In Lieu Of Tax Agreement By And Between Florence County, South Carolina, And J. P. Morgan Chase, With Respect To Certain Economic Development Property, Whereby Such Property Will Be Subject To Certain Payments In Lieu Of Taxes And Other Matters Related Thereto.)

## **POINTS TO CONSIDER:**

Representatives of J. P. Morgan Chase have requested that this item be deferred.

## **OPTIONS:**

1. *(Recommended)* Defer Third Reading of Ordinance No. 22-2009/10.
2. Provide an Alternate Directive

## **ATTACHMENTS:**

Ordinance No. 22-2009/10.

Sponsor(s) : Economic Development  
 First Reading/Introduction : November 19, 2009  
 Committee Referral : N/A  
 Committee Consideration Date : N/A  
 Committee Recommendation : N/A  
 Second Reading : December 10, 2009  
 Public Hearing : December 10, 2009  
 Third Reading :  
 Effective Date : Immediately

I, \_\_\_\_\_,  
 Council Clerk, certify that this  
 Ordinance was advertised for  
 Public Hearing on \_\_\_\_\_.

**ORDINANCE NO. 22-2009/10**

**COUNCIL-ADMINISTRATOR FORM OF GOVERNMENT FOR FLORENCE COUNTY**

**(An Ordinance Authorizing The Execution And Delivery Of A Fee In Lieu Of Tax Agreement By And Between Florence County, South Carolina, And J. P. Morgan Chase, With Respect To Certain Economic Development Property, Whereby Such Property Will Be Subject To Certain Payments In Lieu Of Taxes And Other Matters Related Thereto.)**

**WHEREAS:**

1. Florence County, South Carolina (the "County"), acting by and through its County Council (the "County Council"), is authorized and empowered under and pursuant to the provisions of Title 12, Chapter 44, of the Code of Laws of South Carolina 1976, as amended (the "PILOT Act"), to enter into agreements with any industry or business whereby the industry or business would pay fees-in-lieu-of-taxes with respect to certain properties which constitute "economic development properties" as defined in the Act; through which powers the industrial development of the State of South Carolina (the "State") will be promoted and trade developed by inducing manufacturing and commercial enterprises to locate or remain in the State and thus utilize and employ the manpower, products and resources of the State and benefit the general public welfare of the County by providing services, employment, recreation or other public benefits not otherwise provided locally; and
2. The County is authorized and empowered, pursuant to Title 4, Chapter 1, of the Code of Laws of South Carolina 1976, as amended, to include property upon which a project is located in a multi-county park, with the appropriate consents and approvals of a partnering county, and by separate ordinance, the County has taken action to place the Project in a multi-county park in cooperation with Williamsburg County; and
3. Pursuant to the Act, and in order to induce certain investment in the County, the County did previously adopt Resolution No. 12-2009/10 dated as of November 19, 2009, authorizing an inducement and millage rate agreement (the "Inducement Agreement") for the benefit of the company identified as J. P. Morgan Chase, with respect to the acquisition of certain land, the construction of certain buildings and improvements thereon, and installation of fixtures, machinery, equipment, and furnishings therein (collectively, the "Project") to constitute a manufacturing facility; and
4. The Project is anticipated to result in a taxable investment of at least \$2,500,000 and in the creation of at least 250 additional fulltime jobs within five years, thereby providing significant economic benefits to the County and surrounding areas; and
5. The County has determined on the basis of the information supplied to it by J. P. Morgan Chase that the Project is a "project" as defined in the Act and is eligible to become "economic development property" as



that term is defined in the Act and that the Project would serve the purposes of the Act; and

6. Pursuant to the Inducement Agreement, the County has agreed to enter into a fee in lieu of tax agreement with J. P. Morgan Chase, whereby the County would provide therein for a payment of fee in lieu of taxes by J. P. Morgan Chase with respect to the Project pursuant to the FILOT Act (collectively, the "Fee Agreement"); and
7. J. P. Morgan Chase has caused to be prepared and presented to this meeting the form of the Fee Agreement which contains the provision for a payment in lieu of taxes which the County proposes to execute and deliver; and
8. It appears that the Fee Agreement, now before this meeting, is in appropriate form and is an appropriate instrument to be approved, executed, and delivered by the County for the purposes intended.

**NOW THEREFORE BE IT ORDAINED BY THE FLORENCE COUNTY COUNCIL DULY ASSEMBLED THAT:**

**Section 1.** It is hereby found, determined and declared by the County Council as follows:

- (a) The Project constitutes a "project" as defined in the FILOT Act and will constitute "economic development property" as said term is referred to and defined in the FILOT Act, and the County's actions herein will subserve the purposes and in all respects conform to the provisions and requirements of the FILOT Act;
- (b) The terms and provision of the Inducement Agreement are hereby ratified and approved and incorporated herein and made a part hereof;
- (c) The Project will benefit the general public welfare of the County by providing services, employment, and other public benefits not otherwise provided locally;
- (d) The Project will give rise to no pecuniary liability of the county or any incorporated municipality or a charge against the general credit or taxing power of either;
- (e) The inducement of the location of the Project within the County and the State is of paramount importance;
- (f) The purposes to be accomplished by the Project, i.e., economic development, retention of jobs, and addition to the tax base of the County, are proper governmental and public purposes and the benefits of the Project are greater than the costs; and
- (g) Having evaluated the purposes to be accomplished by the Project as proper governmental and public purposes, the anticipated dollar amount and nature of the investment to be made, and the anticipated costs and benefits to the County, the County has determined that the Project is properly classified as economic development property.

**Section 2.** The forms, terms and provisions of the Fee Agreement presented to this meeting are hereby approved and all of the terms and provisions thereof are hereby incorporated herein by reference as if the Fee Agreement were set out in this Ordinance in its entirety. The Chairman of the County Council is hereby authorized, empowered and directed to execute, acknowledge and deliver the Fee Agreement in the name of and on behalf of the County, and thereupon to cause the Fee Agreement to be delivered to J. P. Morgan Chase and cause a copy of the Fee Agreement to be delivered to the Florence County Auditor and Assessor. The Fee

Agreement is to be in substantially the form now before this meeting and hereby approved, or with such minor changes therein as shall be approved by the officials of the County executing the same, their execution thereof to constitute conclusive evidence of their approval of any and all changes or revisions therein from the form of Fee Agreement now before this meeting.

**Section 3.** The Chairman of the County Council, the County Administrator, and the Clerk to County Council, for and on behalf of the County, are hereby authorized and directed to do any and all things necessary to effect the execution and delivery of the Fee Agreement and the performance of all obligations of the County under and pursuant to the Fee Agreement.

**Section 4.** The provision of this Ordinance are hereby declared to be separable and if any section, phrase or provisions shall for any reason be declared by a court of competent jurisdiction to be invalid or unenforceable, such declaration shall not affect the validity of the remainder of the sections, phrases and provisions hereunder.

**Section 5.** All ordinances, resolutions, and parts thereof in conflict herewith are, to the extent of such conflict, hereby repealed. This ordinance shall take effect and be in full force from and after its passage by the County Council.

ATTEST:

\_\_\_\_\_  
Connie Y. Haselden, Council Clerk

SIGNED:

\_\_\_\_\_  
K. G. Rusty Smith, Jr., Chairman

\_\_\_\_\_  
Approved as to Form and Content  
James C. Rushton, III, County Attorney

COUNCIL VOTE:  
OPPOSED:  
ABSENT:

DRAFT

FEE AGREEMENT

Between

FLORENCE COUNTY, SOUTH CAROLINA

and

J. P. MORGAN CHASE

Dated as of \_\_\_\_\_

RECAPITULATION OF CONTENTS OF  
FEE AGREEMENT PURSUANT TO S.C. CODE §12-44-55(A)

The parties have agreed to waive this requirement pursuant to S.C. Code Ann. § 12-44-55(B).

DRAFT

## FEE AGREEMENT

THIS FEE AGREEMENT (the "Fee Agreement") is made and entered into as of \_\_\_\_\_, by and between FLORENCE COUNTY, SOUTH CAROLINA (the "County"), a body politic and corporate and a political subdivision of the State of South Carolina (the "State"), acting by and through the Florence County Council (the "County Council") as the governing body of the County, and J. P. MORGAN CHASE, a limited liability company organized and existing under the laws of the State of South Carolina (the "Company").

### RECITALS

1. Title 12, Chapter 44, Code of Laws of South Carolina, 1976, as amended (the "Act") authorizes the County (i) to induce industries to locate in the State; (ii) to encourage industries now located in the State to expand their investments and thus make use of and employ manpower, products, and other resources of the State; and (iii) to enter into a fee agreement with entities meeting the requirements of such Act, which identifies certain property of such entities as economic development property.

2. Pursuant to Section 12-44-40(H)(1) of the Act, the County finds that: (a) the Project (as defined herein) is anticipated to benefit the general public welfare of the County by providing services, employment, recreation, or other public benefits not otherwise adequately provided locally; (b) the Project gives rise to no pecuniary liability of the County or any incorporated municipality and to no charge against its general credit or taxing power; (c) the purposes to be accomplished by the Project are proper governmental and public purposes; and (d) the benefits of the Project are greater than the costs.

3. The County Council has evaluated the Project based on all relevant criteria that include, but are not limited to, the purposes the Project is to accomplish, the anticipated dollar amount and nature of the investment, and the anticipated costs and benefits to the County.

4. An Ordinance that the County Council adopted contemporaneously with the date of this Agreement (the "Fee Ordinance") authorizes the County and the Company to enter into a Fee Agreement that classifies the Project as Economic Development Property under the Act and provides for the payment of fees in lieu of taxes, all as further described herein.

NOW, THEREFORE, FOR AND IN CONSIDERATION of the respective representations and agreements hereinafter contained, the parties hereto agree as follows:

### ARTICLE I

#### DEFINITIONS

Section 1.1 The terms that this Article defines shall for all purposes of this Fee Agreement have the meanings herein specified, unless the context clearly requires otherwise:

"Act" shall mean Title 12, Chapter 44, Code of Laws of South Carolina, 1976, as amended, and all future acts successor or supplemental thereto or amendatory thereof.

“Act Minimum Investment Requirement” shall mean an investment of at least \$2,500,000 by the Company and any Sponsors and Sponsor Affiliates of property eligible as economic development property under the Act, provided, however, that in the event of a reduction of the minimum investment level in Section 12-44-30(14) or any successor section by legislative action, then the Act Minimum Investment Requirement shall equal such reduced amount.

“Commencement Date” shall mean the last day of the property tax year during which the Project or the first Phase thereof is placed in service, which date must not be later than the last day of the property tax year which is three years from the year in which the County and the Company enter into this Fee Agreement.

“Company” shall mean J. P. Morgan Chase and any surviving, resulting, or transferee entity in any merger, consolidation, or transfer of assets; or any other person or entity which may succeed to the rights and duties of the Company.

“County” shall mean Florence County, South Carolina, a body politic and corporate and a political subdivision of the State of South Carolina, its successors and assigns, acting by and through the County Council as the governing body of the County.

“County Council” shall mean the Florence County Council, the governing body of the County.

“Department” shall mean the South Carolina Department of Revenue.

“Diminution in Value” in respect of the Project or any Phase of the Project shall mean any reduction in the value using the original fair market value (without regard to depreciation) as determined in Step 1 of Section 4.1(a) of this Fee Agreement, of the items which constitute a part of the Project or such Phase and which are subject to FILOT payments which may be caused by (i) the Company’s removal and/or disposal of equipment pursuant to Section 4.6 of this Fee Agreement; (ii) a casualty to the Project, such Phase of the Project, or any part thereof, described in Section 4.7 of this Fee Agreement; or (iii) a condemnation of the Project, such Phase of the Project, or any part thereof, described in Section 4.8 of this Fee Agreement.

“Economic Development Property” shall mean those items of real and tangible personal property of the Project which are eligible for inclusion as economic development property under the Act, selected and identified by the Company in its annual filing of a SCDOR PT-300S or comparable form with the Department (as such filing may be amended from time to time) for each year within the Investment Period.

“Equipment” shall mean all of the machinery, equipment, furniture, office equipment, and fixtures, together with any and all additions, accessions, replacements, and substitutions thereto or therefor used or to be used in the County by the Company for the purposes described in Section 2.2(b) hereof, provided, however, that repairs, alterations, or modifications to personal property which is not economic development property or property subject to a fee in lieu of taxes prior to this Fee Agreement, are not eligible to become Economic Development Property, except for modifications which constitute an expansion of existing real property improvements.

“Event of Default” shall mean any event of default specified in Section 5.1 of this Fee Agreement.

“Exemption Period” shall mean the period beginning on the first day of the property tax year after the property tax year in which an applicable piece of Economic Development Property is placed in service and ending on the Termination Date. In case there are Phases of the Project, the Exemption Period applies to each year’s investment made during the Investment Period.

“Fee,” “Fee in Lieu of Taxes,” “FILOT,” or “Payments in Lieu of Taxes” shall mean the amount paid or to be paid in lieu of *ad valorem* property taxes as provided herein.

“Fee Agreement” shall mean this Fee Agreement.

“Fee Term” shall mean the period from the date of this Fee Agreement until the Termination Date.

“Improvements” shall mean all improvements to the Real Property, including buildings, building additions, roads, sewer lines, and infrastructure, together with any and all additions, fixtures, accessions, replacements, and substitutions thereto or therefor used or to be used in the County for the purposes described in Section 2.2(b) hereof; provided, however, that repairs, alterations, or modifications to real property which is not economic development property or property subject to a fee in lieu of taxes prior to this Fee Agreement, are not eligible to become Economic Development Property, except for modifications which constitute an expansion of existing real property improvements.

“Industrial Development Park” shall mean the industrial or business park developed by two or more counties as defined in Section 4-1-170 of the Code of Laws of South Carolina, 1976, as amended.

“Investment Period” shall mean the period beginning with the first day of any purchase or acquisition of Economic Development Property and ending five years after the Commencement Date, provided that the Company and the County may agree to a later date pursuant to Section 12-44-30(13) of the Act.

“MCIP Act” shall mean Title 4, Chapter 1, Sections 170 et seq. of the Code of Laws of South Carolina, 1976, as amended.

“Phase” or “Phases” in respect of the Project shall mean that the Equipment, Improvements, and/or Real Property of the Project are placed in service during more than one year in the Investment Period, and the word “Phase” shall therefore refer to the applicable portion of the Project placed in service in a given year in the Investment Period.

“Project” shall mean all the Equipment, Improvements, and/or Real Property located on the Real Property in the County and that the Company determines to be necessary, suitable, or useful for the purposes that Section 2.2(b) describes, and first placed in service in calendar year 2009 or thereafter. The Project shall not include any property which is ineligible for FILOT treatment pursuant to Section 12-44-110 of the Act.

“Real Property” shall mean real property that the Company uses or will use in the County for the purposes that Section 2.2(b) describes, and generally located on the land identified on Exhibit A hereto, together with all and singular the rights, members, hereditaments, and appurtenances belonging or in any way incident or appertaining thereto.

“Removed Components” shall mean the following types of components or Phases of the Project or portions thereof which are subject to FILOT payments, all of which the Company shall be entitled to remove from the Project with the result that the same shall no longer be subject to the terms of the Fee Agreement: (a) components or Phases of the Project or portions thereof which the Company, in its sole discretion, determines to be inadequate, obsolete, worn-out, uneconomic, damaged, unsuitable, undesirable, or unnecessary pursuant to Section 4.6 hereof or otherwise; or (b) components or Phases of the Project or portions thereof which the Company in its sole discretion, elects to be treated as removed pursuant to Section 4.7(c) or Section 4.8(b)(iii) of this Fee Agreement.

“Replacement Property” shall mean any property which is placed in service as a replacement for any item of Equipment, any Improvement, or any Real Property previously subject to this Fee Agreement regardless of whether such property serves the same functions as the property it is replacing and regardless of whether more than one piece of property replaces any item of Equipment, any Improvement, or any Real Property, to the fullest extent that the Act permits.

“Sponsor” shall mean an entity that joins with or is an affiliate of, the Company and that participates in the investment in, or financing of, the Project and which meets the requirements under the Act to be entitled to the benefits of this Agreement with respect to its participation in the Project.

“Termination Date” shall mean in case the entire Project is placed in service in one year, the end of the last day of the property tax year which is the 19th year following the first property tax year in which the entire Project is placed in service, or in case there are Phases of the Project, the Termination Date shall mean with respect to each Phase of the Project the end of the last day of the property tax year which is the 19th year following the first property tax year in which such Phase of the Project is placed in service, provided, that the intention of the parties is that the Company will make at least 20 annual FILOT payments under Article IV hereof with respect to each Phase of the Project and provided further, that if this Fee Agreement is terminated earlier in accordance with the terms hereof, the Termination Date is the date of such termination.

Any reference to any agreement or document in this Article I or otherwise in this Fee Agreement shall include any and all amendments, supplements, addenda, and modifications to such agreement or document.

The term “investment” or “invest” as used herein shall include not only investments made by the Company, but also to the fullest extent permitted by law, those investments made by or for the benefit of the Company in connection with the Project through federal, state, or local grants, to the extent such investments are subject to *ad valorem* taxes or FILOT payments by the Company.



## ARTICLE II

### REPRESENTATIONS, WARRANTIES, AND AGREEMENTS

Section 2.1 Representations, Warranties, and Agreements of the County. The County hereby represents, warrants, and agrees as follows:

(a) The County is a body politic and corporate and a political subdivision of the State and acts through the County Council as its governing body. The Act authorizes and empowers the County to enter into the transactions that this Fee Agreement contemplates and to carry out its obligations hereunder. The County has duly authorized the execution and delivery of this Fee Agreement and any and all other agreements described herein or therein and has obtained all consents from third parties and taken all actions necessary or that the law requires to fulfill its obligations hereunder.

(b) Based upon representations by the Company, the Project constitutes a "project" within the meaning of the Act, and the County is a County that the Act authorizes to enter into fee in lieu of tax agreements with companies that satisfy the Act Minimum Investment Requirement within the County.

(c) The County has agreed that each item of real and tangible personal property comprising the Project which is eligible to be economic development property under the Act and that the Company selects shall be considered Economic Development Property and is thereby exempt from *ad valorem* taxation in South Carolina.

(d) The millage rate in Section 4.1 hereof is 272.5 mills, the millage rate in effect with respect to the location of the proposed Project on June 30, 2009, as provided under Section 12-44-50(A)(1)(d) of the Act.

(e) The County will not be in default in any of its obligations (contractual or otherwise), including any violation of its statutory debt limit, as a result of entering into and performing under this Fee Agreement and/or as a result of creating an Industrial Development Park encompassing the Project.

(f) The County will take all reasonable action to include the Project in an Industrial Development Park.

Section 2.2 Representations, Warranties, and Agreements of the Company. The Company hereby represents, warrants, and agrees as follows:

(a) The Company is in good standing under the laws of the State of South Carolina, is duly authorized to transact business in the State of South Carolina, has power to enter into this Fee Agreement, and has duly authorized the execution and delivery of this Fee Agreement.

(b) The Company intends to operate the Project as a "project" within the meaning of the Act as in effect on the date hereof. The Company intends to operate the Project

as a molding facility, and for such other purposes that the Act permits as the Company may deem appropriate.

(c) The Company will use commercially reasonable efforts to ensure that its investment in Economic Development Property of the Project will exceed the Act Minimum Investment Requirement.

### ARTICLE III

#### COMMENCEMENT AND COMPLETION OF THE PROJECT

Section 3.1 The Project. The Company intends to invest in Equipment, Improvements, and/or Real Property, which together comprise the Project and which are anticipated to create at least the Act Minimum Investment Requirement in eligible Economic Development Property investment subject to Payments in Lieu of Taxes in the County.

The parties hereto agree that, to the extent that applicable law allows or is revised or construed to allow the benefits of the Act, in the form of Payments-in-Lieu-of-Taxes to be made under Article IV hereof, to be applicable to leased assets including, but not limited to a building and/or personal property to be installed in the buildings and leased to but not purchased by the Company from one or more Sponsors under any form of lease, then such property shall, at the election of the Company, be subject to Payments-in-Lieu-of-Taxes to the same extent as the Company's assets covered by this Fee Agreement, subject, at all times, to the requirement of such applicable law. The parties hereto further agree that this Fee Agreement may be interpreted or modified as may be necessary or appropriate in order to give proper application of this Fee Agreement to such tangible property without such construction or modification constituting an amendment to this Fee Agreement, and thus not requiring any additional action by the County Council. The County Administrator, after consulting with the County Attorney, shall be and hereby is authorized to make such modifications, if any, as may be necessary or appropriate in connection therewith. Such leased property shall constitute a part of the Project for all purposes of this Agreement, including removal, replacement, and termination, and such Sponsor shall be deemed to be a party to this Agreement provided, however, that no Sponsor shall be liable for any payments pursuant to Section 4.2(b) hereof, which shall remain the Company's liability. To the extent the provisions of the Act are held to be inapplicable to the property owned by the County (as improved by Tenant), the County hereby agrees that this Agreement shall be construed to provide for a fees in lieu of taxes pursuant to Section 4-12-10 et seq. of the Code of Laws of South Carolina, 1976, as amended (the "Little Fee Statute") upon the same terms as described in this Agreement, and the inducement agreement and inducement resolution adopted in connection with this Agreement shall constitute the inducement documents pursuant to the Little Fee Statute.

Pursuant to the Act and subject to Section 4.2 hereof, the Company and the County hereby agree that the Company shall identify annually those assets which are eligible for FILOT payments under the Act and which the Company selects for such treatment by listing such assets in its annual PT-300S form (or comparable form) to be filed with the Department (as such may be amended from time to time) and that by listing such assets, such assets shall automatically become Economic Development Property and therefore be exempt from all *ad valorem* taxation during the Exemption Period. Anything contained in this Fee Agreement to the contrary

notwithstanding, the Company shall not be obligated to complete the acquisition of the Project. However, if the Company does not meet the Act Minimum Investment Requirement, this Fee Agreement shall be terminated as provided in Section 4.2 hereof.

Section 3.2 Diligent Completion. The Company agrees to use its reasonable efforts to cause the completion of the Project as soon as practicable, but in any event on or prior to the end of the Investment Period.

Section 3.3 Filings and Reports.

(a) Each year during the term of the Fee Agreement, the Company shall deliver to the County, the County Auditor, the County Assessor, and the County Treasurer, a copy of its most recent annual filings with the Department with respect to the Project, not later than 30 days following delivery thereof to the Department.

(b) The Company shall cause the filing of a copy of this Fee Agreement, as well as a copy of the completed Form PT-443 of the Department, to be filed with the County Auditor and the County Assessor of the County and any partner county, when the Project is placed in a joint county industrial and business park, and the Department within 30 days after the date of execution and delivery hereof by all parties hereto.

**ARTICLE IV**

**PAYMENTS IN LIEU OF TAXES**

Section 4.1 Negotiated Payments.

(a) Pursuant to Section 12-44-50 of the Act, the Company is required to make payments in lieu of *ad valorem* taxes to the County with respect to the Economic Development Property. Inasmuch as the Company anticipates an initial investment of sums sufficient for the Project to qualify for a fee in lieu of tax arrangement under Section 12-44-50(A)(1) of the Act, the County and the Company have negotiated the amount of the Payments in Lieu of Taxes in accordance therewith. The Company shall make payments in lieu of *ad valorem* taxes on all Economic Development Property which comprises the Project and is placed in service, as follows: the Company shall make payments in lieu of *ad valorem* taxes during the Exemption Period with respect to the Economic Development Property or, if there are Phases of the Economic Development Property, with respect to each Phase of the Economic Development Property, said payments to be made annually and to be due and payable and subject to penalty assessments on the same dates and in the same manner as prescribed by the County for *ad valorem* taxes. The determination of the amount of such annual Payments in Lieu of Taxes shall be in accordance with the following procedure (subject, in any event, to the procedures that the Act requires):

- Step 1: Determine the fair market value of the Economic Development Property (or Phase of the Economic Development Property) placed in service during the Exemption Period using original income tax basis for State income tax purposes for any Real Property and Improvements without regard to depreciation (provided, the fair market value of real

property, as the Act defines such term, that the Company obtains by construction or purchase in an arms length transaction is equal to the original income tax basis, and otherwise, the determination of the fair market value is by appraisal) and original income tax basis for State income tax purposes for any personal property less depreciation for each year allowable for property tax purposes, except that no extraordinary obsolescence shall be allowable. The fair market value of the Real Property for the first year of the Fee Term remains the fair market value of the Real Property for the life of the Fee Term. The determination of these values shall take into account all applicable property tax exemptions that State law would allow to the Company if the property were taxable, except those exemptions that Section 12-44-50(A)(2) of the Act specifically disallows.

Step 2: Apply an assessment ratio of six percent (6%) to the fair market value in Step 1 to establish the taxable value of the Economic Development Property (or each Phase of the Economic Development Property) in the year it is placed in service and in each of the 19 years thereafter or such longer period of years in which the Act permits the Company to make annual fee payments.

Step 3: Use a fixed millage rate equal to the millage rate in effect on June 30, 2009, which is 272.5 mills, as Section 12-44-50(A)(1)(d) of the Act provides, during the Exemption Period against the taxable value to determine the amount of the Payments in Lieu of Taxes due during the Exemption Period on the payment dates that the County prescribes for such payments or such longer period of years in which the Act permits the Company to make annual fee payments.

(b) In the event that a final order of a court of competent jurisdiction or an agreement of the parties determines that the calculation of the minimum Payment in Lieu of Taxes applicable to this transaction is to be other than by the procedure herein, the payment shall be reset at the minimum permitted level so determined.

In the event that a final order of a court of competent jurisdiction from which no further appeal is allowable declares the Act and/or the herein-described Payments in Lieu of Taxes invalid or unenforceable, in whole or in part, for any reason, the parties express their intentions to reform such payments so as to effectuate most closely the intent thereof and so as to afford the Company with the benefits to be derived herefrom, the intention of the County being to offer the Company a strong inducement to locate the Project in the County. If the Economic Development Property is deemed to be subject to *ad valorem* taxation, this Fee Agreement shall terminate, and the Company shall pay the County regular *ad valorem* taxes from the date of termination, but with appropriate reductions equivalent to all tax exemptions which are afforded to the Company. Any amount determined to be due and owing to the County from the Company, with respect to a year or years for which the Company previously remitted Payments in Lieu of Taxes to the County hereunder, shall (i) take into account all applicable tax exemptions to which the Company would be entitled if the Economic Development Property was not and had not been

Economic Development Property under the Act; and (ii) be reduced by the total amount of Payments in Lieu of Taxes the Company had made with respect to the Project pursuant to the terms hereof. Notwithstanding anything contained herein to the contrary, neither the Company nor any successor in title or interest shall be required to pay FILOT payments and *ad valorem* taxes for the same property over the same period in question.

Section 4.2 Failure to Achieve Act Minimum Investment Requirement.

(a) In the event that the cost of the Economic Development Property (without regard to depreciation) that the Company acquires does not reach the Act Minimum Investment Requirement by the end of the Investment Period, this Fee Agreement shall terminate as to such entity failing to meet the minimum investment level. In such event, the Company shall pay the County an amount (the "Additional Payment") pursuant to the Act which is equal to the excess, if any, of (i) the total amount of *ad valorem* taxes as would result from taxes levied on the Project by the County, municipality or municipalities, school district or school districts, and other political units as if the items of property comprising the Economic Development Property were not Economic Development Property, but with appropriate reductions equivalent to all tax exemptions and abatements to which the Company would be entitled in such a case, through and including the end of the Investment Period, over (ii) the total amount of FILOT payments the Company has made with respect to the Economic Development Property through and including the end of the Investment Period. Any amounts determined to be owing pursuant to the foregoing sentence shall be subject to the minimum amount of interest that the Act may require.

(b) The remedies stated herein shall be the County's sole remedies for the Company's failure to meet any required investment or job creation level.

Section 4.3 Payments in Lieu of Taxes on Replacement Property. If the Company elects to replace any Removed Components and to substitute such Removed Components with Replacement Property as a part of the Economic Development Property, or the Company otherwise utilizes Replacement Property, then, pursuant and subject to Section 12-44-60 of the Act, the Company shall make statutory payments in lieu of *ad valorem* taxes with regard to such Replacement Property in accordance with the following:

(i) Replacement Property does not have to serve the same function as the Economic Development Property it is replacing. Replacement Property is deemed to replace the oldest Economic Development Property subject to the Fee, whether real or personal, which is disposed of in the same property tax year in which the Replacement Property is placed in service. Replacement Property qualifies as Economic Development Property only to the extent of the original income tax basis of Economic Development Property which is being disposed of in the same property tax year. More than one piece of property can replace a single piece of Economic Development Property. To the extent that the income tax basis of the Replacement Property exceeds the original income tax basis of the Economic Development Property which it is replacing, the excess amount is subject to annual payments calculated as if the exemption for Economic Development Property were not allowable. Replacement Property is

entitled to treatment under the Fee Agreement for the period of time remaining during the Exemption Period for the Economic Development Property which it is replacing; and

(ii) The new Replacement Property which qualifies for the Fee shall be recorded using its income tax basis, and the calculation of the Fee shall utilize the millage rate and assessment ratio in effect with regard to the original property subject to the Fee.

Section 4.4 Reductions in Payments of Taxes Upon Removal, Condemnation, or Casualty. In the event of a Diminution in Value of the Economic Development Property or any Phase of the Economic Development Property, the Payment in Lieu of Taxes with regard to the Economic Development Property or that Phase of the Economic Development Property shall be reduced in the same proportion as the amount of such Diminution in Value bears to the original fair market value of the Economic Development Property or that Phase of the Economic Development Property as determined pursuant to Step 1 of Section 4.1(a) hereof; *provided, however,* that if at any time subsequent to the end of the Investment Period, the total value of the Project based on the original income tax basis of the Equipment, Real Property, and Improvements contained therein, without deduction for depreciation, is less than the Act Minimum Investment Requirement, beginning with the first payment thereafter due hereunder and continuing until the end of the Fee Term, the Company shall no longer be entitled to the incentive provided in Section 4.1, and the Company shall therefore commence to pay regular *ad valorem* taxes on the Economic Development Property part of the Project. However, the Company will not be required to make any retroactive payment.

Section 4.5 Place and Allocation of Payments in Lieu of Taxes. The Company shall make the above-described Payments in Lieu of Taxes directly to the County in accordance with applicable law.

Section 4.6 Removal of Equipment. Subject, always, to the other terms and provisions hereof, the Company shall be entitled to remove and dispose of components or Phases of the Project from the Project in its sole discretion with the result that said components or Phases shall no longer be considered a part of the Project and, to the extent such constitute Economic Development Property, shall no longer be subject to the terms of this Fee Agreement to the fullest extent allowed by the Act, as amended. Economic Development Property is disposed of only when it is scrapped or sold or it is removed from the Project. If it is removed from the Project, it is subject to *ad valorem* property taxes to the extent the Property remains in the State and is otherwise subject to *ad valorem* property taxes.

Section 4.7 Damage or Destruction of Economic Development Property.

(a) Election to Terminate. In the event the Economic Development Property is damaged by fire, explosion, or any other casualty, the Company shall be entitled to terminate this Fee Agreement. The Company shall only be required to make FILOT payments as to all or any part of the tax year in which the damage or casualty occurs to the extent property subject to *ad valorem* taxes would otherwise have been subject to such taxes under the same circumstances for the period in question.

(b) Election to Rebuild. In the event the Economic Development Property is damaged by fire, explosion, or any other casualty, and if the Company does not elect to terminate this Fee Agreement, the Company may commence to restore the Economic Development Property with such reductions or enlargements in the scope of the Economic Development Property, changes, alterations, and modifications (including the substitution and addition of other property) as may be desired by the Company. All such restorations and replacements shall be considered, to the fullest extent permitted by law and this Fee Agreement, substitutions of the destroyed portions of the Economic Development Property and shall be considered part of the Economic Development Property for all purposes hereof, including, but not limited to, any amounts due by the Company to the County under Section 4.1 hereof.

(c) Election to Remove. In the event the Company elects not to terminate this Fee Agreement pursuant to subsection (a) and elects not to rebuild pursuant to subsection (b), the damaged portions of the Economic Development Property shall be treated as Removed Components.

#### Section 4.8 Condemnation.

(a) Complete Taking. If at any time during the Fee Term title to or temporary use of the Economic Development Property should become vested in a public or quasi-public authority by virtue of the exercise of a taking by condemnation, inverse condemnation, or the right of eminent domain; by voluntary transfer under threat of such taking; or by a taking of title to a portion of the Economic Development Property which renders continued use or occupancy of the Economic Development Property commercially unfeasible in the judgment of the Company, the Company shall have the option to terminate this Fee Agreement by sending written notice to the County within a reasonable period of time following such vesting. The Company shall only be required to make FILOT payments as to all or any part of the tax year in which the taking occurs to the extent property subject to *ad valorem* taxes would otherwise have been subject to such taxes under the same circumstances for the period in question.

(b) Partial Taking. In the event of a partial taking of the Economic Development Property or a transfer in lieu thereof, the Company may elect: (i) to terminate this Fee Agreement; (ii) subject to the Act and the terms and provisions of this Fee Agreement, to repair and restore the Economic Development Property, with such reductions or enlargements in the scope of the Economic Development Property, changes, alterations, and modifications (including the substitution and addition of other property) as the Company may desire, and all such changes, alterations, and modifications shall be considered as substitutions of the taken parts of the Economic Development Property; or (iii) to treat the portions of the Economic Development Property so taken as Removed Components.

(c) The Company shall only be required to make FILOT payments as to all or any part of the tax year in which the taking occurs to the extent property subject to *ad valorem* taxes would otherwise have been subject to such taxes under the same circumstances for the period in question.

Section 4.9 Confidentiality/Limitation on Access to Project. The County acknowledges and understands that the Company utilizes confidential and proprietary processes

and materials, services, equipment, trade secrets, and techniques (herein "Confidential Information") and that any disclosure of Confidential Information concerning the Company's operations may result in substantial harm to the Company and could thereby have a significant detrimental impact on the Company's employees and also upon the County. The Company acknowledges that the County is subject to the Freedom of Information Act, and, as a result, must disclose certain documents and information on request absent an exemption. For these reasons, the Company shall clearly label all Confidential Information it delivers to the County "Confidential Information." Therefore, the County agrees that, except as required by law, neither the County nor any employee, agent, or contractor of the County shall (i) request or be entitled to receive any such Confidential Information, or (ii) disclose or otherwise divulge any such Confidential Information to any other person, firm, governmental body or agency, or any other entity unless specifically required to do so by law; provided, however, that the County shall have no less rights concerning information relating to the Project and the Company than concerning any other property or property taxpayer in the County, and, provided further, that the confidentiality of such confidential or proprietary information is clearly disclosed to the County in writing as previously described. Prior to disclosing any Confidential Information, subject to the requirements of law, the Company may require the execution of reasonable, individual, confidentiality and non-disclosure agreements by any officers, employees, or agents of the County or any supporting or cooperating governmental agencies who would gather, receive, or review such information. In the event that the County is required to disclose any Confidential Information obtained from the Company to any third party, the County agrees to provide the Company with as much advance notice as possible of such requirement before making such disclosure, and to cooperate reasonably with any attempts by the Company to obtain judicial or other relief from such disclosure requirement.

Section 4.10 Assignment. With the prior written consent of the County or a subsequent written ratification by the County, which consent or ratification the County will not unreasonably withhold unless Section 12-44-120 of the Act or any successor provision expressly does not require consent, and in accordance with the Act, the Company may assign this Fee Agreement in whole or in part. The Company agrees to notify the County and the Department of the identity of such transferee within 60 days of the transfer. In case of a transfer, the transferee assumes the transferor's basis in the Project for purposes of calculating the Fee. No approval is required for transfers to sponsor affiliates or other financing related transfers, as defined in the Act.

Section 4.11 No Double Payment; Future Changes in Legislation.

(a) Notwithstanding anything contained herein to the contrary, and except as expressly required by law, neither the Company nor any Sponsor shall ever be required to make a Payment in Lieu of Taxes in addition to a regular property tax payment in the same year over the same piece of property, nor shall the Company or any Sponsor be required to make a Payment in Lieu of Taxes on property in cases where, absent this Fee Agreement, property taxes would otherwise not be due on such property.

In case there is any legislation enacted which provides for more favorable treatment for property to qualify as, or for the calculation of the fee related to, Economic Development Property under Sections 4.4, 4.6, 4.7, 4.8, or the calculation of the Investment Period, the County



agrees to give expedient and full consideration to such legislation, with a view to allow for such more favorable treatment or calculation.

Section 4.12 Administration Expenses.

(a) Each party shall be responsible for its own attorneys' fees incurred in connection with this Agreement and any other agreements or instruments entered into pursuant to the matters detailed herein.

ARTICLE V

DEFAULT

Section 5.1 Events of Default. The following shall be "Events of Default" under this Fee Agreement, and the term "Events of Default" shall mean, whenever used with reference to this Fee Agreement, any one or more of the following occurrences:

(a) Failure by the Company to make the Payments in Lieu of Taxes described in Section 4.1 hereof, which failure shall not have been cured within 30 days following receipt of written notice thereof from the County; *provided, however*, that the Company shall be entitled to all redemption rights granted by applicable statutes; or

(b) A representation or warranty made by the Company which is deemed materially incorrect when deemed made; or

(c) Failure by the Company to perform any of the terms, conditions, obligations, or covenants hereunder (other than those under (a) above), which failure shall continue for a period of 30 days after written notice from the County to the Company specifying such failure and requesting that it be remedied, unless the Company shall have instituted corrective action within such time period and is diligently pursuing such action until the default is corrected, in which case the 30-day period shall be extended to cover such additional period during which the Company is diligently pursuing corrective action; or

(d) A representation or warranty made by the County which is deemed materially incorrect when deemed made; or

(e) Failure by the County to perform any of the terms, conditions, obligations, or covenants hereunder, which failure shall continue for a period of 30 days after written notice from the Company to the County specifying such failure and requesting that it be remedied, unless the County shall have instituted corrective action within such time period and is diligently pursuing such action until the default is corrected, in which case the 30-day period shall be extended to cover such additional period during which the County is diligently pursuing corrective action.

Section 5.2 Remedies on Default.

(a) Whenever any Event of Default by the Company shall have occurred and shall be continuing, the County may take any one or more of the following remedial actions:

- (i) terminate the Fee Agreement; or
- (ii) take whatever action at law or in equity may appear necessary or desirable to collect the amounts due hereunder. In no event shall the Company be liable to the County or otherwise for monetary damages resulting from the Company's failure to meet the Act Minimum Investment Requirement, other than as expressly set forth herein.
- (iii) other actions afforded by law.

(b) Whenever any Event of Default by the County shall have occurred or shall be continuing, the Company may take one or more of the following actions:

- (i) bring an action for specific enforcement;
- (ii) terminate the Fee Agreement;
- (iii) withhold so much of the payment as is in dispute with the County until such dispute is fully and finally resolved; or
- (iv) in case of a materially incorrect representation or warranty, take such action as is appropriate, including legal action, to recover its damages, to the extent allowed by law.

Section 5.3 Reimbursement of Legal Fees and Expenses and Other Expenses. Upon the occurrence of an Event of Default hereunder, should a party be required to employ attorneys or incur other reasonable expenses for the collection of payments due hereunder or for the enforcement of performance or observance of any obligation or agreement, the successful party shall be entitled, within 30 days of demand therefor, to reimbursement of the reasonable fees of such attorneys and such other reasonable expenses so incurred.

Section 5.4 No Waiver. No failure or delay on the part of any party hereto in exercising any right, power, or remedy hereunder shall operate as a waiver thereof, nor shall any single or partial exercise of any such right, power, or remedy preclude any other or further exercise thereof or the exercise of any other right, power, or remedy hereunder. No waiver of any provision hereof shall be effective unless the same shall be in writing and signed by the waiving party hereto.

**ARTICLE VI**

**MISCELLANEOUS**

Section 6.1 Notices. Any notice, election, demand, request, or other communication to be provided under this Fee Agreement shall be effective when delivered to the party named below or when deposited with the United States Postal Service, certified mail, return receipt requested, postage prepaid, addressed as follows (or addressed to such other address as any party shall have previously furnished in writing to the other party), except where the terms hereof require receipt rather than sending of any notice, in which case such provision shall control:

**IF TO THE COMPANY:**

J. P. MORGAN CHASE

**WITH A COPY TO:**

**IF TO THE COUNTY:**

Florence County, South Carolina  
Attn: County Administrator  
180 N. Irby Street  
MSC-G  
Florence, SC 29501

Section 6.2 Binding Effect. This Fee Agreement and each document contemplated hereby or related hereto shall be binding upon and inure to the benefit of the Company, the County, and their respective successors and assigns. In the event of the dissolution of the County or the consolidation of any part of the County with any other political subdivision or the transfer of any rights of the County to any other such political subdivision, all of the covenants, stipulations, promises, and agreements of this Fee Agreement shall bind and inure to the benefit of the successors of the County from time to time and any entity, officer, board, commission, agency, or instrumentality to whom or to which any power or duty of the County has been transferred.

Section 6.3 Counterparts. This Fee Agreement may be executed in any number of counterparts, and all of the counterparts taken together shall be deemed to constitute one and the same instrument.

Section 6.4 Governing Law. This Fee Agreement and all documents executed in connection herewith shall be construed in accordance with and governed by the laws of the State of South Carolina.

Section 6.5 Headings. The headings of the articles and sections of this Fee Agreement are inserted for convenience only and shall not be deemed to constitute a part of this Fee Agreement.

Section 6.6 Amendments. The provisions of this Fee Agreement may only be modified or amended in writing by any agreement or agreements entered into between the parties.

Section 6.7 Further Assurance. From time to time, and at the expense of the Company, to the extent any expense is incurred, the County agrees to execute and deliver to the Company such additional instruments as the Company may reasonably request and as are authorized by law and reasonably within the purposes and scope of the Act and Fee Agreement to effectuate the purposes of this Fee Agreement.

Section 6.8 Invalidity; Change in Laws. In the event that the inclusion of property as Economic Development Property or any other issue is unclear under this Fee Agreement, the County hereby expresses its intention that the interpretation of this Fee Agreement shall be in a manner that provides for the broadest inclusion of property under the terms of this Fee Agreement and the maximum incentive permissible under the Act, to the extent not inconsistent with any of the explicit terms hereof. If any provision of this Fee Agreement is declared illegal, invalid, or unenforceable for any reason, the remaining provisions hereof shall be unimpaired, and such illegal, invalid, or unenforceable provision shall be reformed to effectuate most closely the legal, valid, and enforceable intent thereof and so as to afford the Company with the maximum benefits to be derived herefrom, it being the intention of the County to offer the Company the strongest inducement possible, within the provisions of the Act, to locate the Project in the County. In case a change in the Act or South Carolina laws eliminates or reduces any of the restrictions or limitations applicable to the Company and the Fee incentive, the parties agree that the County will give expedient and full consideration to reformation of this Fee Agreement, with a view toward providing the Company with the benefits of such change in the Act or South Carolina laws.

The County agrees that in case the FILOT incentive described herein is found to be invalid or otherwise does not provide the Company with the economic benefit it is intended to receive from the County as an inducement to locate in the County, the savings lost as a result of such invalidity will be considered a special source revenue credit or infrastructure improvement credit to the Company to the maximum extent permitted by law, and the County will provide a special source revenue credit or infrastructure improvement credit against all FILOT payments or fee payments made or to be made by the Company equal to the amount that the Company would have saved if the FILOT had been valid, to the maximum extent permitted by law.

Section 6.9 Force Majeure. The Company shall not be responsible for any delays or non-performance caused in whole or in part, directly or indirectly, by strikes, accidents, freight embargoes, fires, floods, inability to obtain materials, conditions arising from governmental

orders or regulations, war or national emergency, acts of God, and any other cause, similar or dissimilar, beyond the Company's reasonable control.

Section 6.10 Termination by Company. The Company is authorized to terminate this Fee Agreement at any time with respect to all or part of the Project upon providing the County with 30 days' notice; *provided, however*, that (i) any monetary obligations existing hereunder and due and owing at the time of termination to a party hereto; and (ii) any provisions which are intended to survive termination shall survive such termination. In the year following such termination, all property shall be subject to ad valorem taxation or such other taxation or fee in lieu of taxation that would apply absent this agreement. The Company's obligation to make fee in lieu of tax payments under this Fee Agreement shall terminate in the year following the year of such termination pursuant to this section.

Section 6.11 Entire Understanding. This Fee Agreement expresses the entire understanding and all agreements of the parties hereto with each other, and neither party hereto has made or shall be bound by any agreement or any representation to the other party which is not expressly set forth in this Fee Agreement or in certificates delivered in connection with the execution and delivery hereof.

Section 6.12 Waiver. Either party may waive compliance by the other party with any term or condition of this Fee Agreement only in a writing signed by the waiving party.

Section 6.13 Business Day. In the event that any action, payment, or notice is, by the terms of this Fee Agreement, required to be taken, made, or given on any day which is a Saturday, Sunday, or legal holiday in the jurisdiction in which the person obligated to act is domiciled, such action, payment, or notice may be taken, made, or given on the following business day with the same effect as if given as required hereby, and no interest shall accrue in the interim.

Section 6.14 Limitation of Liability. Anything herein to the contrary notwithstanding, any financial obligation the County may incur hereunder, including for the payment of money shall not be deemed to constitute a pecuniary liability or a debt or general obligation of the County; provided, however, that nothing herein shall prevent the Company from enforcing its rights hereunder by suit for *mandamus* or specific performance.

(Signature Page Follows)

IN WITNESS WHEREOF, the County, acting by and through the County Council, has caused this Fee Agreement to be executed in its name and behalf by the County Council Chairman and to be attested by the Clerk of the County Council; and the Company has caused this Fee Agreement to be executed by its duly authorized officer, all as of the day and year first above written.

**FLORENCE COUNTY, SOUTH CAROLINA**

Signature: \_\_\_\_\_  
Name: K.G. Rusty Smith, Jr.  
Title: Chairman of County Council

ATTEST:

Signature: \_\_\_\_\_  
Name: Connie Y. Haselden  
Title: Clerk to County Council

**J. P. MORGAN CHASE**

Signature: \_\_\_\_\_  
Name: \_\_\_\_\_  
Title: \_\_\_\_\_

DRAFT

**EXHIBIT A  
LEGAL DESCRIPTION**

DRAFT

### DESCRIPTION OF PREMISES

That certain tract of land in Florence County, South Carolina, being shown and designated as 16.528 acres at 2210 Enterprise Drive, Florence, SC on a Survey prepared for Holmes Smith, LLC, Lepercq Corporate Income Fund, L.P. and First American Title Insurance Company by Power Engineering Company, Inc. dated June 15, 1998, last revised June 25, 1998 (the "Plat"), said Plat being incorporated herein by reference, said property being more particularly described as follows:

Commencing at a 5/8" rod found at the intersection of the southern right of way of Range Way and the eastern right of way of Enterprise Drive, said rod being the point of beginning; thence run along southern right of way of Range Way S54°52'49"E for a distance of 325.18 feet to an iron pin set; thence continuing along said right of way along a curve to the left, having a length of 363.28 feet, a radius of 996.63 feet and being subtended by a chord of S65°19'22"E for a distance of 361.27 feet to an iron pin found; thence turn and run along property now or formerly Fleet Mortgage Co. for the following 12 courses: 1) S21°34'56"W, 574.44 feet to an iron pin found; 2) S68°18'50"E, 10.25 feet to an iron pin found; 3) S36°53'00"W, 381.14 feet to an iron pin found; 4) N64°42'26"W, 394.89 feet to an iron pin set; 5) N36°52'45"E, 67.24 feet to an iron pin set; 6) N69°54'00"W, 131.15 feet to an iron pin set; 7) N64°42'26"W, 97.90 feet to an iron pin set; 8) N31°10'21"W, 12.41 feet to an iron pin set; 9) N53°07'22"W, 59.80 feet to an iron pin set; 10) N20°29'15"W, 121.84 feet to an iron pin set; 11) N43°07'22"W, 38.66 feet to an iron pin set; 12) N08°07'23"W, 28.67 feet to an iron pin set; thence turn and run along the eastern right of way of Enterprise Drive, along a curve to the left, having a length of 762.23 feet, a radius of 10057.33 feet and being subtended by a chord of N37°06'03"E for a distance of 762.05 feet to an iron pin set; thence continuing along said right of way N34°55'47"W for a distance of 56.47 feet to the point of beginning.

TOGETHER WITH non-exclusive perpetual storm drainage easements over and across Drainage Retention Easement area as hereinafter described and a strip of land 36 feet in width bounded on the north by Range Way, extending in a southeastern direction from the aforesaid 16.528 acres to the Drainage Retention Easement area, the Drainage Retention Easement area being more particularly described as follows:

Commencing at a 5/8" rod found on the southern right of way of Range Way, approximately 1083 feet southeast of the intersection of Range Way and Enterprise Drive, said rod being the point of beginning. Thence continuing along the southern right of way of Range Way N82°48'56"E for a distance of 234.94 feet to an iron pin found; thence turn and run along property now or formerly Fleet Mortgage Co. and the western edge of a 40 foot wide South Carolina Pipeline Gas Easement for the following 3 courses: 1) S06°49'30"W, 88.82 feet to an iron pin set; 2) S00°48'33"E, 97.49 feet to an iron pin set; 3) S18°44'20"W, 74.43 feet to an iron pin found; thence turn and run along property now or formerly Fleet Mortgage Co. for the following 2 courses: 1) S82°50'40"W, 169.75 feet to an iron pin found; 2) N07°15'33"W, 249.92 feet to the point of beginning, containing 1.192 acres more or less.



TOGETHER WITH a non-exclusive perpetual easement for ingress and egress over and across the Access Easement area shown on the Plat and being more particularly described as follows:

Commencing at a #5 rebar set on the eastern right of way of Enterprise Drive, approximately 818 feet southwest of the intersection of Enterprise Drive and Range Way, said rebar being the point of beginning. Thence turn and run along property now or formerly Holmes Smith LLC for the following 8 courses: 1) S08°07'23"E, 28.67 feet to an iron pin set; 2) S43°07'22"E, 38.66 feet to an iron pin set; 3) S20°29'15"E, 121.84 feet to an iron pin set; 4) S53°07'22"E, 59.80 feet to an iron pin set; 5) S31°10'21"E, 12.41 feet to an iron pin set; 6) S64°42'26"E, 97.90 feet to an iron pin set; 7) S69°54'00"E, 131.15 feet to an iron pin set; 8) S36°52'45"E, 67.24 feet to an iron pin set; thence turn and run along property now or formerly Fleet Mortgage for the following 3 courses: 1) N62°42'26"W, 237.74 feet to an iron pin found; 2) N53°09'10"W, 182.20 feet to an iron pin found; 3) N08°26'22"W, 61.76 feet to an iron pin set. Thence turn and run along the eastern right of way of Enterprise Drive along a curve to the left, having a length of 111.59 feet, a radius of 10057.33 feet and being subtended by a chord of N39°35'24"E for a distance of 111.59 feet to the point of beginning, containing 0.794 acres more or less.

DERIVATION: This being the same property conveyed to R. Solomon Florence Interest, LLC by Lexington Florence LLC by deed dated January 22, 2002, recorded in the Office of the Register of Deeds for Florence County on January 28, 2002, in Book A-666 at page 126.

TMS #00120-01-082

DRAFT

# FLORENCE COUNTY COUNCIL MEETING

February 18, 2010

**AGENDA ITEM:** Third Reading - Ordinance No. 23-2009/10 - Deferred

**DEPARTMENT:** Economic Development

## **ISSUE UNDER CONSIDERATION:**

(An Ordinance To Amend The Agreement For Development Of A Joint County Industrial Park Dated As Of December 1, 1998 Between Florence County, South Carolina And Williamsburg County, South Carolina To Include Additional Properties In The County As Part Of The Multi-County Industrial Or Business Park. )

## **POINTS TO CONSIDER:**

Additional property in Williamsburg County included.

## **OPTIONS:**

1. *(Recommended)* Defer Third Reading of Ordinance No. 23-2009/10.
2. Provide an Alternate Directive

## **ATTACHMENTS:**

Ordinance No. 23-2009/10.

Sponsor(s) : Economic Development  
 First Reading/Introduction : November 19, 2009  
 Committee Referral : N/A  
 Committee Consideration Date : N/A  
 Committee Recommendation : N/A  
 Second Reading : December 10, 2009  
 Public Hearing : December 10, 2009  
 Third Reading :  
 Effective Date : Immediately

I, \_\_\_\_\_,  
 Council Clerk, certify that this  
 Ordinance was advertised for  
 Public Hearing on \_\_\_\_\_.

**ORDINANCE NO. 23-2009/10**

**COUNCIL-ADMINISTRATOR FORM OF GOVERNMENT FOR FLORENCE COUNTY**

**(An Ordinance To Amend The Agreement For Development Of A Joint County Industrial Park Dated As Of December 1, 1998 Between Florence County, South Carolina And Williamsburg County, South Carolina To Include Additional Properties In The County As Part Of The Multi-County Industrial Or Business Park. )**

**WHEREAS:**

1. Florence County, South Carolina, a political subdivision of the State of South Carolina (the "County"), acting by and through its County Council (the "Council"), and Williamsburg County, South Carolina, a political subdivision of the State of South Carolina ("Williamsburg County"), acting by and through its County Council, are authorized pursuant to Article VIII, Section 13 of the Constitution of the State of South Carolina and Title 4, Chapter 1 of the Code of Laws of the State of South Carolina 1976, as amended, (the "Code"), specifically Section 4-1-170 thereof, to develop jointly an industrial or business park with other counties within the geographical boundaries of one or more member counties; and
2. The County and Williamsburg County entered into that certain Agreement for Development for Joint County Industrial Park dated as of December 1, 1998, (the "Agreement"); and
3. The County and Williamsburg County, having determined that an enlargement of the boundaries of the Joint County Industrial Park would promote economic development and thus provide additional employment and investment within said counties, have agreed to enter into an Amendment of the Agreement for Development for Multi-County Industrial or Business Park (the "Amendment") to enlarge the boundaries of the Joint County Industrial Park by including certain properties located in the County.

**NOW THEREFORE BE IT ORDAINED BY THE FLORENCE COUNTY COUNCIL DULY ASSEMBLED THAT:**

1. The provisions, terms, and conditions of the Amendment presented to this meeting and filed with the Clerk to the Council are hereby approved, and all of the provisions, terms and conditions thereof are hereby incorporate herein by reference as if the Amendment were set out in this Ordinance in its entirety. The Chairman of the Council is hereby authorized, empowered, and directed to execute and deliver the Amendment in the name and on behalf of the County; the Clerk to the Council is hereby

authorized, empowered, and directed to attest the same; and the Chairman of the Council is further authorized, empowered, and directed to deliver the Amendment to Williamsburg County. The Amendment is to be in substantially the form now before this meeting and hereby approved, or with such changes therein as shall not materially adversely affect the rights of the County thereunder and as shall be approved by the officials of the County executing the same, their execution thereof to constitute conclusive evidence of their approval of any and all changes or revisions therein from the form of Amendment now before this meeting.

2. All orders, resolutions, ordinances, and parts thereof in conflict herewith are, to the extent of such conflict, hereby repealed and this Ordinance shall take effect and be in full force immediately upon public hearing and third reading of the Council.

ATTEST:

\_\_\_\_\_  
Connie Y. Haselden, Council Clerk

\_\_\_\_\_  
Approved as to Form and Content  
James C. Rushton, III, County Attorney

SIGNED:

\_\_\_\_\_  
K. G. Rusty Smith, Jr., Chairman

COUNCIL VOTE:

OPPOSED:

ABSENT:

DRAFT

FIFTH AMENDMENT TO AGREEMENT FOR DEVELOPMENT  
FOR JOINT COUNTY INDUSTRIAL PARK

This Fifth Amendment to Agreement for Development for Joint Industrial Park dated December 1, 1998, between Florence County, South Carolina ("Florence County") and Williamsburg County, South Carolina ("Williamsburg County"), each a body politic and political subdivisions of the State of South Carolina (collectively the "Counties").

**WITNESSETH:**

**WHEREAS**, under the authorization of the Counties pursuant to Article VIII, Section 13 of the Constitution of the State of South Carolina and Title 4, Chapter 1 of the Code of Laws of the State of South Carolina 1976, as amended (the "Code"), specifically Section 4-1-170 thereof; and, pursuant to that certain Agreement for Development for Joint County Industrial Park (the "Agreement") dated as of December 1, 1998, the Counties agreed to develop a multi-county industrial or business park (the "Park"), a portion of which is located in Florence County as described in Exhibit A to that Agreement (the "Florence Property"), and a portion of which is located in Williamsburg County as described in Exhibit B to that Agreement (the "Williamsburg Property"); and

**WHEREAS**, an Amendment to Agreement for Development for Joint County Industrial Park (the "First Amendment to Agreement") dated September 28, 2006, amended Exhibit A to the Agreement by adding additional property as described in Exhibit A-1 to the First Amendment to Agreement enlarged the boundaries of the Park; and

**WHEREAS**, pursuant to Ordinance No. 23-2009/10 adopted by Florence County Council on \_\_\_\_\_, and Ordinance No. \_\_\_\_\_ adopted by Williamsburg County Council on \_\_\_\_\_ (collectively, the "Enabling Ordinances"), the Counties have determined that it is in the best interest of the Counties to enlarge the boundaries of the Park as authorized by Section 3 of the Agreement in order to promote economic development and thus provide additional employment opportunities within said Counties.

**NOW, THEREFORE**, in consideration of the mutual agreement, representations and benefits contained in this Agreement and for other good and valuable consideration, the adequacy of which is hereby acknowledged, the Parties hereby agree as follows:

Section 1. Exhibit A to the Agreement which describes the boundaries of the Park with regard to the Florence Property, is amended by adding additional property described on Exhibit A-5 attached hereto.

Section 2. The Agreement as to the property set forth in Exhibit A-5 attached hereto, may not be terminated by either Party for a period of twenty (20) years following the effective date of this Amendment.

Section 3. Except as expressly amended or modified herein, the remaining terms and conditions of the Agreement shall remain in full force and effect.

**IN WITNESS THEREOF**, the parties hereto, each after due authorization, have executed this Fifth Amendment to Agreement for Development for Joint County Industrial Park to be effective as of \_\_\_\_\_.

FLORENCE COUNTY, SOUTH CAROLINA

(SEAL)

\_\_\_\_\_  
Chairman, Florence County Council

ATTEST:

By: \_\_\_\_\_  
Clerk to County Council  
Florence County, South Carolina

WILLIAMSBURG COUNTY, SOUTH CAROLINA

(SEAL)

\_\_\_\_\_  
Chairman, Williamsburg County Council

ATTEST:

By: \_\_\_\_\_  
Clerk to County Council  
Williamsburg County, South Carolina

DRAFT

**LAND DESCRIPTION**  
**FLORENCE COUNTY**

DRAFT

Exhibit A-5 to MCP Agreement and Fifth Amended MCP Agreement

### DESCRIPTION OF PREMISES

That certain tract of land in Florence County, South Carolina, being shown and designated as 16.528 acres at 2210 Enterprise Drive, Florence, SC on a Survey prepared for Holmes Smith, LLC, Lepercq Corporate Income Fund, L.P. and First American Title Insurance Company by Power Engineering Company, Inc. dated June 15, 1998, last revised June 25, 1998 (the "Plat"), said Plat being incorporated herein by reference, said property being more particularly described as follows:

Commencing at a 5/8" rod found at the intersection of the southern right of way of Range Way and the eastern right of way of Enterprise Drive, said rod being the point of beginning; thence run along southern right of way of Range Way S54°52'49"E for a distance of 325.18 feet to an iron pin set; thence continuing along said right of way along a curve to the left, having a length of 363.28 feet, a radius of 996.63 feet and being subtended by a chord of S65°19'22"E for a distance of 361.27 feet to an iron pin found; thence turn and run along property now or formerly Fleet Mortgage Co. for the following 12 courses: 1) S21°34'56"W, 574.44 feet to an iron pin found; 2) S68°18'50"E, 10.25 feet to an iron pin found; 3) S36°53'00"W, 381.14 feet to an iron pin found; 4) N64°42'26"W, 394.89 feet to an iron pin set; 5) N36°52'45"E, 67.24 feet to an iron pin set; 6) N69°54'00"W, 131.15 feet to an iron pin set; 7) N64°42'26"W, 97.90 feet to an iron pin set; 8) N31°10'21"W, 12.41 feet to an iron pin set; 9) N53°07'22"W, 59.80 feet to an iron pin set; 10) N20°29'15"W, 121.84 feet to an iron pin set; 11) N43°07'22"W, 38.66 feet to an iron pin set; 12) N08°07'23"W, 28.67 feet to an iron pin set; thence turn and run along the eastern right of way of Enterprise Drive, along a curve to the left, having a length of 762.23 feet, a radius of 10057.33 feet and being subtended by a chord of N37°06'03"E for a distance of 762.05 feet to an iron pin set; thence continuing along said right of way N34°55'47"W for a distance of 56.47 feet to the point of beginning.

TOGETHER WITH non-exclusive perpetual storm drainage easements over and across Drainage Retention Easement area as hereinafter described and a strip of land 36 feet in width bounded on the north by Range Way, extending in a southeastern direction from the aforesaid 16.528 acres to the Drainage Retention Easement area, the Drainage Retention Easement area being more particularly described as follows:

Commencing at a 5/8" rod found on the southern right of way of Range Way, approximately 1083 feet southeast of the intersection of Range Way and Enterprise Drive, said rod being the point of beginning. Thence continuing along the southern right of way of Range Way N82°48'56"E for a distance of 234.94 feet to an iron pin found; thence turn and run along property now or formerly Fleet Mortgage Co. and the western edge of a 40 foot wide South Carolina Pipeline Gas Easement for the following 3 courses: 1) S06°49'30"W, 88.82 feet to an iron pin set; 2) S00°48'33"E, 97.49 feet to an iron pin set; 3) S18°44'20"W, 74.43 feet to an iron pin found; thence turn and run along property now or formerly Fleet Mortgage Co. for the following 2 courses: 1) S82°50'40"W, 169.75 feet to an iron pin found; 2) N07°15'33"W, 249.92 feet to the point of beginning, containing 1.192 acres more or less.



TOGETHER WITH a non-exclusive perpetual easement for ingress and egress over and across the Access Easement area shown on the Plat and being more particularly described as follows:

Commencing at a #5 rebar set on the eastern right of way of Enterprise Drive, approximately 818 feet southwest of the intersection of Enterprise Drive and Range Way, said rebar being the point of beginning. Thence turn and run along property now or formerly Holmes Smith LLC for the following 8 courses: 1) S08°07'23"E, 28.67 feet to an iron pin set; 2) S43°07'22"E, 38.66 feet to an iron pin set; 3) S20°29'15"E, 121.84 feet to an iron pin set; 4) S53°07'22"E, 59.80 feet to an iron pin set; 5) S31°10'21"E, 12.41 feet to an iron pin set; 6) S64°42'26"E, 97.90 feet to an iron pin set; 7) S69°54'00"E, 131.15 feet to an iron pin set; 8) S36°52'45"E, 67.24 feet to an iron pin set; thence turn and run along property now or formerly Fleet Mortgage for the following 3 courses: 1) N62°42'26"W, 237.74 feet to an iron pin found; 2) N53°09'10"W, 182.20 feet to an iron pin found; 3) N08°26'22"W, 61.76 feet to an iron pin set. Thence turn and run along the eastern right of way of Enterprise Drive along a curve to the left, having a length of 111.59 feet, a radius of 10057.33 feet and being subtended by a chord of N39°35'24"E for a distance of 111.59 feet to the point of beginning, containing 0.794 acres more or less.

DERIVATION: This being the same property conveyed to R. Solomon Florence Interest, LLC by Lexington Florence LLC by deed dated January 22, 2002, recorded in the Office of the Register of Deeds for Florence County on January 28, 2002, in Book A-666 at page 126.

TMS #00120-01-082


DRAFT

**EXHIBIT B  
LAND DESCRIPTION  
Williamsburg County  
(Williamsburg County/Florence County  
Multi-County Industrial Park))**

**ALL THAT CERTAIN piece, parcel, or tract of land depicted on the drawing attached hereto as Exhibit "A," consisting of approximately 43.56 acres. Tax map numbers are 45-177-038; 45-177-037; 45-177-040; and 45-177-039.**

**DRAFT**

EXHIBIT A



# FLORENCE COUNTY COUNCIL MEETING

Thursday, February 18, 2010

**AGENDA ITEM:** Ordinance No. 25-2009/10  
Third Reading

**DEPARTMENT:** Planning and Building Inspections



## **ISSUE UNDER CONSIDERATION:**

[An Ordinance To Amend Florence County Code, Chapter 30, Zoning Ordinance, Article V, Sign Regulations, Section 30-206, Prohibited Signs, And Section 30-209, Removal Of Signs, And Article VII, General And Ancillary Regulations, Section 30-249, Nonconformities, And Article X, Definitions, Regarding The Removal Of Dilapidated, Dangerous, and Illegal Signs, and The Definitions For Those Signs And Abandoned Signs.] *(Planning Commission approved 9-0: All Council Districts)*

## **POINTS TO CONSIDER:**

1. Council District(s): All Florence County Council Districts.
2. The County wishes to maintain its appearance while encouraging the use of existing signs that do not negatively impact the esthetics of the community and have remained in place though a business no longer exists at the location.
3. County Council's concern is for those signs that remain on property and have become dilapidated, abandoned and deemed to be dangerous to the area.
4. Amendments to Sections 30-206, 30-209, 30-249 and Article X have been drafted to provide regulations for the abandoned and/or dilapidated signs.

## **OPTIONS:**

1. *(Recommended)* Approve as Presented.
2. Provide An Alternate Directive.

## **ATTACHMENTS:**

**Copies of the following are attached:**

1. Ordinance No. 25-2009/10, w/markup shown.
2. Ordinance No. 25-2009/10-Final

Sponsor(s) : Planning Commission  
 Planning Commission Consideration : October 27, 2009  
 Planning Commission Public Hearing : October 27, 2009  
 Planning Commission Recommendation : October 27 2009[Approved 9-0]  
 First Reading/Introduction : December 10, 2009  
 Committee Referral : N/A  
 Second Reading : January 14, 2010  
 Third Reading : February 18, 2010  
 Effective Date : Immediately

I, \_\_\_\_\_,  
 Council Clerk certify that this  
 Ordinance was advertised for  
 Public Hearing on \_\_\_\_\_.

**ORDINANCE NO. 25-2009/10**

**COUNCIL-ADMINISTRATOR FORM OF GOVERNMENT FOR FLORENCE COUNTY**

[An Ordinance To Amend Florence County Code, Chapter 30, Zoning Ordinance, Article V, Sign Regulations, Section 30-206, Prohibited Signs, And Section 30-209, Removal Of Signs, And Article VII, General And Ancillary Regulations, Section 30-249, Nonconformities, And Article X, Definitions, Regarding The Removal Of Dilapidated, Dangerous, and Illegal Signs, and The Definitions For Those Signs And Abandoned Signs.]

**WHEREAS:**

1. There is major concern in the County regarding appearance issues caused by dilapidated, dangerous, and poorly maintained signs; and
2. Abandoned, yet properly maintained signs still represent an investment for the property owners; and
3. The removal of the dilapidated, dangerous, and illegal signs should be accomplished in a timely manner; and
4. These amendments will provide the proper definitions and procedures for the removal or repair of those signs while not creating an additional expense for the County.

**NOW THEREFORE BE IT ORDAINED BY THE FLORENCE COUNTY COUNCIL DULY ASSEMBLED THAT:**

1. Florence County Code, Chapter 30, Zoning Ordinance, Article V, Sign Regulations, Section 30-206, Prohibited Signs, is hereby amended to read as follows:

**Sec. 30-206. Prohibited signs.**

All signs not expressly permitted under this chapter are prohibited. Such signs include, but are not limited to:

- (3) ~~Signs which have been abandoned and no longer correctly direct or exhort any person, advertises a bona fide business, lessor, owner, product, or activity conducted or product available.~~ An abandoned sign which identifies, describes, directs attention to, or gives directions for locating any business or establishment no longer in operation, or advertises any product no longer marketed or any sign structure lacking sign faces for a period of 120

continuous days or more shall be considered abandoned. Sign structures and boxes with faces that are blank or which advertise the availability of a property (for sale, for lease etc.) are not considered abandoned.

- (4) Signs which have fallen into disrepair (dilapidated), are not properly maintained, are insecure or otherwise structurally unsound, have defective parts in the support, guys and/or anchors, or which are unable to meet minimum safety requirements of the standard building code. Dangerous signs which are unsafe or structurally unsound.
- (5) Dilapidated Signs which have not been properly maintained, to include painting, lettering, replacement of broken faces or parts, repairing of electrical wiring and/or lighting.
- (6) Illegal signs which do not meet the requirements of this ordinance, not to include non-conforming signs which were in place prior to the adoption of this ordinance.

2. Florence County Code, Chapter 30, Zoning Ordinance, Article V, Sign Regulations, Section 30-209, Removal of Signs, is hereby amended in its entirety and shall read as follows:

**Sec. 30-209. Removal or Repair of Signs.**

- ~~(1) The lawful use of any permanently mounted sign existing at the time of the enactment of this chapter may be continued although such use does not conform with the provisions of this chapter, except those declared abandoned or dilapidated, which shall be removed or remedial action taken upon notification by the zoning administrator.~~
- ~~(2) Non conforming permanent signs shall be removed or brought into conformity whenever the following occurs:
  - a. Property changes ownership and the name of the business is to be changed, or
  - b. The occupancy classification of the building is changed.~~
- ~~(3) Any existing sign which is subsequently abandoned shall be removed, and any existing sign exceeding the allowable face area by 25 percent, and which is subsequently destroyed or damaged to the extent of 60 percent or more of its replacement cost, shall be removed or brought into conformity with these regulations.~~
- ~~(4) Any nonconforming temporary sign shall be removed or brought into conformity no later than 60 days following the effective date of this chapter.~~
- ~~(5) An order under this section shall be issued in writing to the owner or responsible party of any such sign, or of the building or premises on which such sign is located to comply within 30 days time. Upon failure to comply with such notice, the zoning administrator may cause the sign to be removed and any costs of removal incurred in the process may be collected in a manner prescribed by law.~~

- (1) Abandoned or Obsolete Signs: Any sign which is abandoned or advertises a business no longer conducted on the premises shall be removed within 120 days of the cessation of that

business. Sign structures and cabinets may remain if the sign face has been changed to blank copy or advertise the availability of the property for Sale/Rent/Lease. The owner of the property and the business owner (if different), are responsible for the removal of the signs or replacement of the sign faces.

- (2) **Dangerous Signs:** Any sign which is unsafe or structurally unsound shall be removed or repaired by the owner within 15 days of receipt of a certified letter from the Florence County Planning Department. If a sign represents an immediate danger to the safety of the public in the opinion of the Planning Director, public safety officers will be requested to secure the area around the sign, and if the owner of the sign cannot be located and initiate actions to protect the safety of the public within twenty four hours, then the Planning Director without further notice will order the securing or removal of the sign and/or its structure. If available, Florence County Public Works will be used to remove the sign. If the work must be contracted or performed by Public Works, all cost associated with this effort shall be the responsibility of the sign owner. The Planning Department will send a bill for all cost incurred in the removal of the sign to the owner or responsible party via certified, return receipt mail. If the bill has not been paid within 30 days, the Planning Department will take action to have the cost added to the appropriate tax bill and subsequently to be collected by the Treasurer or to have a tax lien placed on the property.
  - (3) **Dilapidated Signs:** Any sign which has not been properly maintained, to include painting, lettering, replacement of broken faces or parts, repairing of electrical wiring and /or lighting, shall be removed or repaired within (60) days of receipt of a certified letter requiring such repair from the Planning Department.
  - (4) **Illegal Signs:** Permanent signs installed not in compliance with this ordinance or without a permit or which the permit has been revoked or expired, shall be removed within (30) days of receipt of a certified letter requiring removal from the Planning Department. Temporary signs which do not meet the conditions of this ordinance shall be removed within 24 hours of receipt of a certified letter from the Planning Department.
3. Florence County Code, Chapter 30, Zoning Ordinance, Article VII, General and Ancillary Regulations, Section 30-249, Nonconformities, Subparagraph (b) is amended by adding the following new paragraph (6), Nonconforming Signs:
- (6) **Nonconforming Signs:** A nonconforming permanent sign which was in place at the adoption of this ordinance may remain in place and be maintained indefinitely as a legal nonconforming sign subject to compliance with the following:
    - a. Normal maintenance of such sign shall be allowed including changing of copy, structural repairs, repainting or electrical repairs, and incidental alterations which do not increase the degree or extent of the nonconformity.
    - b. No structural alteration, enlargement, or extension of such sign including additional lighting shall be allowed.
    - c. No relocation of sign structure except in strict compliance with this Ordinance.

d. If a sign is damaged or is in need of repairs for any reason, which the materials required to make the repair cost more than sixty (60%) percent of the cost of replacing the sign, then the sign cannot be repaired and must be removed or brought into compliance with this Ordinance.

4. Florence County Code, Chapter 30, Zoning Ordinance, Article X, Definition, Sec. 30-311, Definitions is hereby amended and shall read as follows:

~~*Sign, abandoned.* A sign structure not containing a sign for 120 continuous days or a sign not in use for 120 continuous days, or a sign advertising a business no longer occupying the site on which the sign exists or to which it refers.~~

*Sign, Abandoned or Obsolete.* A sign which identifies, describes, directs attention to, or gives directions for locating any business or establishment no longer in operation, or advertises any product no longer marketed or any sign structure lacking sign faces for a period of 120 continuous days or more. Sign structures and boxes with faces that are blank or which advertise the availability of a property (for sale, for lease etc.) on vacant properties are not considered abandoned.

*Sign, Dangerous.* A sign which is insecure or otherwise structurally unsound, has defective parts in the support, guys, and or anchors, or which is unable to meet the minimum safety requirements of the Building Code adopted by Florence County and any other applicable state codes or regulations.

*Sign, Dilapidated.* A sign which has not been properly maintained, to include painting, lettering, replacement of broken faces or parts, repairing of electrical wiring and or lighting which is defective.

*Sign, Illegal.* Permanent signs installed not in compliance with this ordinance or without a permit or which the permit has been revoked or expired shall be removed within (30) days of the attempted delivery of a certified letter from the Florence County Planning Department requiring removal.

5. Provisions in other Florence County ordinances in conflict with this Ordinance are hereby repealed.
6. If any provision of this Ordinance or the application thereof to any person or circumstance is held invalid, the invalidity does not affect other provisions or applications of the Ordinance which can be given effect without the invalid provision or application and to this end, the provisions of this Ordinance are severable.

ATTEST:

SIGNED:

\_\_\_\_\_  
Connie Y. Haselden, Council Clerk

\_\_\_\_\_  
K. G. Rusty Smith, Jr., Chairman

\_\_\_\_\_  
Approved as to Form and Content  
James C. Rushton, III, County Attorney

COUNCIL VOTE:

OPPOSED:

ABSENT:



Sponsor(s) : Planning Commission  
 Planning Commission Consideration : October 27, 2009  
 Planning Commission Public Hearing : October 27, 2009  
 Planning Commission Recommendation : October 27 2009[Approved 9-0]  
 First Reading/Introduction : December 10, 2009  
 Committee Referral : N/A  
 Second Reading : January 14, 2010  
 Third Reading : February 18, 2010  
 Effective Date : Immediately

I, \_\_\_\_\_,  
 Council Clerk certify that this  
 Ordinance was advertised for  
 Public Hearing on \_\_\_\_\_.

**ORDINANCE NO. 25-2009/10**

**COUNCIL-ADMINISTRATOR FORM OF GOVERNMENT FOR FLORENCE COUNTY**

**[An Ordinance To Amend Florence County Code, Chapter 30, Zoning Ordinance, Article V, Sign Regulations, Section 30-206, Prohibited Signs, And Section 30-209, Removal Of Signs, And Article VII, General And Ancillary Regulations, Section 30-249, Nonconformities, And Article X, Definitions, Regarding The Removal Of Dilapidated, Dangerous, and Illegal Signs, and The Definitions For Those Signs And Abandoned Signs.]**

**WHEREAS:**

1. There is major concern in the County regarding appearance issues caused by dilapidated, dangerous, and poorly maintained signs; and
2. Abandoned, yet properly maintained signs still represent an investment for the property owners; and
3. The removal of the dilapidated, dangerous, and illegal signs should be accomplished in a timely manner; and
4. These amendments will provide the proper definitions and procedures for the removal or repair of those signs while not creating an additional expense for the County.

**NOW THEREFORE BE IT ORDAINED BY THE FLORENCE COUNTY COUNCIL DULY ASSEMBLED THAT:**

1. Florence County Code, Chapter 30, Zoning Ordinance, Article V, Sign Regulations, Section 30-206, Prohibited Signs, is hereby amended to read as follows:

**Sec. 30-206. Prohibited signs.**

All signs not expressly permitted under this chapter are prohibited. Such signs include, but are not limited to:

- (3) An abandoned sign which identifies, describes, directs attention to, or gives directions for locating any business or establishment no longer in operation, or advertises any product no longer marketed or any sign structure lacking sign faces for a period of 120 continuous days or more shall be considered abandoned. Sign structures and boxes with faces that are blank or which advertise the availability of a property (for sale, for lease etc.) are not considered abandoned.

- (4) Dangerous signs which are unsafe or structurally unsound.
  - (5) Dilapidated Signs which have not been properly maintained, to include painting, lettering, replacement of broken faces or parts, repairing of electrical wiring and/or lighting.
  - (6) Illegal signs which do not meet the requirements of this ordinance, not to include non-conforming signs which were in place prior to the adoption of this ordinance.
2. Florence County Code, Chapter 30, Zoning Ordinance, Article V, Sign Regulations, Section 30-209, Removal of Signs, is hereby amended in its entirety and shall read as follows:

**Sec. 30-209. Removal or Repair of Signs.**

- (1) **Abandoned or Obsolete Signs:** Any sign which is abandoned or advertises a business no longer conducted on the premises shall be removed within 120 days of the cessation of that business. Sign structures and cabinets may remain if the sign face has been changed to blank copy or advertise the availability of the property for Sale/Rent/Lease. The owner of the property and the business owner (if different), are responsible for the removal of the signs or replacement of the sign faces.
- (2) **Dangerous Signs:** Any sign which is unsafe or structurally unsound shall be removed or repaired by the owner within 15 days of receipt of a certified letter from the Florence County Planning Department. If a sign represents an immediate danger to the safety of the public in the opinion of the Planning Director, public safety officers will be requested to secure the area around the sign, and if the owner of the sign cannot be located and initiate actions to protect the safety of the public within twenty four hours, then the Planning Director without further notice will order the securing or removal of the sign and/or its structure. If available, Florence County Public Works will be used to remove the sign. If the work must be contracted or performed by Public Works, all cost associated with this effort shall be the responsibility of the sign owner. The Planning Department will send a bill for all cost incurred in the removal of the sign to the owner or responsible party via certified, return receipt mail. If the bill has not been paid within 30 days, the Planning Department will take action to have the cost added to the appropriate tax bill and subsequently to be collected by the Treasurer or to have a tax lien placed on the property.
- (3) **Dilapidated Signs:** Any sign which has not been properly maintained, to include painting, lettering, replacement of broken faces or parts, repairing of electrical wiring and/or lighting, shall be removed or repaired within (60) days of receipt of a certified letter requiring such repair from the Planning Department.
- (4) **Illegal Signs:** Permanent signs installed not in compliance with this ordinance or without a permit or which the permit has been revoked or expired, shall be removed within (30) days of receipt of a certified letter requiring removal from the Planning Department. Temporary signs which do not meet the conditions of this ordinance shall be removed within 24 hours of receipt of a certified letter from the Planning Department.

3. Florence County Code, Chapter 30, Zoning Ordinance, Article VII, General and Ancillary Regulations, Section 30-249, Nonconformities, Subparagraph (b) is amended by adding the following new paragraph (6), Nonconforming Signs:

- (6) *Nonconforming Signs*: A nonconforming permanent sign which was in place at the adoption of this ordinance may remain in place and be maintained indefinitely as a legal nonconforming sign subject to compliance with the following:
- a. Normal maintenance of such sign shall be allowed including changing of copy, structural repairs, repainting or electrical repairs, and incidental alterations which do not increase the degree or extent of the nonconformity.
  - b. No structural alteration, enlargement, or extension of such sign including additional lighting shall be allowed.
  - c. No relocation of sign structure except in strict compliance with this Ordinance.
  - d. If a sign is damaged or is in need of repairs for any reason, which the materials required to make the repair cost more than sixty (60%) percent of the cost of replacing the sign, then the sign cannot be repaired and must be removed or brought into compliance with this Ordinance.

4. Florence County Code, Chapter 30, Zoning Ordinance, Article X, Definition, Sec. 30-311, Definitions is amended to include the following:

*Sign, Abandoned or Obsolete.* A sign which identifies, describes, directs attention to, or gives directions for locating any business or establishment no longer in operation, or advertises any product no longer marketed or any sign structure lacking sign faces for a period of 120 continuous days or more. Sign structures and boxes with faces that are blank or which advertise the availability of a property (for sale, for lease etc.) on vacant properties are not considered abandoned.

*Sign, Dangerous.* A sign which is insecure or otherwise structurally unsound, has defective parts in the support, guys, and or anchors, or which is unable to meet the minimum safety requirements of the Building Code adopted by Florence County and any other applicable state codes or regulations.

*Sign, Dilapidated.* A sign which has not been properly maintained, to include painting, lettering, replacement of broken faces or parts, repairing of electrical wiring and or lighting which is defective.

*Sign, Illegal.* Permanent signs installed not in compliance with this ordinance or without a permit or which the permit has been revoked or expired shall be removed within (30) days of the attempted delivery of a certified letter from the Florence County Planning Department requiring removal.

5. Provisions in other Florence County ordinances in conflict with this Ordinance are hereby repealed.

6. If any provision of this Ordinance or the application thereof to any person or circumstance is held invalid, the invalidity does not affect other provisions or applications of the Ordinance which can be given effect without the invalid provision or application and to this end, the provisions of this Ordinance are severable.

ATTEST:

SIGNED:

\_\_\_\_\_  
Connie Y. Haselden, Council Clerk

\_\_\_\_\_  
K. G. Rusty Smith, Jr., Chairman

\_\_\_\_\_  
Approved as to Form and Content  
James C. Rushton, III, County Attorney

COUNCIL VOTE:  
OPPOSED:  
ABSENT:

DRAFT

**FLORENCE COUNTY COUNCIL MEETING**  
**Thursday, February 18, 2010**

**AGENDA ITEM:** Ordinance No. 26-2009/10  
Second Reading



**DEPARTMENT:** Planning and Building Inspections

**ISSUE UNDER CONSIDERATION:**

**[An Ordinance To Rezone Property Owned By Cynthia Matthews, Located At 3434 and 3508 James Turner Rd., Florence County From R-1, Single-Family Residential District To RU-1, Rural Community District Shown On Florence County Map 00127, Block 01, Parcel 072 Consisting of Approx. 15.7 Acres.] (Planning Commission approved 7-0; Council District 5)**

**POINTS TO CONSIDER:**

1. The property is located in Council District 5.
2. The subject property is currently R-1, Single-Family Residential District.
3. The property is currently planted grass.
4. The property is surrounded by single-family residential and vacant land.
5. The applicant wishes to develop site for agriculture/horses/grazing and hay.
6. The subject property is presently designated as a Developing Residential.
7. Therefore, the applicant's request to rezone this property to RU-1 will comply with the Land Use Element of the Comprehensive Plan Land Use Map.

**OPTIONS:**

1. *(Recommended)* Approve as Presented.
2. Provide An Alternate Directive.

**ATTACHMENTS:**

**Copies of the following are attached:**

1. Ordinance No.26-2009/10
2. Staff report for PC#2009-42
3. Vicinity map
4. Location map
5. Comprehensive Land Use Plan map
6. Zoning map
7. Aerial photograph
8. Comprehensive Plan information

Sponsor(s)	: Planning Commission	I, _____,
Planning Commission Consideration	: November 24, 2009	Council Clerk, certify that this
Planning Commission Public Hearing	: November 24, 2009	Ordinance was advertised for
Planning Commission Recommendation	: November 24, 2009 [Approved 7-0]	Public Hearing On _____
First Reading/Introduction	: January 14, 2010	
Committee Referral	: N/A	
Second Reading	: February 18, 2010	
Third Reading	: March 18, 2010	
Effective Date	: Immediately	

**ORDINANCE NO. 26-2009/10**

**[An Ordinance To Rezone Properties Owned By Cynthia T. Matthews Located At 3434 And 3508 James Turner Rd., Florence County From R-1, Single-Family Residential District To RU-1, Rural Community District Shown On Florence County Tax Map No. 00127, Block 01, Parcel 072 Consisting Of Approx. 15.7 Acres.]**

**WHEREAS:**

1. Section 30-291 of the Florence County Code establishes that Florence County Council must be satisfied that applications for amendments to the Zoning Atlas of Florence County are not injurious from a public health, safety and general welfare outlook and the effect of the change will not negatively impact the immediate environs or the County generally; and
2. Section 30-297 of the Florence County Code republished January 2008, provides a procedure for amending the official Zoning Map of the County of Florence; and
3. The procedure has been followed by the Florence County Planning Commission at a public hearing on November 24, 2009.

**NOW THEREFORE BE IT ORDAINED BY THE FLORENCE COUNTY COUNCIL DULY ASSEMBLED THAT:**

1. Properties located at 3434 and 3508 James Turner Road bearing Tax Map 00127, Block 01, Parcel 072 are hereby rezoned to RU-1, Rural Community District.
2. Provisions in other Florence County ordinances in conflict with this Ordinance are hereby repealed.
3. If any provision of this Ordinance or the application thereof to any person or circumstance is held invalid, the invalidity does not affect other provisions or applications of the Ordinance which can be given effect without the invalid provision or application and to this end, the provisions of this Ordinance are severable.

ATTEST:

SIGNED:

\_\_\_\_\_  
Connie Y. Haselden, Council Clerk

\_\_\_\_\_  
K. G. Rusty Smith, Jr., Chairman

\_\_\_\_\_  
Approved as to Form and Content  
James C. Rushton, III, County Attorney

COUNCIL VOTE:  
OPPOSED:  
ABSENT:

**STAFF REPORT  
TO THE  
FLORENCE COUNTY PLANNING COMMISSION  
November 24, 2009  
PC#2009-42  
ORDINANCE NO. 26-2009/10**

**Subject:** Rezoning request from R-1, Single-Family Residential District to RU-1, Rural Community District

**Location:** Property is located at 3434 and 3508 James Turner Rd., Florence County

**Tax Map Number:** 00127, Block 01, Parcel 072

**Council District(s):** 5; County Council

**Owner of Record:** Cynthia T. Matthews

**Applicant:** Cynthia T. Matthews

**Land Area:** 15.7 acres

**Existing Land Use and Zoning:**

The subject properties are currently planted grass and currently zoned R-1, Single-Family Residential District.

**Proposed Land Use and Zoning:**

The applicant has indicated that the proposed land uses for the site will consist of agriculture/horses/grazing and hay. The applicant is proposing to rezone the subject property to RU-1, Rural Community District.

**Surrounding Land Use and Zoning:**

**North:** Vacant/Single-family residential/R-1/Florence County  
**South:** Vacant/R-1/Florence County  
**West:** Vacant/R-1/Florence County  
**East:** Single-family residential/Barn/RU-1/ Florence County

**Florence County Comprehensive Plan:**

The subject property is located in a Rural/Agricultural Area according to the existing Comprehensive Plan Land Use Map. While the applicant has requested to rezone this property from R-1 to RU-1, this request does not comply with the New Comprehensive Plan. At the time the request was received by staff, it was in compliance with the existing Comprehensive Plan.

**Staff Analysis:**

**Access and Circulation-** Present access to the property is by way of James Turner Road.

**Water and Sewer Availability-** Water and sewer services are not available for 3434 or 3508 James Turner Road.

Adjacent Waterways/Bodies of Water/Flood Zone: There does not appear to be a waterway/body of water adjacent to the property. The property is not in flood zone.

Background- When the application was submitted, parcel 246 had not been combined with parcel 72. During the application review, it was determined by the deed, that parcel 246 was combined with parcel 72. As it stands a portion of parcel 72 is requesting to be rezoned to RU-1.

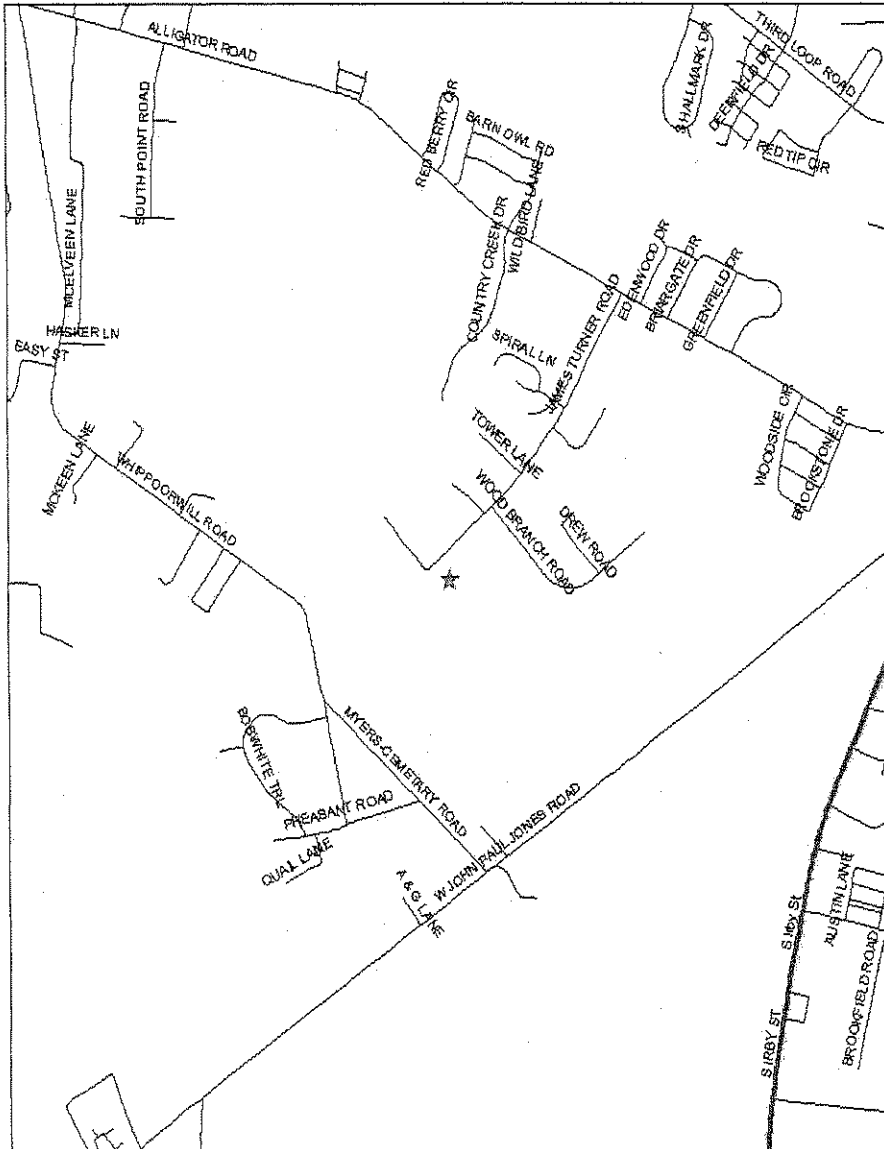
**Florence County Planning Commission Action: November 24, 2009**

The seven Planning Commission members present approved the rezoning request unanimously at the meeting held on November 24, 2009.

**Florence County Planning Commission Recommendation:**

The Planning commission recommends approval of this request by the Florence County Council due to the rezoning being in compliance with the Comprehensive Plan Land Use Map.



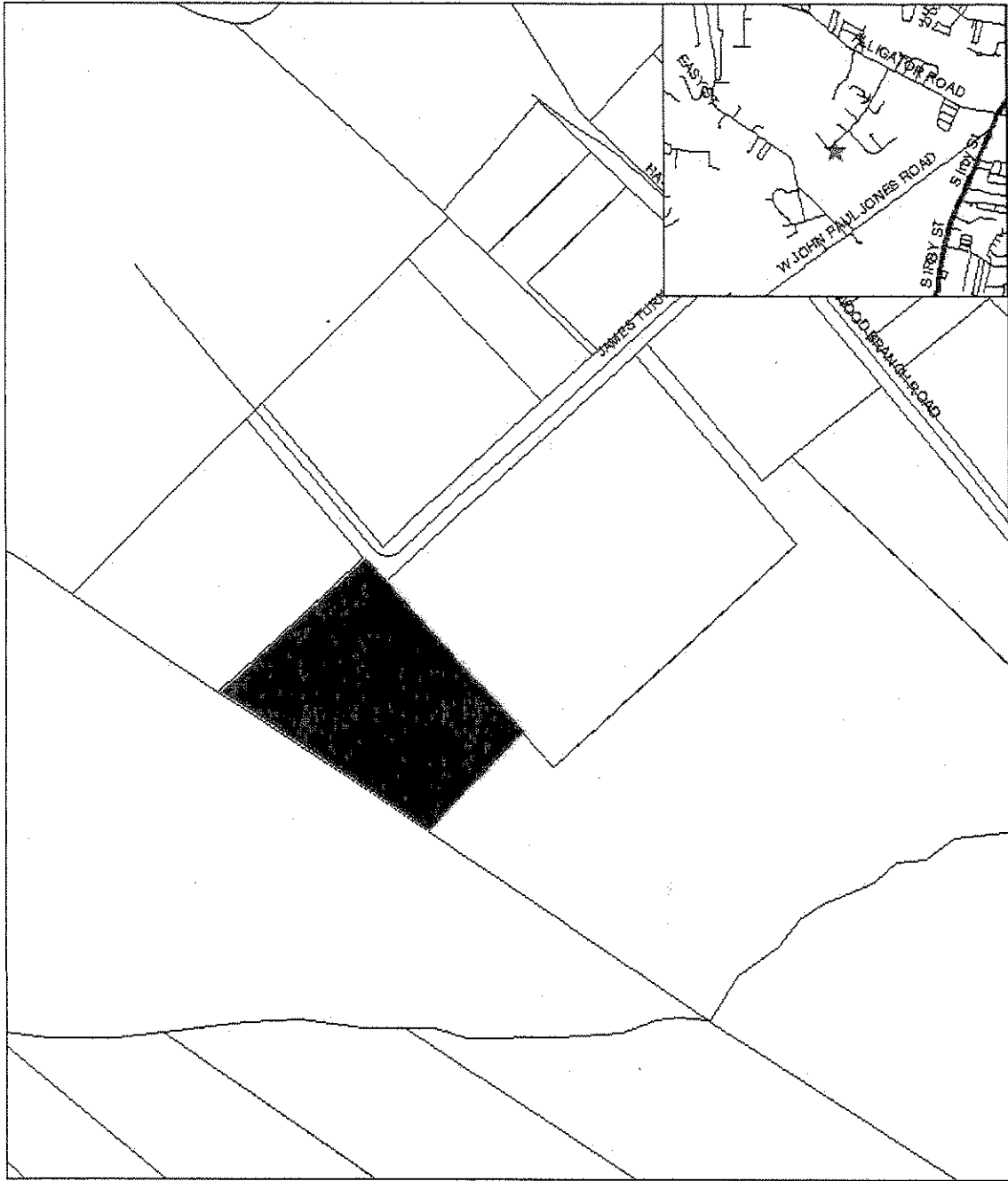


10000 Feet

Map Prepared by: RWE  
 Copyright 2007: Florence County/Municipal Planning  
 & Building Inspections Department  
 Geographic Information Systems  
 2007



**COUNTY COUNCIL DISTRICT(S): 5**  
**PC#2009-42**

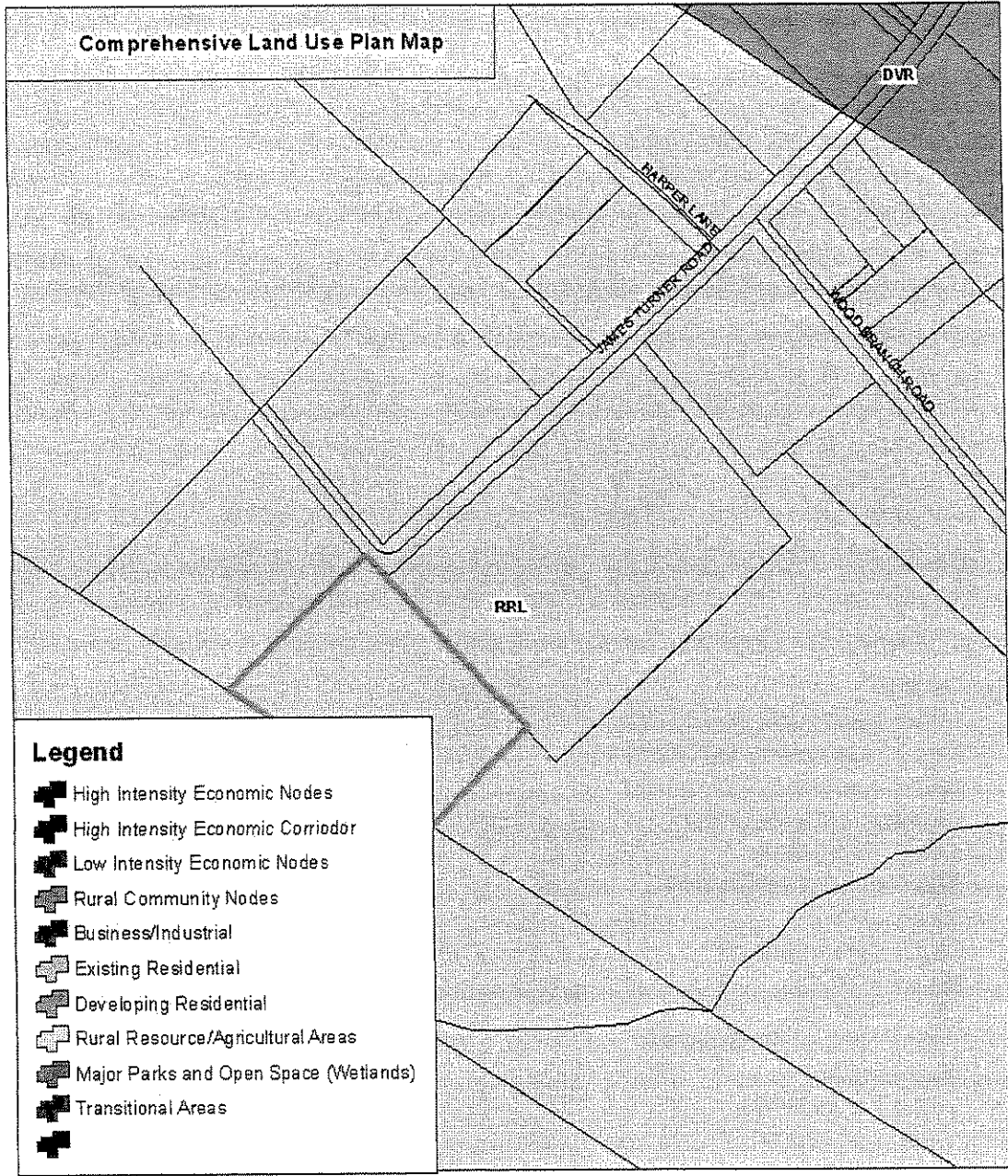


0 195 390 780 Feet



Map Prepared by: RWE  
 Copyright 2007: Florence County/Municipal Planning  
 & Building Inspections Department  
 Geographic Information Systems  
 2007

**COUNTY COUNCIL DISTRICT(S): 5**  
**PC#2009-42**



**Comprehensive Land Use Plan Map**

DVR

HARPER LINE  
JAMES TURNER ROAD

WOOD BRANCH ROAD

RRL

**Legend**

- High Intensity Economic Nodes
- High Intensity Economic Corridor
- Low Intensity Economic Nodes
- Rural Community Nodes
- Business/Industrial
- Existing Residential
- Developing Residential
- Rural Resource/Agricultural Areas
- Major Parks and Open Space (Wetlands)
- Transitional Areas

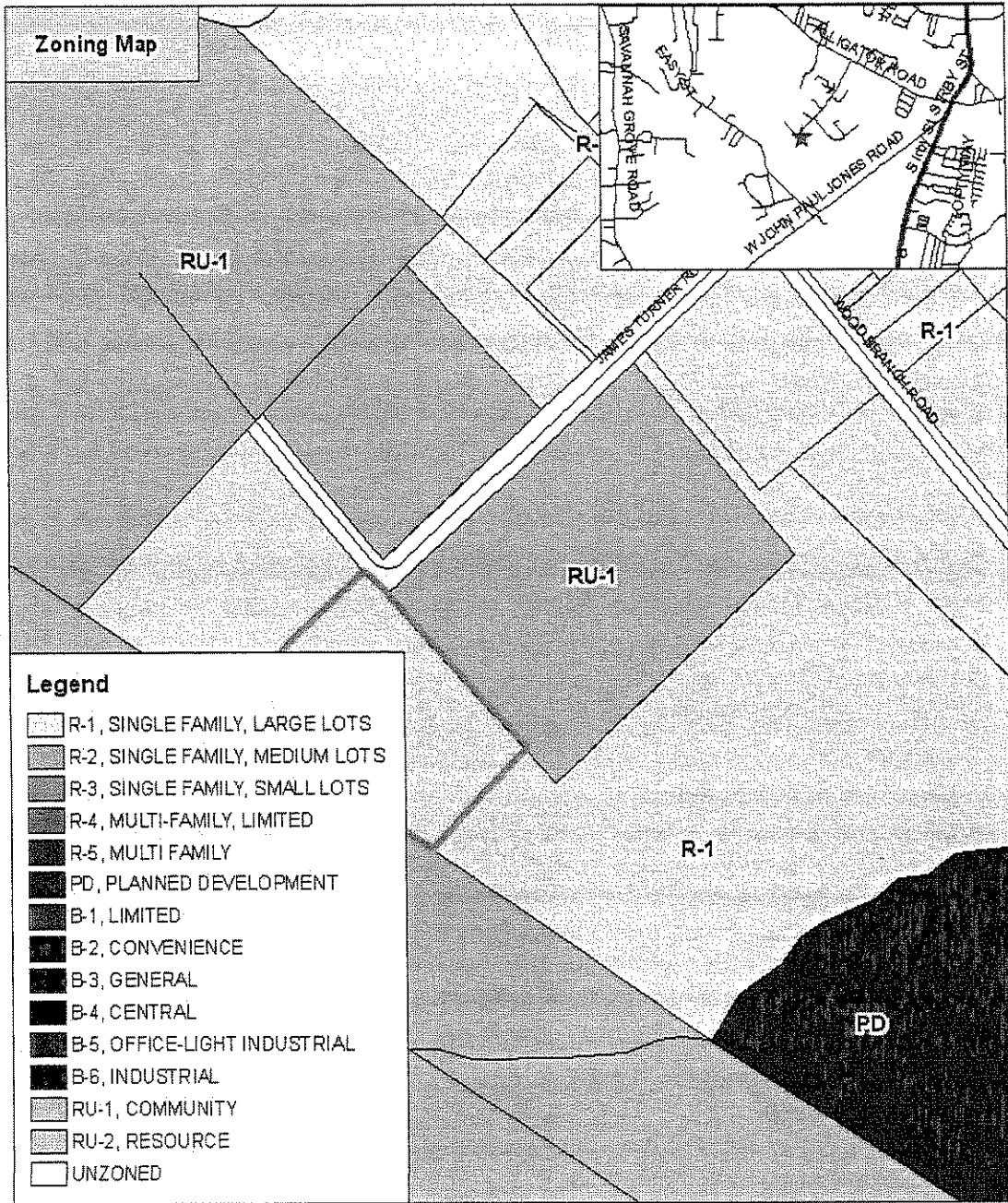
0 212.5 425 850 Feet

N



Map Prepared by: RWE  
Copyright 2007: Florence County/Municipal Planning  
& Building Inspections Department  
Geographic Information Systems  
2007



**COUNTY COUNCIL DISTRICT(S): 5**  
**PC#2009-42**



Map Prepared by: RWE  
 Copyright 2007: Florence County/Municipal Planning  
 & Building Inspections Department  
 Geographic Information Systems  
 2007

**COUNTY COUNCIL DISTRICT(S): 5**  
**PC#2009-42**

Florence County 2008 Orthophotography Map



Map Prepared by: RWE  
Copyright 2007: Florence County/Municipal Planning  
& Building Inspections Department  
Geographic Information Systems  
2007



COUNTY COUNCIL DISTRICT(S): 5  
PC#2009-42

# Comprehensive Plan Attachment:

## Rural Resource / Agricultural Areas

Most areas shown on the Plan Map generally are outside the path of projected development, characteristically rural and predominately undeveloped or in agricultural use at this time. Moreover, few changes to these areas are anticipated during the life of this Plan, provided urban sprawl is kept in check. The retention of open lands, woodlands, and wetlands which make up a large part of this area, are essential for clean air, water, wildlife, many natural cycles, and a balanced environment among other things. Even more essential from an economic perspective are the agricultural lands and farming operations in this area. These areas also provide a **rural environment** preferred by many people over subdivisions and higher density urban or community settings.

### Objective

The objective of this classification is to conserve rural characteristics and resources, particularly agricultural, and maintain a balanced rural-urban environment.

### Strategy

Strategies designed to implement this objective include:

- ✓ Setting an urban growth boundary which would limit urban intrusions into such areas.
- ✓ Monitoring and mitigating proposed changes which would alter or compromise the rural character of such area.
- ✓ Amending subdivision regulations to encourage cluster development with open space-agricultural land set aside as an alternative to large lot development.
- ✓ Prohibit through zoning high intensity development from the area.

## Plan Compliance Matrix

PLAN MAP OBJECTIVES (Summary)	USE IN ACCORD WITH PLAN MAP OBJECTIVES	USES AT VARIANCE WITH PLAN MAP OBJECTIVES
Conserve rural characteristics and resources and maintain a balanced rural-urban environment	<ul style="list-style-type: none"> <li>❖ Single-family site built and manufactured dwellings</li> <li>❖ Agricultural uses</li> <li>❖ Small scale retail uses</li> <li>❖ Agricultural related industrial uses</li> <li>❖ Institutional uses</li> </ul>	<ul style="list-style-type: none"> <li>❖ High density residential uses</li> <li>❖ Big Box retail</li> <li>❖ Uses generally in conflict with rural values and characteristics</li> </ul>

**CHAPTER 30 - ZONING ORDINANCE ATTACHMENT**

**RU-1, Rural Community District**

The intent of this district is to sustain and support rural community centers as an integral part of the rural environment, serving the commercial, service, social, and agricultural needs of nearby rural residents.

**FLORENCE COUNTY COUNCIL MEETING**  
**Thursday, February 18, 2010**

**AGENDA ITEM:** Ordinance No. 27-2009/10  
Second Reading



**DEPARTMENT:** Planning and Building Inspections

**ISSUE UNDER CONSIDERATION:**

[An Ordinance To Rezone Property Owned By Pamela S. Truesdale Located At 3514 James Turner Rd., Florence County From R-1, Single-Family Residential District To RU-1, Rural Community District Shown On Florence County Tax Map No. 00127, Block 01, Parcel 090 Consisting Of Approx. 4.81 Acres.] (*Planning Commission approved 7-0; Council District 5*)

**POINTS TO CONSIDER:**

1. The property is located in Council District 5.
2. The subject property is currently R-1, Single-Family Residential District.
3. The property is currently used as pasture for grazing and agriculture.
4. The property is surrounded by single-family residential and vacant land.
5. The applicant wishes to develop site for agriculture/horses/grazing and hay.
6. The subject property was located in a Rural/Agricultural Area according to the Comprehensive Plan Land Use Map that was being administered at the time request was received by staff.
7. The applicant's request to rezone this property to RU-1 was in compliance with the Comprehensive Plan Land Use Map at time of application.

**OPTIONS:**

1. (*Recommended*) Approve as Presented.
2. Provide An Alternate Directive.

**ATTACHMENTS:**

**Copies of the following are attached:**

1. Ordinance No. 27-2009/10
2. Staff report for PC#2009-43
3. Vicinity map
4. Location map
5. Comprehensive Land Use Plan map
6. Zoning map
7. Aerial photograph
8. Comprehensive Plan information
9. Zoning Ordinance information



Sponsor(s)	: Planning Commission	I, _____,
Planning Commission Consideration	: November 24, 2009	Council Clerk, certify that this
Planning Commission Public Hearing	: November 24, 2009	Ordinance was advertised for
Planning Commission Recommendation	: November 24, 2009 [Approved 7-0]	Public Hearing On _____
First Reading/Introduction	: January 14, 2010	
Committee Referral	: N/A	
Second Reading	: February 18, 2010	
Third Reading	: March 18, 2010	
Effective Date	: Immediately	

**ORDINANCE NO. 27-2009/10**

**[An Ordinance To Rezone Property Owned By Pamela S. Truesdale Located At 3514 James Turner Rd., Florence County From R-1, Single-Family Residential District To RU-1, Rural Community District Shown On Florence County Tax Map No. 00127, Block 01, Parcel 090 Consisting Of Approx. 4.81 Acres.]**

**WHEREAS:**

1. Section 30-291 of the Florence County Code establishes that Florence County Council must be satisfied that applications for amendments to the Zoning Atlas of Florence County are not injurious from a public health, safety and general welfare outlook and the effect of the change will not negatively impact the immediate environs or the County generally; and
2. Section 30-297 of the Florence County Code republished January 2008, provides a procedure for amending the official Zoning Map of the County of Florence; and
3. The procedure has been followed by the Florence County Planning Commission at a public hearing on November 24, 2009.

**NOW THEREFORE BE IT ORDAINED BY THE FLORENCE COUNTY COUNCIL DULY ASSEMBLED THAT:**

1. Property located at 3514 James Turner Road bearing Tax Map 00127, Block 01, Parcel 090 is hereby rezoned to RU-1, Rural Community District.
2. Provisions in other Florence County ordinances in conflict with this Ordinance are hereby repealed.
3. If any provision of this Ordinance or the application thereof to any person or circumstance is held invalid, the invalidity does not affect other provisions or applications of the Ordinance which can be given effect without the invalid provision or application and to this end, the provisions of this Ordinance are severable.

ATTEST:

SIGNED:

\_\_\_\_\_  
Connie Y. Haselden, Council Clerk

\_\_\_\_\_  
K. G. Rusty Smith, Jr., Chairman

\_\_\_\_\_  
Approved as to Form and Content  
James C. Rushton, III, County Attorney

COUNCIL VOTE:  
OPPOSED:  
ABSENT:

**STAFF REPORT  
TO THE  
FLORENCE COUNTY PLANNING COMMISSION  
November 24, 2009  
PC#2009-43  
ORDINANCE NO. 27-2009/10**

**Subject:** Rezoning request from R-1, Single-Family Residential District to RU-1, Rural Community District

**Location:** Property is located at 3514 James Turner Road, Florence County

**Tax Map Number:** 00127, Block 01, Parcel 090

**Council District(s):** 5; County Council

**Owner of Record:** Pamela S. Truesdale

**Applicant:** Pamela S. Truesdale

**Land Area:** 4.81 acres

**Existing Land Use and Zoning:**

The subject property is currently used as pasture for grazing and agriculture and zoned R-1, Single Family Residential District in the County of Florence.

**Proposed Land Use and Zoning:**

The applicant wishes to continue the existing uses of the subject property for agriculture/horses/grazing and hay. The applicant is proposing to zone the subject property to RU-1, Rural Community District.

**Surrounding Land Use and Zoning:**

**North:** Vacant/RU-1/Florence County

**South:** Vacant/R-1/ Florence County

**West:** Accessory buildings/Single-family residential/RU-1/Florence County

**East:** Vacant/R-1/ Florence County

**Florence County Comprehensive Plan:**

The subject property is located in a Rural/Agricultural Area according to the existing Comprehensive Plan Land Use Map. While the applicant has requested to rezone this property from R-1 to RU-1, this request does not comply with the New Comprehensive Plan. At the time the request was received by staff, it was in compliance with the existing Comprehensive Plan.

**Staff Analysis:**

**Access and Circulation-** Present access to the property is by way of James Turner Road and Whippoorwill Road.

**Water and Sewer Availability-** There are no water and sewer services available.

Adjacent Waterways/Bodies of Water/Flood Zone- There does not appear to be a waterway/body of water adjacent to the property. The property is not in a flood zone.

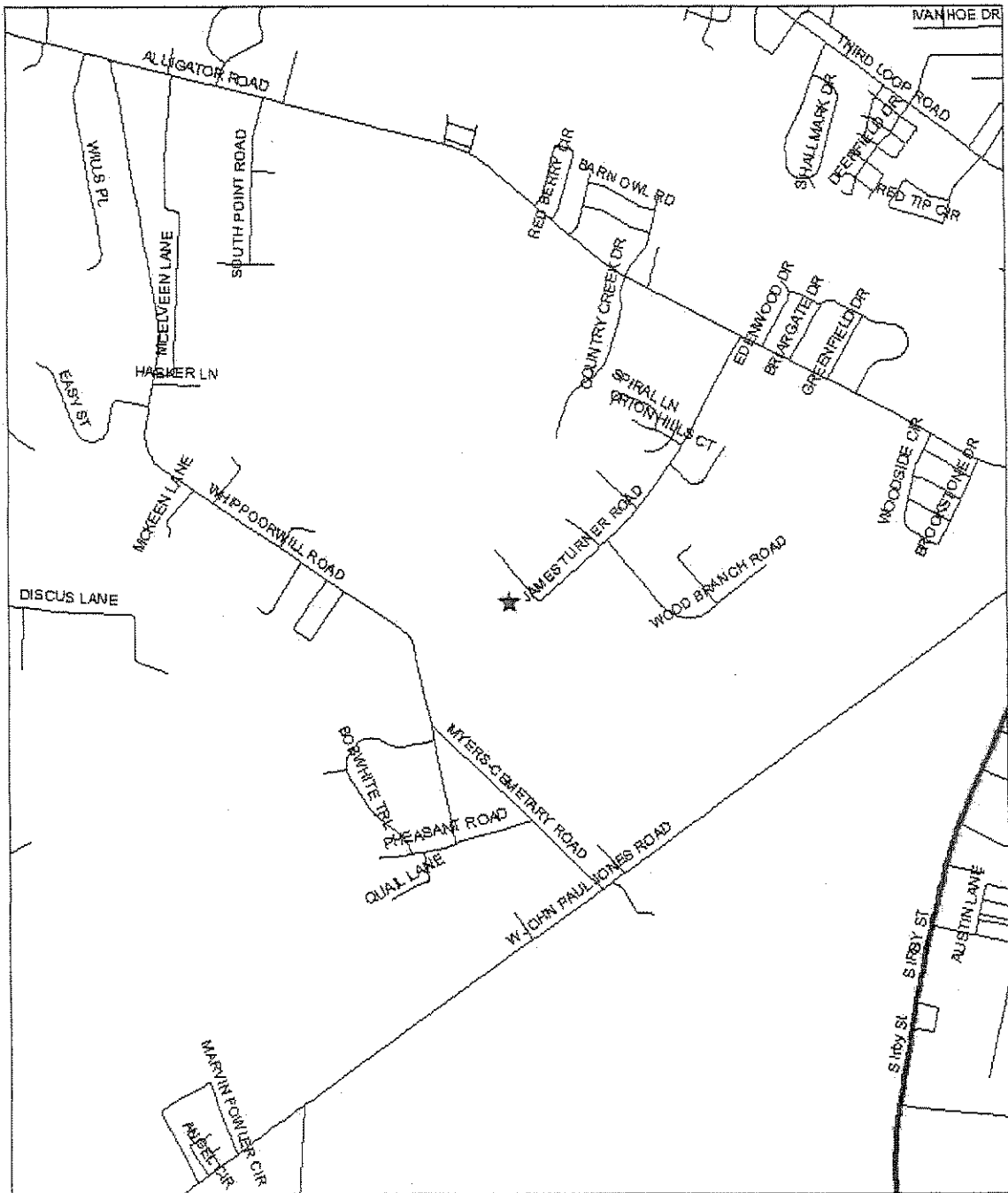
Background- The subject property is requesting to be rezoned to RU-1, Rural Community District.

**Florence County Planning Commission Action: November 24, 2009**

The seven Planning Commission members present approved the rezoning request unanimously at the meeting held on November 24, 2009.

**Florence County Planning Commission Recommendation:**

The Planning Commission recommends approval of this request by Florence County Council due to the rezoning being in compliance with the Comprehensive Plan Land Use Map.

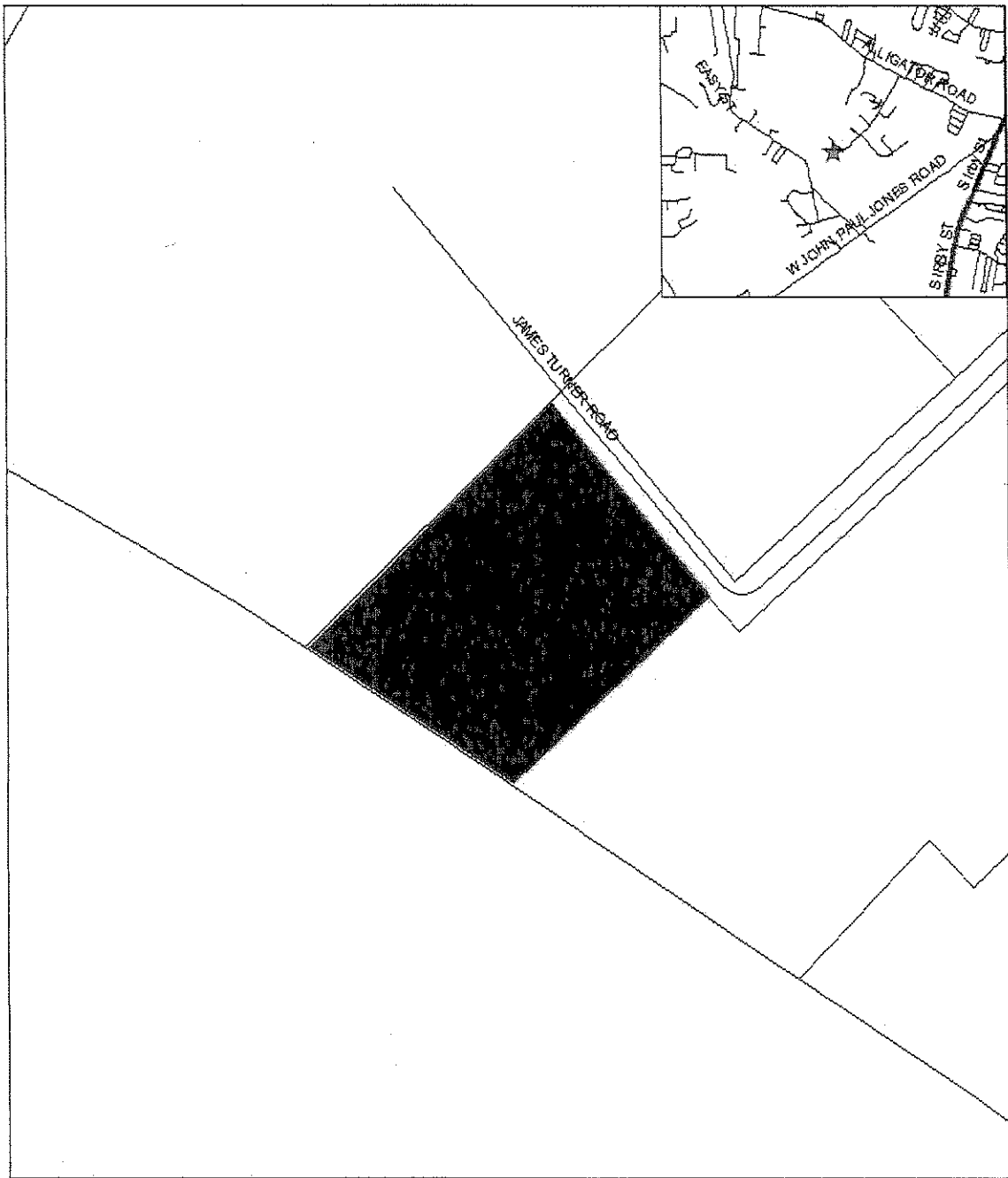


02560 Feet

Map Prepared by: RWE  
 Copyright 2007: Florence County/Municipal Planning  
 & Building Inspections Department  
 Geographic Information Systems  
 2007



**COUNTY COUNCIL DISTRICT(S): 5**  
**PC#2009-43**



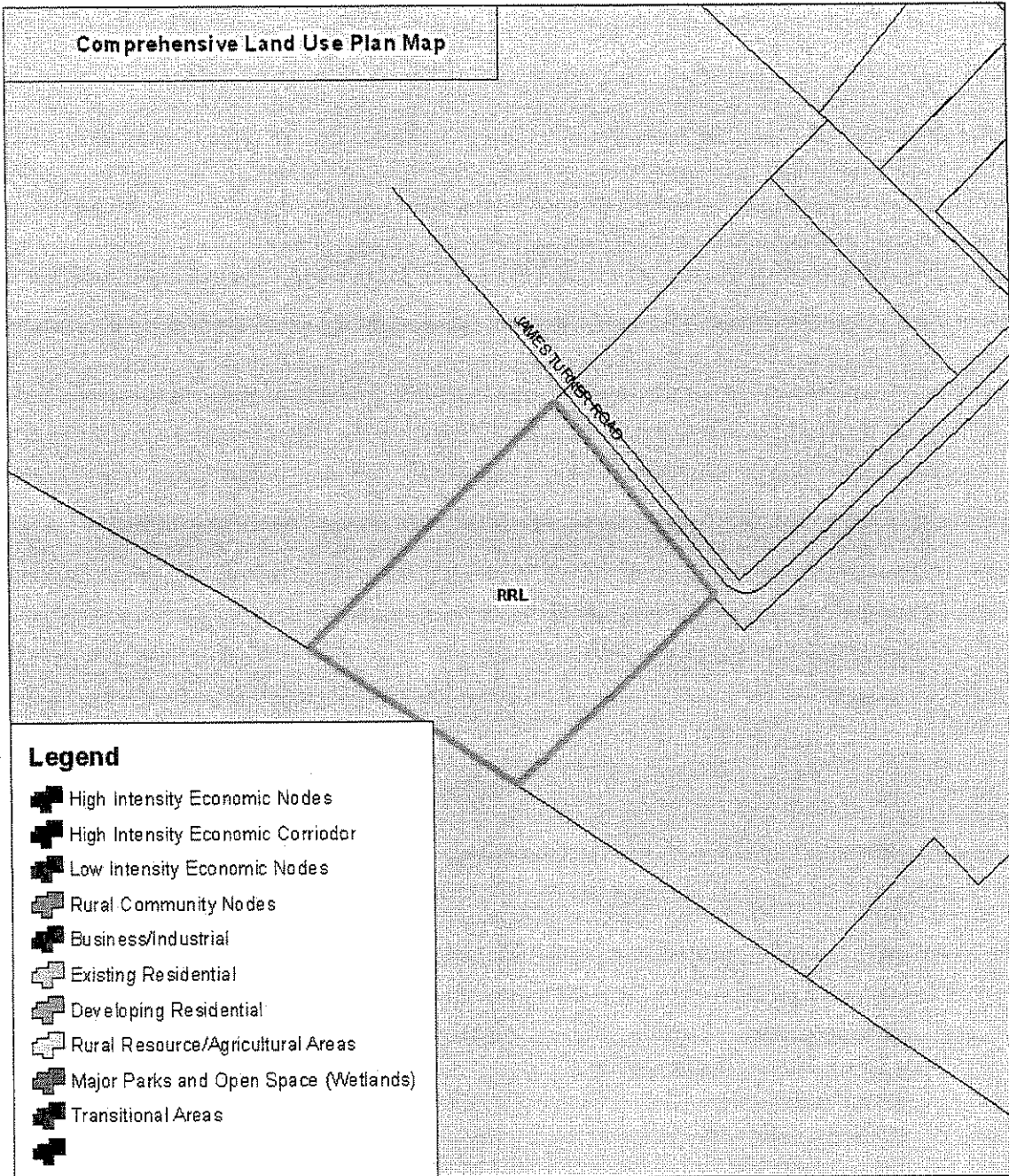
0 137.5 275 550 Feet



Map Prepared by: RWE  
 Copyright 2007: Florence County/Municipal Planning  
 & Building Inspection's Department  
 Geographic Information Systems  
 2007

**COUNTY COUNCIL DISTRICT(S): 5**  
**PC#2009-43**

**Comprehensive Land Use Plan Map**



**Legend**

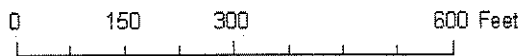
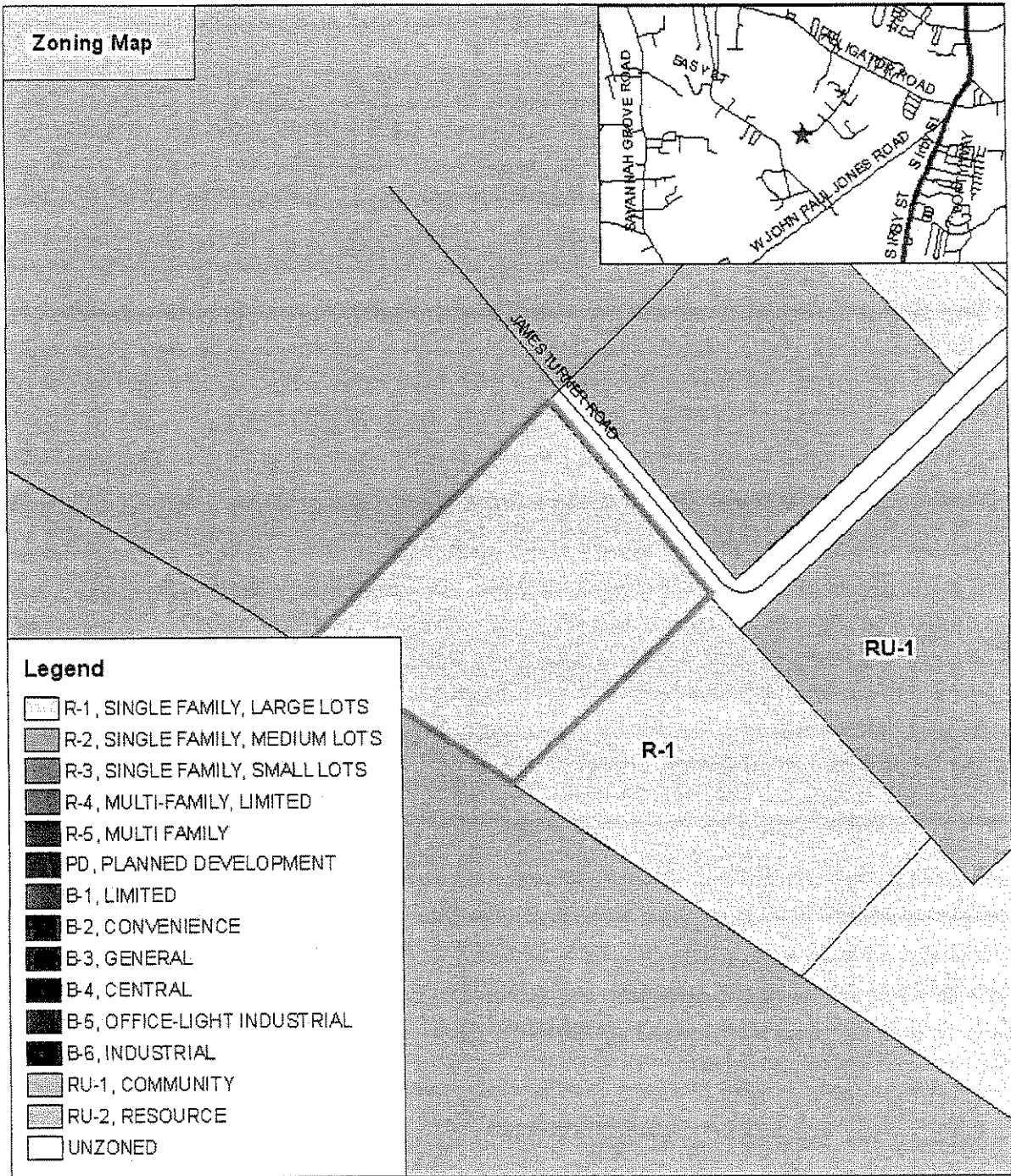
- High Intensity Economic Nodes
- High Intensity Economic Corridor
- Low Intensity Economic Nodes
- Rural Community Nodes
- Business/Industrial
- Existing Residential
- Developing Residential
- Rural Resource/Agricultural Areas
- Major Parks and Open Space (Wetlands)
- Transitional Areas
- 

0 150 300 600 Feet



Map Prepared by: RWE  
Copyright 2007: Florence County/Municipal Planning  
& Building Inspections Department  
Geographic Information Systems  
2007


**COUNTY COUNCIL DISTRICT(S): 5**  
**PC#2009-43**



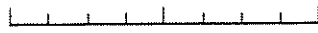
Map Prepared by: RWE  
 Copyright 2007: Florence County/Municipal Planning  
 & Building Inspections Department  
 Geographic Information Systems  
 2007

**COUNTY COUNCIL DISTRICT(S): 5**  
**PC#2009-43**

Florence County 2008 Orthophotography Map



0 90 180 360 Feet





# Comprehensive Plan Attachment:

## Rural Resource / Agricultural Areas

Most areas shown on the Plan Map generally are outside the path of projected development, characteristically rural and predominately undeveloped or in agricultural use at this time. Moreover, few changes to these areas are anticipated during the life of this Plan, provided urban sprawl is kept in check. The retention of open lands, woodlands, and wetlands which make up a large part of this area, are essential for clean air, water, wildlife, many natural cycles, and a balanced environment among other things. Even more essential from an economic perspective are the agricultural lands and farming operations in this area. These areas also provide a **rural environment** preferred by many people over subdivisions and higher density urban or community settings.

### Objective

The objective of this classification is to conserve rural characteristics and resources, particularly agricultural, and maintain a balanced rural-urban environment.

### Strategy

Strategies designed to implement this objective include:

- ✓ Setting an urban growth boundary which would limit urban intrusions into such areas.
- ✓ Monitoring and mitigating proposed changes which would alter or compromise the rural character of such area.
- ✓ Amending subdivision regulations to encourage cluster development with open space-agricultural land set aside as an alternative to large lot development.
- ✓ Prohibit through zoning high intensity development from the area.

### Plan Compliance Matrix

PLAN MAP OBJECTIVES (Summary)	USE IN ACCORD WITH PLAN MAP OBJECTIVES	USES AT VARIANCE WITH PLAN MAP OBJECTIVES
Conserve rural characteristics and resources and maintain a balanced rural-urban environment	<ul style="list-style-type: none"> <li>❖ Single-family site built and manufactured dwellings</li> <li>❖ Agricultural uses</li> <li>❖ Small scale retail uses</li> <li>❖ Agricultural related industrial uses</li> <li>❖ Institutional uses</li> </ul>	<ul style="list-style-type: none"> <li>❖ High density residential uses</li> <li>❖ Big Box retail</li> <li>❖ Uses generally in conflict with rural values and characteristics</li> </ul>

**CHAPETR 30 - ZONING ORDINANCE ATTACHMENT**

**RU-1, Rural Community District**

The intent of this district is to sustain and support rural community centers as an integral part of the rural environment, serving the commercial, service, social, and agricultural needs of nearby rural residents.

# FLORENCE COUNTY COUNCIL MEETING

February 18, 2010

**AGENDA ITEM:** Introduction - Ordinance No. 28-2009/10, Title Only

**DEPARTMENT:** County Council

## **ISSUE UNDER CONSIDERATION:**

(An Ordinance Authorizing The Issuance And Sale Of A Florence County, South Carolina, Special Source Revenue Bonds (H.J. Heinz, Monster, and MIT Projects), Series 2010, In The Principal Amount Of \$3,000,000; The Application Of The Proceeds Of Said Bonds To Reimburse The County For Expenditures Previously Made By The County With Respect To Economic Development Projects In The County; And Other Matters Relating Thereto.)

## **POINTS TO CONSIDER:**

1. Florence County gave cash incentives to H.J. Heinz, Monster, and MIT in the amounts of \$2,000,000, \$414,135, and \$1,645,000, respectively, to defray the cost of each company's land, building, and infrastructure cost. One third of the incentive given to MIT is being funded by the General Fund.
2. Florence County could be reimbursed for the incentives from the fee in lieu of tax payments from these companies. However, these companies' first fee-in-lieu of tax payments will not be due until January 15, 2011 and it would take most of the first few years of fee payments for Florence County to be reimbursed for these incentives.
3. Therefore, to improve the County's and other political subdivisions' cash flows, a Special Source Revenue Bond (SSRB) will be issued in the amount of \$3,000,000 and the County will be reimbursed for these incentives from the proceeds of this bond.
4. This bond will be repaid from the fee in lieu of tax payments from these three companies. This Ordinance provides for the issuance of these bonds.

## **FUNDING FACTORS:**

As noted above the principal and interest payments on these bonds will be funded entirely from the fee in lieu of tax payments from these companies and will not require the appropriation of any County funds.

## **OPTIONS:**

1. *(Recommended)* Introduce Ordinance No. 28-2009/10.
2. Provide An Alternate Directive.

## **ATTACHMENT:**

Ordinance No. 28-2009/10, Title Only

Sponsor(s) : County Council  
 First Reading/Introduction : February 18, 2010  
 Committee Referral : N/A  
 Committee Consideration Date : N/A  
 Committee Recommendation : N/A  
 Public Hearing :  
 Second Reading :  
 Third Reading :  
 Effective Date : Immediately

I, \_\_\_\_\_,  
 Council Clerk, certify that this  
 Ordinance was advertised for  
 Public Hearing on \_\_\_\_\_.

**ORDINANCE NO. 28-2009/10**

**COUNCIL-ADMINISTRATOR FORM OF GOVERNMENT FOR FLORENCE COUNTY**

**(An Ordinance Authorizing The Issuance And Sale Of A Florence County, South Carolina, Special Source Revenue Bond (H.J Heinz, Monster, And MIT Projects), Series 2010, In The Principal Amount Of \$3,000,000; The Application Of The Proceeds Of Said Bond To Reimburse The County For Expenditures Previously Made By The County With Respect To Economic Development Projects In The County; And Other Matters Relating Thereto.)**

DRAFT

# FLORENCE COUNTY COUNCIL MEETING

February 18, 2010

**AGENDA ITEM:** Boards & Commissions  
Pee Dee Mental Health Center Board of Directors

**DEPARTMENT:** County Council

## **ISSUE UNDER CONSIDERATION:**

The Pee Dee Mental Health Center Board of Directors Requests Council's consideration for the approval of the submission of the following recommendations to the Governor for appointment/re-appointment to the Pee Dee Mental Health Center Board of Directors representing Florence County with appropriate expiration terms:

- Appoint Dr. Gregory V. Browning, Seat 2, replacing Sally M. Malambri who resigned; and,
- Appoint John Lochart, Seat 5, replacing Donald Nance who resigned; and,
- Re-appoint Dr. Cecilia Farina-Morin, Seat 4; and,
- Re-appoint Nadine Livingston, Seat 8.


## **ATTACHMENTS:**

1. Copies of the letters (2) of recommendation from Dr. Cecilia Farina, Chair, Pee Dee Mental Health Center Board of Directors.
2. A copy of the current list of the Board of Directors representing Florence County.

PEE DEE MENTAL HEALTH CENTER  
A Facility of the South Carolina Department of Mental Health  
Selected Programs Accredited By CARF  
Serving Darlington / Florence / Marion Counties  
Cecilia Farina, M.D. Psychiatrist, Chairperson, Board of Directors

February 1, 2010

The Honorable K.G. "Rusty" Smith, Jr.  
Florence County Council  
180 North Irby Street, MSC-G  
Florence, South Carolina 29501



Dear Chairman Smith:

We are respectfully submitting names of the following individuals for consideration and nomination to Governor Mark Sanford, for appointment to the Pee Dee Mental Health Center Board of Directors, representing Florence County.

Seat # 2  
Dr. Gregory V. Browning  
2188 Windsor Forest Drive  
Florence, South Carolina 29501  
*(Vice - Sally M. Malambri appointed 06/04/02 - 12/31/02;  
06/04/02 - 12/31/06; 02/11/08 - 12/31/10; resigned 04/31/09)*

Seat # 5  
John Lochart  
1711 Brandon Drive  
Florence, South Carolina  
*(Vice - Donald Nance - appointed 10/24/00-12/31/01; resigned November 25, 2005.)*

We shall greatly appreciate your efforts to expedite this process of your recommendation to the Governor. Thank you for your continued interest and support.

Yours truly,


A handwritten signature in cursive script, appearing to read "Cecilia Farina".

Cecilia Farina, M.D., Psychiatrist, Chairperson  
Pee Dee Mental Health Center Board of Directors

cc: Connie Haselden, Clerk to Council

**Pee Dee Mental Health Center**  
*A Facility of the South Carolina Department of Mental Health*  
Selected programs Accredited By CARF  
Serving Darlington/Florence/Marion Counties  
Cecilia Farina-Morin, M.D., Chairperson, Board of Directors

February 1, 2010



The Honorable K.G. "Rusty" Smith, Jr.  
Florence County Council  
180 North Irby Street, MSC-G  
Florence, South Carolina 29501  
Dear Chairman Smith:

We are respectfully submitting the following names for consideration and nomination to Governor Mark Sanford, for re-appointment to the Pee Dee Mental Health Center Board of Directors, representing Florence County:

Seat # 4  
Dr. Cecilia Farina-Morin  
1462 N. Sally Hill Road  
Timmonsville, SC 29161  
*(Appointed 03/05/05 - 12/31/05  
Term 05/30/07 - 12/31/09)*

Seat # 8  
Nadine Livingston  
Post Office Box 13362  
Florence, South Carolina 29504  
*(Appointed 05/05/06 - 12/31/09)*

We shall greatly appreciate your efforts to expedite this process of your recommendation to the Governor. Thank you for your continued interest and support.

Yours truly,

Cecilia Farina, M.D., Psychiatrist, Chairperson  
Pee Dee Mental Health Center Board of Directors

cc: Connie Haselden, Clerk to Council

## PEE DEE MENTAL HEALTH CENTER BOARD

**AUTHORITY:** Sec. 44-15-60, Code of Laws 1976 as amended  
(R175, H2682)

**APPOINTED BY:** THE GOVERNOR **MEMBERSHIP  
ROSTER**

Eight (8) Florence County members nominated by County Council for four-year terms.  
At least one member shall be a medical doctor, licensed to practice medicine in this state.  
Any person may serve consecutive terms.

<u>SEAT</u>	<u>APPOINTEE</u>	<u>TERM TO EXPIRE</u>
1	Pamela Varela Rhoads 705 Prince Alston Cove Florence, SC 29501	12/2011
2	Mrs. Sally M. Malambri 1908 Devonshire Drive Florence, SC 29505	317-6012 12/2010
3	Thornell Kirven 1760 N. Norwood Lane Florence, SC 29506	662-7658 12/2010
4	Dr. Cecilia Farina-Morin, M.D. 1462 N. Sally Hill Road Timmons ville, SC 29161	278-8385 - H 777-4217 - O 12/2009
5	Derek C. Brown 49 Chalmers Row Florence, SC 29501	843 656-0341 12/2009
6	Mr. Kernard E. Redmond 730 B Coventry Lane Florence, SC 29501	843 774-1448 KRED88@aol.com 12/2008
7	Charles Stevens McLaurin McGowan Law Firm 229 S. Coit Street Florence, SC 29501	843 669-6395 12/2009



Nadine Livingston  
Post Office Box 13362  
Florence, SC 29504

12/2009

# FLORENCE COUNTY COUNCIL MEETING

February 18, 2010

**AGENDA ITEM:** Reports to Council

**DEPARTMENT:** Grants

**ISSUE UNDER CONSIDERATION:** Authorize acceptance Rural Development Act (RDA) Funding In The Amount Of \$65,000 From Pee Dee Electric Cooperative For Future Infrastructure Improvements At The Pee Dee Touchstone® Energy Commerce Center.

**POINTS TO CONSIDER:**

- 1) Pee Dee Electric Cooperative, Inc. (PEDC) has provided funding in the amount of \$65,000 to Florence County under the Rural Development Act of 1996.
- 2) The funding is to be used for future infrastructure improvements at the Pee Dee Touchstone® Energy Commerce Center.
- 3) Council approval would include authorization for the County Administrator to execute the agreement with Pee Dee Electric Cooperative.

**OPTIONS:**

- 1) *(Recommended)* Approve as presented.
- 2) Provide Alternate Directive.

**ATTACHMENTS:**

Copy of Agreement with Pee Dee Electric Cooperative.

STATE OF SOUTH CAROLINA |  
  |  
COUNTY OF FLORENCE |

AGREEMENT

WHEREAS, the County of Florence, hereinafter referred to as "County," and Pee Dee Electric Cooperative, Inc., hereinafter referred to as "Cooperative," wish to enter into this Agreement.

NOW, THEREFORE, for the sum of Five (\$5.00) Dollars, each to the other paid, receipt of which is hereby acknowledged, and the other rights, duties, and obligations as set out hereinbelow, the parties agree as follows:

1. That Cooperative is a rural electric cooperative organized and existing under the laws of the State of South Carolina and, as such, is eligible to take advantage of the South Carolina Rural Development Act (Act No. 462) of 1996.

2. That County is a body politic organized as a county under the laws of the State of South Carolina.

3. That Cooperative, pursuant to the South Carolina Rural Development Act of 1996, is allowed to apply for a credit against its liability for amounts paid in cash for qualifying projects as prescribed in Section 12 of the South Carolina Rural Development Act of 1996, as amended in 1997.

4. That County has requested of Cooperative, and Cooperative has agreed to invest moneys that the Cooperative would otherwise have paid as part of its license liability to the State of South Carolina through the Department of Revenue.

5. That Cooperative agrees to provide to County monies in the amount of \$65,000.00 for the provision of infrastructure consisting of improvements to buildings or land for water, sewer, gas, steam, electric energy, natural gas, telecommunication systems and fixed transportation facilities necessary, suitable, or useful to a project qualifying under Chapters 6, 10, and 14 of Title 12 and Chapters 12 and 29 of Title 4 of the Code of Laws of South Carolina, 1976, as amended.

6. That County agrees to utilize the funds which are the subject of this Agreement for the provision of infrastructure consisting of improvements to buildings or land for water, sewer, gas, steam, electric energy, natural gas, telecommunication systems and fixed transportation facilities necessary, suitable, or useful to a project or projects qualifying under Chapters 6, 10, and 14 of Title 12 and Chapters 12 and 29 of Title 4 of the Code of Laws of South Carolina, 1976, as amended, and, further, County agrees to abide by any and all stipulations, conditions and requirements of the South Carolina Rural Development Act, including but not limited to any and all filings made necessary by the Act upon receipt of these funds.

7. That if County fails to utilize the funds contributed by Cooperative, or if for any reason the State of South Carolina, through the Department of Revenue, determines that the funds which are the subject of this Agreement do not qualify as a credit against the liability of the Cooperative to the State, County hereby agrees to immediately repay to the Cooperative the funds which are the subject of this Agreement, together with any penalties, interests, or costs which accrue, or, in the alternative, County agrees to immediately repay the funds together with any penalties, interests, or costs which accrue directly to the Department of Revenue.

8. In the event County fails to comply with its obligations hereunder, County further agrees to pay to Cooperative all expenses of enforcement of this Agreement, including costs and reasonable attorney fees.

WITNESS our hands and seals this 6 day of <sup>Jan 2010</sup> ~~December, 2009~~ at Florence, South Carolina.

WITNESSETH:

COUNTY OF FLORENCE

\_\_\_\_\_  
\_\_\_\_\_

BY: Richard A. Starks  
ITS: Administrator

Kevin Kelley  
Richard A. Starks

PEE DEE ELECTRIC COOPERATIVE, INC.

E. LeRoy Nettles, Jr.  
BY: E. LeRoy Nettles, Jr.  
ITS: President and CEO

# FLORENCE COUNTY COUNCIL MEETING

February 18, 2010

**AGENDA ITEM:** Report to Council

**DEPARTMENT:** Administration

## **ISSUE UNDER CONSIDERATION:**

Approve The Scopes Of The Following Florence County Forward Component Projects:

1. Project No. 4/TV Road Widening - Installation Of Sidewalks As Recommended By SCDOT; and
2. Project No. 5/SC 51 Widening - To Be Established As A Five (5) Lane Design.

## **POINTS TO CONSIDER:**

1. SCDOT presented these scope alternatives/recommendations at the January 14, 2010 meeting for Council's recommendation.
2. Scope determinations are required for the projects to proceed.

## **OPTIONS:**

1. *(Recommended)* Approve as presented.
2. Provide An Alternate Directive

## **ATTACHMENT:**

None

# FLORENCE COUNTY COUNCIL MEETING

February 18, 2010

**AGENDA ITEM:** Reports to Council  
Monthly Financial Reports

**DEPARTMENT:** Administration

**ISSUE UNDER CONSIDERATION:**

Monthly financial reports are provided to Council for fiscal year 2010 through December 31, 2009 as an item for the record.

**ATTACHMENTS:**

Copies of the monthly financial reports.

**FLORENCE COUNTY GOVERNMENT  
GENERAL FUND  
REVENUE & EXPENDITURE REPORT FY10  
7/1/09 TO 12/31/09**

	BUDGETED REVENUE	YEAR-TO-DATE ACTUAL REVENUE	REMAINING BALANCE	PCT
<b>REVENUES</b>				
Taxes	32,031,860	22,854,518	9,177,342	28.65%
Licenses & Permits	1,522,800	233,408	1,289,392	84.67%
Fines & Fees	3,485,600	1,305,424	2,180,176	62.55%
Intergovernmental	7,162,442	1,750,625	5,411,817	75.56%
Sales and Other Functional	5,180,350	2,182,990	2,997,360	57.86%
Miscellaneous	1,362,250	127,296	1,234,954	90.66%
Operating Transfers	(3,141,056)	-	(3,141,056)	100.00%
Use of Fund Balance	1,740,000	-	1,740,000	100.00%
<b>TOTAL</b>	<b>49,344,246</b>	<b>28,454,262</b>	<b>20,889,984</b>	<b>42.34%</b>

**FLORENCE COUNTY GOVERNMENT  
GENERAL FUND  
REVENUE & EXPENDITURE REPORT FY10  
7/1/09 TO 12/31/09**

		BUDGETED	YEAR-TO-DATE	REMAINING	
EXPENDITURES		EXPENDITURE	ACTUAL	BALANCE	PCT
		EXPENDITURE	EXPENDITURE	BALANCE	PCT
10-411-401	County Council	354,866	169,041	185,825	52.36%
10-411-402	Administrator	628,254	322,864	305,390	48.61%
10-411-403	Clerk of Court	1,838,967	896,748	942,219	51.24%
10-411-404	Solicitor	968,098	479,948	488,150	50.42%
10-411-405	Judge of Probate	511,408	241,674	269,734	52.74%
10-411-406	Public Defender	738,626	365,194	373,432	50.56%
10-411-407	Magistrates	2,149,906	975,903	1,174,003	54.61%
10-411-409	Legal Services	84,150	22,937	61,213	72.74%
10-411-410	Voter Registration & Elections	480,098	172,126	307,972	64.15%
10-411-411	Finance	770,270	377,532	392,738	50.99%
10-411-412	Human Resources	1,271,773	107,081	1,164,692	91.58%
10-411-413	Procurement & Vehicle Maintenance	1,265,462	561,719	703,743	55.61%
10-411-414	Administrative Services	392,654	183,523	209,131	53.26%
10-411-415	Treasurer	1,211,893	591,919	619,974	51.16%
10-411-416	Auditor	481,640	227,401	254,239	52.79%
10-411-417	Tax Assessor	1,237,707	576,498	661,209	53.42%
10-411-418	Planning and Building	2,049,378	1,055,494	993,884	48.50%
10-411-419	Complex	1,247,869	571,495	676,374	54.20%
10-411-420	Facilities Management	906,594	447,500	459,094	50.64%
10-411-427	Information Technology	1,280,888	684,476	596,412	46.56%
10-411-446	Veteran's Affairs	153,066	72,809	80,257	52.43%
10-411-480	Senior Citizen Centers	337,053	145,922	191,131	56.71%
10-411-485	General Direct Assistance	209,242	51,110	158,132	75.57%
10-411-488	Contingency	920,029	730,467	189,562	20.60%
10-411-489	Employee Tort & Blanket Bond	215,742	214,632	1,110	0.51%
10-421-421	Sheriff's Office	14,527,411	7,151,574	7,375,837	50.77%
10-421-422	Emergency Management	2,419,760	134,628	2,285,132	94.44%
10-421-481	Rural Fire Departments	14,850	1,130	13,720	92.39%
10-451-423	EMS	4,214,054	1,950,166	2,263,888	53.72%
10-451-424	Rescue Squads	436,524	113,822	322,702	73.93%
10-451-425	Coroner	263,858	126,273	137,585	52.14%
10-451-441	Health Department	85,140	42,773	42,367	49.76%
10-451-442	Environmental Services	711,559	280,848	430,711	60.53%
10-451-485	Health Direct Assistance	15,742	1,225	14,517	92.22%
10-461-485	Welfare - MIAP & DSS	463,777	304,206	159,571	34.41%
10-471-451	Recreation	1,698,445	550,942	1,147,503	67.56%
10-471-455	County Library	3,591,064	1,710,478	1,880,586	52.37%
10-471-485	Museum Commission	9,900	2,475	7,425	75.00%
10-481-485	Literacy Council	4,901	1,225	3,676	75.00%
TOTAL		50,162,618	22,617,779	27,544,839	54.91%

Ideal Remaining % = 50.00%



**FLORENCE COUNTY**  
**BUDGET REPORT - OTHER FUNDS**  
**CURRENT PERIOD: 7/1/2009 TO 12/31/2009**

	BUDGETED EXPENDITURE	YEAR TO DATE		REMAINING		PCT	BUDGETED REVENUE	YEAR TO DATE		REMAINING	
		CURRENT	CURRENT	BALANCE	BALANCE			CURRENT	CURRENT	BALANCE	BALANCE
45 County Debt Service Fund	3,769,173	306,444	3,462,729	91.87%	3,769,173	3,670,517	98,656	2.62%			
112 Economic Development Partnership Fund	455,400	245,590	209,810	46.07%	455,400	47,030	408,370	89.67%			
123 Local Accommodations Tax Fund	2,752,153	1,037,522	1,714,631	62.30%	2,752,153	503,501	2,248,652	81.71%			
124 Local Hospitality Tax Fund	694,271	114,813	579,458	83.46%	694,271	481,222	213,049	30.69%			
131 District Utility Allocation Fund	2,668,150	129,020	2,539,130	95.16%	2,668,150	-	2,668,150	100.00%			
132 District Infrastructure Allocation Fund	1,771,836	225,886	1,545,950	87.25%	1,771,836	-	1,771,836	100.00%			
151 Law Library Fund	89,100	16,540	72,560	81.44%	89,100	17,205	71,895	80.69%			
153 Road System Maintenance Fee Fund	3,337,117	1,221,452	2,115,665	63.40%	3,337,117	717,715	2,619,402	78.49%			
154 Victim/Witness Assistance Fund	364,568	169,005	195,563	53.64%	364,568	110,342	254,226	69.73%			
421 Landfill Fund	4,344,219	1,972,325	2,371,894	54.60%	4,344,219	1,211,917	3,132,302	72.10%			
431 E911 System Fund	685,170	401,325	283,845	41.43%	685,170	207,807	477,363	69.67%			
<b>TOTALS:</b>	<b>20,931,157</b>	<b>5,839,920</b>	<b>15,091,237</b>	<b>72.10%</b>	<b>20,931,157</b>	<b>6,967,254</b>	<b>13,963,903</b>	<b>66.71%</b>			

IDEAL REMAINING PERCENT: 50.00%

331 Capital Project Sales Tax Fund (Florence County Forward road projects)

Sales taxes received and interest reported from inception through quarter ended December 31, 2009 \$51,810,777

(Sales taxes are received directly by South Carolina Department of Revenue and are remitted to Florence County on a quarterly basis.)

**Florence County Council  
District Allocation Balances  
December 31, 2009**

<b>Council District #</b>	<b>Type of Allocation</b>	<b>Beginning Budget FY10</b>	<b>Commitments &amp; Current Year Expenditures</b>	<b>Current Available Balances</b>
<b>1</b>	Infrastructure	273,795.96	85,928.22	187,867.74
	Paving	50,962.00	19,653.38	31,308.62
	Utility	292,757.45	77,785.50	214,971.95
	In-Kind	19,800.00	160.75	19,639.25
<b>2</b>	Infrastructure	86,353.87	59,646.44	26,707.43
	Paving	123,801.75	41,472.02	82,329.73
	Utility	90,964.72	11,679.39	79,285.33
	In-Kind	19,800.00	1,862.40	17,937.60
<b>3</b>	Infrastructure	145,255.12	54,793.81	90,461.31
	Paving	445,940.82	419,025.85	26,914.97
	Utility	256,800.29	37,194.75	219,605.54
	In-Kind	19,800.00	3,872.00	15,928.00
<b>4</b>	Infrastructure	300,362.28	34,370.57	264,656.71
	Paving	157,851.86	22,943.38	134,908.48
	Utility	84,841.47	5,670.00	79,171.47
	In-Kind	19,800.00	-	19,800.00
<b>5</b>	Infrastructure	114,239.51	66,093.70	46,810.81
	Paving	71,493.35	71,493.35	-
	Utility	184,199.48	52,300.00	131,899.48
	In-Kind	19,800.00	-	19,800.00
<b>6</b>	Infrastructure	279,166.47	12,709.19	266,457.28
	Paving	196,497.87	-	196,497.87
	Utility	249,410.95	8,936.00	240,474.95
	In-Kind	19,800.00	-	19,800.00
<b>7</b>	Infrastructure	133,600.52	61,968.54	71,631.98
	Paving	315,436.06	130,793.06	184,643.00
	Utility	319,562.45	53,851.66	265,710.79
	In-Kind	19,800.00	-	19,800.00
<b>8</b>	Infrastructure	309,294.44	183,057.08	126,237.36
	Paving	289,746.80	141,670.80	148,076.00
	Utility	303,522.15	144,139.20	159,382.95
	In-Kind	19,800.00	-	19,800.00
<b>9</b>	Infrastructure	100,044.68	49,368.90	50,675.78
	Paving	155,723.13	33,959.13	121,764.00
	Utility	264,773.93	31,289.02	233,484.91
	In-Kind	19,800.00	-	19,800.00

Infrastructure funds to be used for capital projects or equipment purchases. (See guidelines)  
Paving funds to be used for paving or rocking roads. See guidelines in County code.  
Utility funds to be used for water, sewer, stormwater, and any infrastructure fund projects.  
In-Kind funds to be used for projects completed by the Public Works Department.

**FLORENCE COUNTY FORWARD  
CAPITAL PROJECT SALES TAX**

As of December 31, 2009

EXPENDITURES	Project Budget	Design or Engineering	Right of Way	Construction	Total Completed to Date	Balance	% Balance Remaining
Pine-Needles Road Widening	\$ 17,676,768.00	\$ 666,601.89	\$ 1,267,964.42	\$ 5,833,419.86	\$ 7,767,986.17	\$ 9,908,781.83	56.06%
US 378 Widening	\$ 138,751,620.00	\$ 1,872,971.53	\$ 9,637.13	\$ 3,584.08	\$ 1,886,192.74	\$ 136,865,427.26	98.64%
US 76 Widening	\$ 31,641,621.00	\$ 1,060,800.79	\$ 3,857.80	\$ 2,562.16	\$ 1,067,220.75	\$ 30,574,400.25	96.63%
TV Road Widening	\$ 34,519,290.00	\$ 318,697.98	\$ -	\$ 855.00	\$ 319,552.98	\$ 34,199,737.02	99.07%
SC 51 Widening	\$ 151,533,817.00	\$ 272,794.81	\$ -	\$ 38.75	\$ 272,833.56	\$ 151,260,983.44	99.82%
US 301 Bypass Extension	\$ 73,464,146.00	\$ -	\$ -	\$ -	\$ -	\$ 73,464,146.00	100.00%
	\$ 447,587,262.00	\$ 4,191,867.00	\$ 1,281,459.35	\$ 5,840,459.85	\$ 11,313,786.20	\$ 436,273,475.80	97.47%

REVENUES	Project Budget	Received/Earned to Date	Balance	% Balance Remaining
Capital Project Sales Tax	\$ 148,000,000.00	\$ 49,196,577.81	\$ 98,803,422.19	66.76%
Earned State Match	\$ 250,000,000.00	\$ 103,621,553.12	\$ 146,378,446.88	58.55%
Interest Earnings	\$ -	\$ 2,614,198.75	\$ -	
	\$ 398,000,000.00	\$ 155,432,329.68	\$ 245,181,869.07	

# FLORENCE COUNTY COUNCIL MEETING

February 18, 2010

**AGENDA ITEM:** Reports to Council  
Bid Award

**DEPARTMENT:** Emergency Management Department  
Procurement Department

**ISSUE UNDER CONSIDERATION:** Approve award of Bid # 12-09/10 for a 2010 2500 Series Truck with Crew Cab to Modern Chevrolet, Winston Salem, NC in the amount of \$26,140.56 for the Emergency Management Department to be funded FY 10 departmental funds (*2 Compliant Bids*).

**POINTS TO CONSIDER:**

- 1) Bid #12-09/10 was publicly offered.
- 2) Four (4) bids were received; Two (2) bids were compliant.
- 3) Modern Chevrolet, Winston Salem, NC was the lowest compliant bidder for the 2500 Series Truck.
- 4) Emergency Management Director recommends the award.
- 5) The bid expires April 6, 2010.

**FUNDING FACTORS:**

- 1) \$26,140.56 = Total cost of the 2500 Series Truck to be funded from FY 10 Emergency Management department funds.

**OPTIONS:**

- 1) (*Recommended*) Approve as presented.
- 2) Provide An Alternate Directive.

**ATTACHMENTS:**


- 1) Bid Tabulation Sheet.
- 2) Letter of recommendation from Emergency Management Director.

Emergency Management Department  
 2010 Heavy Duty 2500 Series Truck w/Crew Cab  
 Invitation-to-Bid #12-09/10

Bid Opening Date: February 2, 2010  
 Time: 11:15 AM  
 Advertisised Date: MN-1/17/10 SCBO-1/18/10  
 Invitations to Bids Distributed: 16  
 Bid Expiration Date: 4/6/2010

Name of Bidder	Base Bid	Year/Make/Model	Bid Security	Meets Bid Requirements	Total Bid	Total Non-Local (+2%)
Modern Chevrolet Winston Salem, NC	\$26,140.56	2010 Chevy CC20743	Yes	Yes	\$26,140.56	
Burns Automotive Rock Hill, SC	\$26,291.00	2010 Chevy 2500 HD	Yes	Yes	\$26,291.00	
Summerville Ford Summerville, SC	\$21,912.00	2011 Ford F250	Yes	No	\$21,912.00	
King Cadillac Buick GMC Truck Florence, SC	\$30,900.00	2010 GMC Sierra Crew Cab 2500 2 Whl Dr	No	No	\$30,900.00	
Love Chevrolet Cayce, SC	No Bid				No Bid	

Notes:  
 2% Local Preference Florence County Code, Section 11-62



**FLORENCE COUNTY**  
**Emergency Management**

**February 3, 2010**

Reference Bid # 12-09/10

I have reviewed the bids for a heavy duty pick-up truck for the Emergency Management Department received under the above referenced bud number and recommend the purchase of the lowest responsive bidder; Modern Chevrolet of Winston-Salem, NC at \$26,140.56.

Dusty Owens  
Director  
Emergency Management Department

# FLORENCE COUNTY COUNCIL MEETING

February 18, 2010

**AGENDA ITEM:** Reports to Council

**DEPARTMENT:** Emergency Medical Services  
Procurement Department

## **ISSUE UNDER CONSIDERATION:**

Authorization to procure compatible software and hardware necessary to transmit electrocardiograms (EKGs) from the field to McLeod Regional Medical Center and/or Carolinas Hospital System by the Emergency Medical Services Department from Philips Healthcare in the amount of \$33,037 and General Devices in the amount of \$13,347, to be funded from FY 10 budgeted funds and McLeod Hospital and Carolinas Hospital System donations.

## **POINTS TO CONSIDER:**

1. McLeod Hospital Systems and Carolinas Hospital System recently donated \$40,384 (*\$20,192 each*) to Florence County to assist with the procurement of the hardware and software necessary to transmit EKGs from the field to the hospitals.
2. The upgrades to the Philips cardiac monitors' software can only be purchased from Philips because their software and related equipment is proprietary. If another vendor attempted to provide these upgrades to the Philips devices, the warranty and service agreement currently in place with Philips would be voided.
3. The required hardware must be purchased from General Devices in order to interface with the receiving stations at both hospitals.

## **FUNDING FACTORS:**

1. The total cost of the hardware and software is \$46,384.
2. The funding to cover the hardware and software is provided through a donation from Carolinas Hospital System and McLeod Hospital in the amount of \$40,384 and EMS FY 10 departmental budget funds in the amount of \$6,000.

## **OPTIONS:**

1. (*Recommended*) Approve as presented.
2. Provide An Alternate Directive.

## **ATTACHMENTS:**


Memo from EMS Director dated January 22, 2010.



**FLORENCE COUNTY**  
Emergency Medical Services

**Ryon A. Watkins**  
Director

**R. David Exum**  
Operations Manager

To: Suzanne King, Administrative Services Director  
From: Ryon Watkins, EMS Director   
Date: January 22, 2010  
Subject: Sole Source Purchase Request (General Devices & Philips Healthcare)

Please accept this memo as my request to sole source the purchase of radio interface devices and software necessary to transmit electrocardiograms (EKGs) from the field to McLeod Regional Medical Center and / or Carolinas Hospital System.

Specifically, I am requesting authorization to purchase fourteen Rosetta LT devices and the required cables and accessories from General Devices. Additionally, I am requesting authorization to purchase software upgrades for our fourteen Philips MRx cardiac monitors from Philips Healthcare.

It is necessary to sole source the software upgrades because Philips' products are proprietary. If another vendor attempted to provide these upgrades, the warranty and service agreement currently in place with Philips Healthcare would be voided.

With regards to the hardware, both McLeod Regional Medical Center and Carolinas Hospital System are in the process of procuring EKG receiving stations from General Devices. The hardware that EMS needs for this project should be sole sourced from General Devices to ensure that our equipment will interface with the receiving stations in the hospitals.

Please contact me if you have questions regarding this request.



# FLORENCE COUNTY COUNCIL MEETING

February 18, 2010

**AGENDA ITEM:** Reports to Council

**DEPARTMENT:** Emergency Medical Services  
Procurement Department

## **ISSUE UNDER CONSIDERATION:**

Authorization To Procure Compatible Software And Accessory Upgrades For Fourteen (14) Philips Mrx Cardiac Monitors In Emergency Medical Services Department From Philips Healthcare In The Amount Of \$53,913, To Be Funded From FY 10 Budgeted Funds.

## **POINTS TO CONSIDER:**

1. The Emergency Medical Services Department currently uses Philips MRx cardiac monitors.
2. The upgrades are necessary to be able to provide capnography and pulse oximetry information on patients.
3. The upgrades must be purchased from Philips due to the software and related equipment being proprietary.
4. If another vendor attempted to provide these upgrades to the Philips devices, the warranty and service agreement currently in place with Philips would be voided.

## **FUNDING FACTORS:**


1. The total cost of the upgrade is \$53,913.10.
2. The funding to cover the software upgrade is in FY 10 budgeted funds.

## **OPTIONS:**

1. *(Recommended)* Approve as presented.
2. Provide An Alternate Directive.

## **ATTACHMENTS:**

Memo from EMS Director dated January 22, 2010.



**FLORENCE COUNTY**  
Emergency Medical Services

**Ryon A. Watkins**  
Director

**R. David Exum**  
Operations Manager

To: Suzanne King, Administrative Services Director  
From: Ryon Watkins, EMS Director *(RAW)*  
Date: January 22, 2010  
Subject: Sole Source Purchase Request (Philips Healthcare)

Please accept this memo as my request to sole source the purchase of software and accessory upgrades for the fourteen Philips MRx cardiac monitors currently in use by EMS.

Specifically, I am requesting authorization to purchase:

1. Software and related accessories needed to outfit our monitors with capnography (measure of carbon dioxide in air exhaled by patient).
2. Software and related accessories needed to outfit our monitors with pulse oximetry (measure of oxygen saturation in the patient's blood).

These purchases should be sole sourced to Philips Healthcare because their software and related equipment is proprietary. If another vendor attempted to provide these upgrades to the Philips devices, the warranty and service agreement currently in place with Philips would be null and void.

Please contact me if you have questions regarding this request.

# FLORENCE COUNTY COUNCIL MEETING

February 18, 2010

**AGENDA ITEM:** Reports to Council  
Bid Award

**DEPARTMENT:** Administration  
Procurement Department

## **ISSUE UNDER CONSIDERATION:**

Council is requested to award Bid #13-09/10 for the Johnsonville High School storm drainage project to Mid Atlantic Drainage in the amount of \$32,501 (*2 Compliant Bids*).

## **POINTS TO CONSIDER:**

- 1) Bid #13-09/10 was publicly offered.
- 2) Two (2) compliant bids were received.
- 3) Mid Atlantic Drainage, Galivants Ferry, SC, was the lowest compliant bidder at \$32,501.20.
- 4) The Public Works Director recommends this award.
- 5) The bid expires April 6, 2010.

## **FUNDING FACTORS:**

- 1) \$32,501.20 = Total cost of the project funded by South Carolina Department of Transportation (SCDOT) under the C Funds Program PCN #39113.

## **OPTIONS:**

- 1) (*Recommended*) Approve as presented.
- 2) Decline.

## **ATTACHMENTS:**


- 1) Bid Tabulation Sheet.
- 2) February 4, 2010 Recommendation from Public Works Director.

Public Works  
 Storm Drainage Materials, Johnsonville High School  
 Invitation-to-Bid #13-09/10

Bid Opening Date: February 2, 2010  
 Time: 11:30 AM  
 Advertsed Date: MN-1/19/10 SCBO-1/21/10  
 Invitations to Bids Distributed: 7  
 Bid Expiration Date: 4/6/2010

Name of Bidder	Base Bid	Bid Security	Meets Bid Requirements	Total Bid	Total Non-Local (+2%)
Mid-Atlantic Drainage, Inc. Galivants Ferry, SC	\$32,501.20	Yes	Yes	\$32,501.20	
Southeastern Concrete Products Cayce-West Columbia, SC	\$36,389.95	No	Yes	\$36,389.95	

Notes:  
 2% Local Preference Florence County Code, Section 11-62



FLORENCE COUNTY  
Public Works Department

Arthur C. Gregg, Jr.  
Public Works Director

MEMORANDUM

TO: Suzanne King, Administrative Services Director  
FROM: Arthur C. Gregg, Jr., Public Works Director  
DATE: February 4, 2010  
RE: Recommendation to Award Bid #13-09/10

I have reviewed the bids and it is my recommendation to award Bid #13-09/10 to Mid Atlantic Drainage, Inc. in the amount of \$32,501.20.

ACG,JR/ig

# FLORENCE COUNTY COUNCIL MEETING

February 18, 2010

**AGENDA ITEM:** Report to Council  
Declaration of Surplus Property

**DEPARTMENT:** Procurement Department

## **ISSUE UNDER CONSIDERATION:**

Declaration of (9) vehicles, (1) pick-up truck, (1) van and (1) Dump truck as surplus property for disposal through public internet auction via GovDeals.

## **POINTS TO CONSIDER:**

1. Attached listing of vehicles is recommended to be declared surplus by the using department.
2. The vehicles have little value or are obsolete to the using department.
3. Disposal will not impact on-going operations.
4. Florence County Code requires County Council approval for disposal of surplus property.
5. The vehicles have been offered to all county fire departments, rescue squads, municipalities, and school districts.
6. Disposal by internet auction is efficient and requires significantly less staff time/coordination than other public offer methods.

## **FUNDING FACTORS:**

\$0=Cost of disposal by internet auction via GovDeals is 7% of highest winning bid paid.

## **OPTIONS:**

1. *(Recommended)* Approve as presented.
2. Provide Alternate Directive.

## **ATTACHMENTS:**

List of vehicles.

<u>UNIT</u>	<u>MAKE</u>	<u>MODEL</u>	<u>YEAR</u>	<u>MILEAGE</u>	<u>COMMENTS</u>	<u>VIN #'S</u>	<u>Department</u>
V0443	FORD	F-150 PICK-UP	1999	127,842	REAR END BAD	1FTPF27L2X1NA83565	Jail
V0761	FORD	CROWN VIC	2005	132,245	FAIR CONDITION	2FAFP71W65X106338	FCSO
V0776	FORD	CROWN VIC	2005	147,432	FAIR CONDITION	2F1FP71W15X106344	FCSO
V0825	FORD	CROWN VIC	2003	101,598	FAIR CONDITION	2FAFP71W33X142226	FCSO
V0839	FORD	CROWN VIC	2003	157,857	FAIR CONDITION	2FAFP71W93X142232	FCSO
V0840	FORD	CROWN VIC	2003	122,712	WRECK	2F1FP71W23X142234	FCSO
V0867	FORD	CROWN VIC	2003	158,495	FAIR CONDITION	2FAFP71W13X186167	FCSO
V0869	FORD	CROWN VIC	2003	106,164	FAIR CONDITION	2FAFP71WX3X202180	FCSO
V0935	FORD	CROWN VIC	2005	144,548	FAIR CONDITION	2FAFP71WX5X167448	FCSO
V0595	Ford	Econoline Van	1998	82,296	FAIR CONDITION	1FBSS31SAWHA78445	IT
V9501	Ford	CROWN VIC	1995	147,697	FAIR CONDITION	2FALP71W85X151845	WF Fire Dist
V1207	PETERBILT	PB330	2001	264,022	FAIR CONDITION	2NPULD9X81M558566	Public Works

# FLORENCE COUNTY COUNCIL MEETING

February 18, 2010

**AGENDA ITEM:** Reports to Council  
RFP Award

**DEPARTMENT:** Public Works Department  
Procurement Department

**ISSUE UNDER CONSIDERATION:** Award RFP #09-09/10 For The Design-Build Of The Office Addition At Environmental Services To GBD Construction, LLC, Florence, South Carolina In The Amount Of \$138,277.96 (*5 Compliant Proposals*).

## **POINTS TO CONSIDER:**

- 1) RFP was publicly offered.
- 2) Five (5) compliant proposals were received.
- 3) GBD Construction, LLC, Florence, South Carolina was the most responsive and responsible responder at \$138,277.96.
- 4) Councilman Morris Anderson was appointed to the RFP panel and the panel recommends this award.

## **FUNDING FACTORS:**

- 1) \$138,277.96 = Total cost of the office space to be funded from Fund 421-432-400-8600 as budgeted in FY 11.
- 2) \$0 = Estimated total recurring cost in the next complete fiscal year and subsequent fiscal years incurred directly as a result of this action, which approximates .00 of a mil.

## **OPTIONS:**

- 1) (*Recommended*) Approve as presented.
- 2) Provide An Alternate Directive.

## **ATTACHMENTS:**

RFP Summary of Evaluation Panel Ranking.



**RFP # 07-09/10**  
**ENVIRONMENTAL SERVICES OFFICE ADDITION-DESIGN/BUILD**  
**PROPOSAL RANKING**

1. GBD CONSTRUCTION, LLC  
Florence, South Carolina
2. MAR CONSTRUCTION  
Lexington, South Carolina
3. FIELDS CONSTRUCTION  
Florence, South Carolina
4. GILBERT CONSTRUCTION  
Florence, South Carolina
5. HANCO, INC.  
Myrtle Beach, South Carolina

# FLORENCE COUNTY COUNCIL MEETING

February 18, 2010

**AGENDA ITEM:** Reports to Council

**DEPARTMENT:** Florence County Sheriff Office  
Procurement Department

## **ISSUE UNDER CONSIDERATION:**

Authorize The Procurement Of Glock Guns On State Contract From Lawmen's, Raleigh, NC In The Amount Of \$81,043 For The Florence County Sheriff Office And Declare Surplus And Approve The Trade-in Of Used Glock Guns To Lawmen's In The Amount Of \$43,215, For A Net Amount Of \$37,828 To Be Funded From The Florence County Sheriff Office Seized Auction Proceeds.

## **POINTS TO CONSIDER:**

1. Florence County Sheriff Office needs to replace existing Glock Guns currently on state contract.
2. Disposal will not impact on-going operations.
3. Florence County Code requires County Council approval for disposal of surplus property.

## **FUNDING FACTORS:**

\$37,828 = The net cost for the purchase and trade-in of Glock guns to be funded from Florence County Sheriff Office Seized Auction Proceeds.

## **OPTIONS:**

1. (Recommended) Approve As Presented.
2. Provide An Alternate Directive.

## **ATTACHMENTS:**

Quotes for purchase and trade-in of Glock guns.



Suppliers of Law Enforcement Equipment

3319 Anvil Place  
 Raleigh, NC 27603  
 Ph: (919) 779-6141  
 Fax: (919) 662-1573


**SALES QUOTE**

SQ-118128

2/3/2010



<b>Customer</b>		<b>Contact</b>		<b>Ship To</b>			
FLORENCE COUNTY FINANCE ATTN: ACCOUNTS PAYABLE BOX W CITY CO. COMPLEX FLORENCE SC 29501 Tel: (843)665-2121 Fax: (843)665-4915				FLORENCE COUNTY SHERIFF'S OFFICE 6719 FRIENDFIELD RD. EFFINGHAM SC 29541 Tel: (843)413-1291			
<b>Account</b>	<b>Terms</b>	<b>Due Date</b>	<b>Account Rep</b>	<b>Schedule Date</b>			
FLORCO	NET 15	2/8/2010	BETSY CROSSMAN	4/30/2010			
<b>Quotation</b>	<b>PO #</b>	<b>Reference</b>	<b>Ship VIA</b>	<b>Page</b>	<b>Printed</b>		
SQ-118128				1	2/3/2010 10:26:40AM		
<b>L</b>	<b>Item / Model / Brand Description</b>	<b>Qty</b>	<b>Price UM</b>	<b>Discount %</b>	<b>Amount</b>		
1	GIOP721507 / 764503/07025 GLOCK 21 .45ACP 'SF' W/ GLOCK NIGHT SIGHTS, 5#	160	\$469.00 EA	50.00	\$75,040.00		
2	STATE CONTRACT # 4400000556						
		<b>Tax Details</b>		<b>Taxable</b>		\$75,040.00	
		SCLOCP \$6003.200					
				<b>Total Tax</b>	\$6,003.20		
				<b>Exempt</b>	30.00		
				<b>Total</b>	\$81,043.20		
				<b>Balance</b>	\$81,043.20		



February 3, 2010

TO: John Crouse  
Florence County Sheriff's Office

FROM: Betsy Crossman

Lawmen's Safety Supply makes the following proposal for the used Glocks that Florence County Sheriff's Office will trade after they receive their new weapons.

122ea	Used Glock 17, night sights, no finger grooves or rails, 3 magazines	\$255.00ea =	\$31,110.00
12ea	Used Glock 17, night sights, with finger grooves & rails, 3 magazines	\$265.00ea =	\$ 3,180.00
35ea	Used Glock 19, night sights, no finger grooves or rails, 3 magazines	\$255.00ea =	\$ 8,925.00
Total credit for above weapons			\$43,215.00

All used weapons must be in functioning condition and have 3 magazines with each weapon. Used weapons must be turned in to Lawmen's Safety within 3 weeks after receipt of new Glocks by Florence County Sheriff's Office.

The credit amount may be used for purchases of equipment, at the direction of Florence County Sheriff's Office, from Lawmen's Safety.

If you have any questions or need further information please do not hesitate to contact me.

Thank you.

Betsy Crossman  
Manager

---

3315 Broad River Rd. Suite 120 Columbia, SC 29210  
Phone: (803) 798-2253 Fax: (803) 798-6107  
[www.lawmens.com](http://www.lawmens.com)

# FLORENCE COUNTY COUNCIL MEETING

**DATE:** February 18, 2010

**AGENDA ITEM:** Reports To Council  
Paige Holsapple, Delinquent Tax Officer

**DEPARTMENT:** Treasurer's Office - Delinquent Tax Division

**ISSUE UNDER CONSIDERATION:** Properties coded "T" for investigation.


**CURRENT STATUS:** These lists reflect all properties that are coded "T" for Investigation as of 2/4/10:

Real Estate	1 Parcel	\$690.73
Mobile Homes	No Units	

Title work to be performed by Tax Assessor's Office.

**POINTS TO CONSIDER:** Required by policies approved 09/17/98 that this information be reported to Council.  
Reporting quarterly information in lieu of an appearance before council was approved on June 5, 2003.

**ATTACHMENTS:** Copy of list of property coded "T" as of 2/4/10.

  
Dean Fowler, Jr.  
Florence County Treasurer

\_\_\_\_\_  
Approved for inclusion in Agenda Package  
Richard Starks, County Administrator

20410

DELINQUENT TAXES

2/04/2010

PAGE

1

TAXPAYER

MAP-BLOCK-PARCEL/LOCATION

--- DESCRIPTION ---  
LOTS ACRES BLDGS DISTRICT TOTAL TAXES

\*\*CURRENT OWNER:  
WAYERS NAOMI H ETAL

90059-05-012 LOTS 336 & 337 CARYER  
90059-05-012 OTHER 11 690.73

ITEM COUNT: 5 \*\* GRAND TOTAL 690.73

TAXPAYER

\*\*CURRENT OWNER:  
WATERS NAOMI H ETAL

MAP-BLOCK-PARCEL/LOCATION

I 90059-05-012 LOTS 336 & 337 CARVER

90059-05-012 OTHER

--- DESCRIPTION ---  
LOTS ACRES BLDGS DISTRICT

TAXPAYER	MAP-BLOCK-PARCEL/LOCATION	DESCRIPTION	LOTS	ACRES	BLDGS	DISTRICT	TOTAL TAXES
I	90059-05-012 LOTS 336 & 337 CARVER	OTHER	1			11	146.72
		** CITY TAXES **				SC	5.75
I	132 E WESTFORD RD LOTS 336 & 337 CARVER	FLORENCE	1			11	147.29
		** CITY TAXES **				SC	5.75
I	132 E WESTFORD RD LOTS 336 & 337 CARVER	FLORENCE	1			11	83.72
		** CITY TAXES **				SC	5.90
I	132 E WESTFORD RD LOTS 336 & 337 CARVER	FLORENCE	1			11	203.84
		** CITY TAXES **				SC	5.93
	ITEM COUNT:		5		** GRAND TOTAL		690.73

20410  
TAXPAYER

DELINQUENT TAXES  
ACCT-CAT-NUMBER/LOCATION

2/04/2010

PAGE

1

ITEM COUNT:	0	** GRAND TOTAL	TOTAL TAXES
			.00
			.00



20410

TAXPAYER

DELINQUENT TAXES

2/04/2010

PAGE

1

ACCT-CAT-NUMBER/LOCATION

--- DESCRIPTION ---

TOTAL TAXES

ITEM COUNT:

0

\*\* GRAND TOTAL

.00

# FLORENCE COUNTY COUNCIL MEETING

**DATE:** February 18, 2010

**AGENDA ITEM:** Reports To Council  
Paige Holsapple, Delinquent Tax Officer

**DEPARTMENT:** Treasurer's Office - Delinquent Tax Division

**ISSUE UNDER CONSIDERATION:** Tax notices processed as nulla bona.

**CURRENT STATUS:**

- 1030 nulla bona's added due to annual "batch" nulla bona of taxes uncollected after 3 years according to the policy adopted in 2007.
- 2 nulla bona's added to tax commission notices of businesses found to be closed.
- 92 reversals due to payments collected.
- 13 reversals due to abatements needed.
- 1130 reversals due to abatements needed and completed.
- 234 reversals to include in SC Department of Revenue Setoff Debt Collection Program.
- 115 reversals to include in 2009 tax sale.

**POINTS TO CONSIDER:** Required by policies approved 09/17/98 that this information be reported to Council after processing. Reporting quarterly information in lieu of an appearance before council was approved on June 5, 2003.

**ATTACHMENTS:** Copy of list of tax notices processed as nulla bona since 5/21/09.

  
Dean Fowler, Jr.  
Florence County Treasurer

\_\_\_\_\_  
Approved for inclusion in Agenda Package  
Richard Starks, County Administrator

RECEIPT#	NAME	DIST	TAX BEFORE EX.	TAX AFTER EX.	PENALTY	COST	R-REAL TOTAL TAX	P-PER C-COM	DATE NB
00-076174	H & S HOMES LLC	510 --CITY--	13.57 2.64	11.97 .00	1.80 .00	15.00 .00	28.77 .00	R	6/30/09
00-076175	H & S HOMES LLC	510 --CITY--	13.57 2.64	12.03 .00	1.80 .00	15.00 .00	28.83 .00	R	6/30/09
00-201921	COX HARVEY	100	538.70	486.09	72.91	64.00	623.00	C	6/30/09
00-202329	EADY LUCIUS B	210	362.82	334.79	50.22	64.00	449.01	C	6/30/09
		--CITY--	135.52	72.60	10.89	.00	83.49	PAID: 2/03/10	
00-202231	EADY WALLACE	100	7.46	6.73	1.01	64.00	71.74	C	6/30/09
00-202914	HASELDEN CAROL	310	235.98	216.32	32.45	34.00	282.77	C	6/30/09
00-203319	JAMISON ROBERT G II	110	34.47	31.01	4.65	64.00	99.66	C	6/30/09
		--CITY--	11.55	7.14	1.07	.00	8.21		
00-203450	KENNEDY WILLIAM T	110 --CITY--	79.82 26.75	71.81 16.54	10.77 2.48	64.00 .00	146.58 19.02	C	6/30/09
00-203462	KIKER SEPTIC TANK SRRV	130	1,136.92	1,028.78	154.32	64.00	1,247.10	C	6/30/09
00-203544	LANE RANDY W	320 --CITY--	3,514.77 2,634.76	3,195.64 1,935.60	479.35 290.34	64.00 .00	3,738.99 2,225.94	C	6/30/09
00-204197	MILNER GENE W PRES	110 --CITY--	696.58 233.47	626.67 144.35	94.00 21.65	64.00 .00	784.67 166.00	C	6/30/09
00-204210	MOODY PHILLIP GORDON	100	669.18	603.83	90.57	34.00	728.40	C	6/30/09
00-204212	MOORE BETTY	110 --CITY--	170.52 57.15	153.41 35.33	23.01 5.30	64.00 .00	240.42 40.63	C	6/30/09
00-204249	MULLINS BRUCE	100	1,373.77	1,239.60	185.94	64.00	1,489.54	C	6/30/09
00-204607	NU HOMEBUILDERS INC	110 --CITY--	52.61 17.63	47.33 10.90	7.10 1.64	34.00 .00	88.43 12.54	C	6/30/09
00-208116	LEE SIMON	110 --CITY--	12.70 4.26	11.43 2.64	1.71 .40	15.00 .00	28.14 3.04	C	6/30/09
00-208122	CYPRESS POINT INC	110 --CITY--	152.38 51.07	137.09 31.57	20.56 4.74	34.00 .00	191.65 36.31	C	6/30/09
01-025164	GREEN ELIA MAE & J W	110 --CITY--	122.43 38.91	46.64 .00	7.00 .00	155.00 .00	208.64 .00	R	6/30/09
					REVERSED: 7/02/09		PAID: 10/02/09		
01-057614	SHEFFIELD LOUISA	300	54.72	47.14	7.07	135.00	189.21	R	6/30/09
01-075651	H & S HOMES LLC	510 --CITY--	13.98 2.64	12.41 .00	1.86 .00	15.00 .00	29.27 .00	R	6/30/09
01-075652	H & S HOMES LLC	510 --CITY--	13.98 2.64	12.47 .00	1.87 .00	15.00 .00	29.34 .00	R	6/30/09
01-202004	COX HARVEY	100	624.23	567.49	85.12	50.00	702.61	C	6/30/09
01-202305	EADY LUCIUS B	210 --CITY--	467.64 169.84	433.21 79.50	64.98 11.93	50.00 .00	548.19 91.43	C	6/30/09

RECEIPT#	NAME	DIST	TAX BEFORE EX.	TAX AFTER EX.	PENALTY	COST	R-REAL TOTAL TAX	P-PER C-COM	DATE
01-202307	EADDY WALLACE	100	7.85	7.14	1.07	50.00	58.21	C	6/30/09
01-202413	FASHION UNLIMITED BEAUTY	110	11.48	10.41	1.56	50.00	61.97	C	6/30/09
	--CITY--		3.65	2.26	.34	.00	2.60		
01-203054	HASELDEN CAROL	310	296.40	273.21	40.98	50.00	364.19	C	6/30/09
01-203470	JAMISON ROBERT G II	110	40.17	36.42	5.46	50.00	91.88	C	6/30/09
	--CITY--		12.77	7.89	1.18	.00	9.07		
01-203592	KENNEDY WILLIAM T	110	105.22	95.41	14.31	50.00	159.72	C	6/30/09
	--CITY--		33.44	20.65	3.10	.00	23.75		
01-203603	KIKER SEPTIC TANK SERV	130	1,445.33	1,317.22	197.58	50.00	1,564.80	C	6/30/09
01-203610	KING MARY LINDA	100	51.04	46.40	6.96	50.00	103.36	C	6/30/09
01-203680	LANE RANDY W	320	4,393.20	4,019.94	602.99	50.00	4,672.93	C	6/30/09
	--CITY--		3,144.28	2,231.87	334.78	.00	2,566.65		
01-204314	MOODY PHILLIP GORDON	100	889.24	808.42	121.26	50.00	979.68	C	6/30/09
01-204315	MOORE BETTY	110	208.52	189.07	28.36	50.00	267.43	C	6/30/09
	--CITY--		66.27	40.93	6.14	.00	47.07		
01-204468	NU HOMEBUILDERS INC	110	84.17	76.32	11.45	50.00	137.77	C	6/30/09
	--CITY--		26.75	16.52	2.48	.00	19.00		
01-207448	LEE SIMON	110	7.65	6.94	1.04	15.00	22.98	C	6/30/09
	--CITY--		2.43	1.50	.23	.00	1.73		
01-207449	MCFADDEN DAVIS LILLIE	110	3.83	3.47	.52	15.00	18.99	C	6/30/09
	--CITY--		1.22	.76	.11	.00	.87		
01-207450	THOMPSON OIL & GAS COMPAN	330	5,617.50	5,140.22	771.03	30.00	5,941.25	C	6/30/09
	--CITY--		1,473.93	423.90	63.59	.00	487.49		
01-207463	WINSOME INC	110	694.42	629.65	94.45	50.00	774.10	C	6/30/09
	--CITY--		220.70	136.31	20.45	.00	156.76		
01-207470	CYPRESS POINT INC	110	101.39	91.93	13.79	50.00	155.72	C	6/30/09
	--CITY--		32.22	19.90	2.99	.00	22.89		
01-207497	BINES CARL	410	71.54	66.55	9.98	15.00	91.53	C	6/30/09
	--CITY--		25.20	9.84	REVERSED: 1.48	.00	PAID: 11.32	2/02/10	
02-018513	ELDRID NATHAN & TERESA T	130	95.59	82.69	12.40	135.00	230.09	R	6/30/09
	--CITY--				REVERSED: 7/02/09		ABATED: 12/01/09		
02-019670	FRAGIN TONY M	310	99.38	86.70	13.01	105.00	204.71	R	6/30/09
02-024490	GRAHAM JAMES FRANKLIN	230	51.64	33.71	5.06	105.00	143.77	R	6/30/09
02-065160	TYLER JUDY M	100	80.50	69.47	10.42	140.00	219.89	R	6/30/09
	--CITY--				REVERSED: 7/02/09		PAID: 30.76	10/02/09	
02-075444	H & S HOMES LLC	510	15.24	13.70	2.06	15.00	30.76	R	6/30/09
	--CITY--		2.64	.00	.00	.00	.00		
02-075445	H & S HOMES LLC	510	15.24	13.76	2.06	15.00	30.82	R	6/30/09
	--CITY--		2.64	.00	.00	.00	.00		

RECEIPT#	NAME	DIST	TAX BEFORE EX.	TAX AFTER EX.	PENALTY	COST	R-REAL TOTAL TAX	P-PER C-COM	DATE
02-200826	BRITTON HARRY LEE	500	140.95	133.42	20.01	70.00	223.43	C	6/30/09
02-200839	BROWDER LYNN COKER	350	648.52	597.94	89.69	70.00	757.63	C	6/30/09
02-200877	C & C FLORIST INC	110	115.86	106.58	15.99	70.00	192.57	C	6/30/09
	--CITY--		32.22	19.90	2.99	.00	22.89		
02-201009	CARRAWAY SHIRLEY S	320	4.49	4.14	.62	70.00	74.76	C	6/30/09
	--CITY--		3.01	2.38	.36	.00	2.74		
02-202009	COX HARVEY	100	782.60	721.34	108.20	70.00	899.54	C	6/30/09
02-202061	CYPRESS POINT INC	110	137.72	126.69	19.00	70.00	215.69	C	6/30/09
	--CITY--		38.30	23.65	3.55	.00	27.20		
02-202366	EADDY LUCIUS B	210	611.47	570.34	85.55	70.00	725.89	C	6/30/09
	--CITY--		206.80	105.24	15.79	.00	121.03		
02-202368	EADDY WALLACE	100	13.42	12.37	1.86	70.00	84.23	C	6/30/09
02-202474	FASHION UNLIMITED BEAUTY	110	17.49	16.09	2.41	70.00	88.50	C	6/30/09
	--CITY--		4.86	3.00	.45	.00	3.45		
02-202896	GREAT AMERICA FINANCIAL C	100	111.80	103.05	15.46	70.00	188.51	C	6/30/09
02-203016	HASELDEN CAROL	310	370.87	344.09	51.61	70.00	465.70	C	6/30/09
02-203166	HUCKS IVAN	130	6.83	6.31	1.95	70.00	77.26	C	6/30/09
02-203420	JAMISON ROBERT G II	110	52.46	48.26	7.24	70.00	125.50	C	6/30/09
	--CITY--		14.59	9.01	1.35	.00	10.36		
02-203444	JERREYS OF FLORENCE INC	100	337.64	311.21	46.68	70.00	427.89	C	6/30/09
02-203538	KENNEDY WILLIAM T	110	146.46	134.74	20.21	70.00	224.95	C	6/30/09
	--CITY--		40.74	25.16	3.77	.00	28.93		
02-203553	KIKER SEPTIC TANK SHRV	130	1,950.53	1,800.54	270.08	70.00	2,140.62	C	6/30/09
02-203562	KING MARY LINDA	100	82.73	76.26	11.44	70.00	157.70	C	6/30/09
02-203641	LANE RANDY W	320	5,533.70	5,102.09	765.31	70.00	5,937.40	C	6/30/09
	--CITY--		3,706.40	2,929.44	439.42	.00	3,368.86		
02-203964	LEE LORIE W III	110	279.81	257.41	38.61	70.00	366.02	C	6/30/09
	--CITY--		77.82	48.05	7.21	.00	55.26		
02-204025	LUKY LYNN STORES INC	110	48.09	44.24	6.64	70.00	120.88	C	6/30/09
	--CITY--		13.38	8.26	1.24	.00	9.50		
02-204297	MILNER GERNE W PRES	110	1,016.49	935.11	140.27	70.00	1,145.38	C	6/30/09
	--CITY--		282.72	174.58	26.19	.00	200.77		
02-204317	MOODY PHILLIP GORDON	100	1,245.45	1,147.96	172.19	70.00	1,390.15	C	6/30/09
02-204318	MOORE BETTY	110	277.62	255.39	38.31	70.00	363.70	C	6/30/09
	--CITY--		77.22	47.68	7.15	.00	54.83		
02-204351	MULLINS BRUCE	100	2,236.00	2,060.98	309.15	70.00	2,440.13	C	6/30/09
02-204403	NEW HOME BUILDERS INC	110	8.74	8.04	1.21	70.00	79.25	C	6/30/09
	--CITY--		2.43	1.50	.23	.00	1.73		
02-204441	NU HOMEBUILDERS INC	110	133.35	122.67	18.40	70.00	211.07	C	6/30/09
	--CITY--		37.09	22.90	3.44	.00	26.34		

ABATED: 9/23/09

REVERSED: 7/06/09

RECEIPT#	NAME	DIST	TAX BEFORE EX.	TAX AFTER EX.	PENALTY	COST	R-REAL TOTAL TAX	P-PER C-COM	DATE
02-204503	PALMETTO LINEN SERVICES I	110	2,474.55	2,276.43	341.46	70.00	2,687.89	C	6/30/09
	--CITY--		688.26	424.99	63.75	.00	488.74		
02-204566	PAVILIONS DEVELOPMENT OF	110	10.93	10.06	1.51	70.00	81.57	C	6/30/09
	--CITY--		3.04	1.88	.28	.00	2.16		
02-204626	PEOPLE FOR POSITIVE TOMMO	110	631.75	581.17	87.18	70.00	738.35	C	6/30/09
	--CITY--		175.71	108.50	16.28	.00	124.78		
02-204653	PHILLIP DOWLING HOMES INC	100	46.96	43.28	6.49	70.00	119.77	C	6/30/09
02-205955	SIR MICHAELS LIMOUSINE SE	100	3,684.93	3,396.49	509.47	70.00	3,975.96	C	6/30/09
02-206531	WALKER DAVID A	130	66.00	60.93	9.14	70.00	140.07	C	6/30/09
02-206689	WOODROW LYDE	110	216.41	199.08	29.86	70.00	298.94	C	6/30/09
	--CITY--		60.19	37.17	5.58	.00	42.75		
02-206708	WRIGHT MEAVIN	110	37.16	34.18	5.13	70.00	109.31	C	6/30/09
	--CITY--		10.34	6.39	.96	.00	7.35		
02-207457	STALVEY DOOR	100	140.87	129.84	19.48	70.00	219.32	C	6/30/09
02-207603	WOOD HANN INVESTMENTS INC	100	268.32	247.32	37.10	70.00	354.42	C	6/30/09
02-208216	MCFADDEN DAVIS LILLIE	110	4.37	4.02	.60	70.00	74.62	C	6/30/09
	--CITY--		1.22	.76	.11	.00	.87		
02-208366	LEE SIMON	110	4.37	4.02	.60	15.00	19.62	C	6/30/09
	--CITY--		1.22	.76	.11	.00	.87		
02-208394	WINSOME INC	110	338.83	311.70	46.76	70.00	428.46	C	6/30/09
	--CITY--		94.24	58.19	8.73	.00	66.92		
02-208463	PARKER ERIC	320	188.50	173.80	25.07	15.00	214.87	C	6/30/09
	--CITY--		126.25	99.78	14.97	.00	114.75		
02-208493	BINES CARL	410	111.01	103.66	15.55	15.00	134.21	C	6/30/09
	--CITY--		37.80	17.19	2.58	.00	19.77		
03-002077	ASKINS CARSON B III	320	54.34	46.86	7.03	135.00	188.89	R	6/30/09
	--CITY--		39.82	27.92	4.19	.00	32.11		
03-018599	ELDRED NATHAN & TERESA T	130	101.51	88.44	13.27	135.00	236.71	R	6/30/09
	--CITY--		100.20	87.35	13.10	105.00	205.45		
03-019757	FERGIN TONY M	310	50.76	44.28	6.64	105.00	155.92	R	6/30/09
03-019807	FELDER ELIZAH	130	48.34	42.01	6.30	135.00	183.31	R	6/30/09
03-020373	FLEMING ANNETTE	230	62.77	34.70	5.21	135.00	174.91	R	6/30/09
03-024612	GRAHAM JAMES FRANKLIN	220	245.07	217.14	32.57	135.00	384.71	R	6/30/09
03-025037	GRANT ADA &	301	41.82	36.77	5.52	110.00	152.29	R	6/30/09
03-036660	KNIGHT DON M	301	57.51	50.62	7.59	135.00	193.21	R	6/30/09
03-036662	KNIGHT DON M	320	29.43	25.47	3.82	105.00	134.29	R	6/30/09
03-039027	LIU SHUN WEN	--CITY--	21.57	15.27	2.29	.00	17.56		
03-039032	LIU SHUN WEN & ANN CHIN	320	33.96	29.28	4.39	135.00	168.67	R	6/30/09
	--CITY--		24.89	17.45	2.62	.00	20.07		

RECEIPT#	NAME	DIST	TAX BEFORE EX.	TAX AFTER EX.	PENALTY	COST	R-REAL TOTAL TAX	P-PER C-COM	DATE NB
03-042631	MCCUTCHEON MARSHALL S	320	38.49	16.68	2.50	105.00	124.18	R	6/30/09
	--CITY--		28.20	15.65	REVERSED: 7/02/09	.00	PAID: 18.00		9/16/09
03-051634	PIGOTT LISTON	100	23.67	11.86	1.78	135.00	148.64	R	6/30/09
03-052013	PORIER RONNIE	301	47.05	24.00	3.60	135.00	162.60	R	6/30/09
03-054536	REID PAUL R JR	400	41.67	37.02	5.55	135.00	177.57	R	6/30/09
03-058188	SHEPFIELD LOUISA	300	58.66	51.13	7.67	135.00	193.80	R	6/30/09
03-075743	HANNA RANDALL	230	1,095.55	605.46	90.82	15.00	711.28	R	6/30/09
03-076191	H & S HOMES LLC	510	15.38	13.82	2.07	15.00	30.89	R	6/30/09
	--CITY--		2.64	.00	.00	.00	.00		
03-076192	H & S HOMES LLC	510	15.38	13.88	2.08	15.00	30.96	R	6/30/09
	--CITY--		2.64	.00	.00	.00	.00		
03-200843	BRITTON HARRY LEE	500	172.64	163.42	24.51	70.00	257.93	C	6/30/09
03-200852	BROWDER LYNN COKER	310	777.19	720.78	108.12	70.00	898.90	C	6/30/09
03-201015	CARRAWAY SHIRLEY S	320	6.79	6.26	.94	70.00	77.20	C	6/30/09
	--CITY--		4.98	4.14	.62	.00	4.76		
03-201097	CHASE OIL COMPANY INC	110	331.33	305.96	45.89	40.00	391.85	C	6/30/09
	--CITY--		86.94	53.75	8.06	.00	61.81		
03-201099	CHASE OIL COMPANY INC	100	191.73	177.36	26.60	40.00	243.96	C	6/30/09
03-201101	CHASE OIL COMPANY INC	110	234.02	216.10	32.42	40.00	288.52	C	6/30/09
	--CITY--		61.41	37.97	5.70	.00	43.67		
03-201102	CHASE OIL COMPANY INC	110	1,897.62	1,752.35	262.85	40.00	2,055.20	C	6/30/09
	--CITY--		497.95	307.86	46.18	.00	354.04		
03-201103	CHASE OIL COMPANY INC	100	423.69	391.94	58.79	40.00	490.73	C	6/30/09
03-201104	CHASE OIL COMPANY INC	100	3,188.35	2,949.42	442.41	40.00	3,431.83	C	6/30/09
03-201105	CHASE OIL COMPANY INC	100	563.35	521.14	78.17	40.00	639.31	C	6/30/09
03-201106	CHASE OIL COMPANY INC	320	74.71	68.86	10.33	40.00	119.19	C	6/30/09
	--CITY--		54.75	45.44	6.82	.00	52.26		
03-202086	COX HARVEY	100	908.93	840.82	126.12	70.00	1,036.94	C	6/30/09
03-202411	DYNEGY CONNECT GP INC	110	20,593.50	19,016.96	2,852.54	70.00	21,939.50	C	6/30/09
	--CITY--		5,403.90	3,341.04	501.16	.00	3,842.20		
03-202418	EADDY LUCIUS B	210	742.31	692.11	103.82	70.00	865.93	C	6/30/09
	--CITY--		249.04	122.28	18.34	.00	140.62		
03-202420	EADDY WALLACE	100	16.57	15.33	2.30	70.00	87.63	C	6/30/09
03-202519	FASHION UNLIMITED BEAUTY	110	20.85	19.25	2.89	70.00	92.14	C	6/30/09
	--CITY--		5.47	3.38	.51	.00	3.89		
03-202847	GINKO FOLK ART INC	320	242.25	223.27	33.49	40.00	296.76	C	6/30/09
	--CITY--		177.51	147.32	22.10	.00	169.42		
03-203017	HASKLDEN CAROL	310	437.48	405.73	60.86	70.00	536.59	C	6/30/09
03-203029	HAYES WILLIAM JR	320	144.90	133.55	20.03	70.00	223.58	C	6/30/09
	--CITY--		106.18	88.12	13.22	.00	101.34		

RECEIPT#	NAME	DIST	TAX BEFORE EX.	TAX AFTER EX.	PENALTY	COST	R-REAL TOTAL TAX	P-PER C-COM	DATE
03-203030	HAYES WILLIAM JR	320 --CITY--	151.69 111.15	139.81 92.25	20.97 13.84	70.00 .00	230.78 106.09	C	6/30/09
03-203175	HUCKS IVAN	130	16.92	15.68	2.35	40.00	58.03	C	6/30/09
03-203404	J P ENTERPRISES OF FLOREN	110 --CITY--	3,584.40 940.58	3,310.00 581.53	496.50 87.23	70.00 .00	3,876.50 668.76	C	6/30/09
03-203423	JAMISON ROBERT G II	110 --CITY--	67.19 17.63	62.05 10.90	9.31 1.64	70.00 .00	141.36 12.54	C	6/30/09
03-203541	KENNEDY WILLIAM T	110 --CITY--	183.04 48.03	169.03 29.70	25.35 4.46	70.00 .00	264.38 34.16	C	6/30/09
03-203558	KING MARY LINDA	100	113.62	105.11	15.77	70.00	190.88	C	6/30/09
03-203632	LANE RANDY W	320 --CITY--	6,515.79 4,774.60	6,005.29 3,962.51	900.79 594.38	70.00 .00	6,976.08 4,556.89	C	6/30/09
03-203981	LEE LORIE W III	110 --CITY--	347.55 91.20	320.94 56.39	48.14 8.46	40.00 .00	409.08 64.85	C	6/30/09
03-203985	LEE SIMON	110 --CITY--	4.63 1.22	4.28 .76	.64 .11	70.00 .00	74.92 .87	C	6/30/09
03-204043	LUKY LYNN STORES INC	110 --CITY--	97.31 25.54	89.86 15.79	13.48 2.37	70.00 .00	173.34 18.16	C	6/30/09
03-204202	MCCLAM PLUMBING COMPANY I	100	37.87	35.03	5.25	70.00	110.28	C	6/30/09
03-204209	MCDANIEL CASTENER	110 --CITY--	9.27 2.43	8.56 1.50	1.28 .23	70.00 .00	79.84 1.73	C	6/30/09
					REVERSED: 7/06/09		PAID:	11/02/09	
03-204221	MCFADDEN DAVIS LILLIE	110 --CITY--	4.63 1.22	4.28 .76	.64 .11	40.00 .00	44.92 .87	C	6/30/09
03-204309	MILLIGAN ELAINE B	100	4.73	4.38	.66	70.00	75.04	C	6/30/09
03-204312	MILNER GENE W PRES	110 --CITY--	1,186.30 311.30	1,095.48 192.47	164.32 28.87	70.00 .00	1,329.80 221.34	C	6/30/09
03-204333	MOODY PHILLIP GORDON	100	1,585.89	1,467.05	220.06	40.00	1,727.11	C	6/30/09
03-204334	MOORE BETTY	110 --CITY--	335.97 88.16	310.25 54.51	46.54 8.18	70.00 .00	426.79 62.69	C	6/30/09
03-204364	MULLINS BRUCE	100	2,726.78	2,522.44	378.37	70.00	2,970.81	C	6/30/09
03-204412	NEW HOME BUILDERS INC	110 --CITY--	13.90 3.65	12.84 2.26	1.93 .34	70.00 .00	84.77 2.60	C	6/30/09
					REVERSED: 7/06/09		ABATED:	9/23/09	
03-204448	NU HOMEBUILDERS INC	110 --CITY--	183.04 48.03	169.03 29.70	25.35 4.46	40.00 .00	234.38 34.16	C	6/30/09
03-204568	PALMETTO LINEN SERVICES I	110 --CITY--	5,078.86 1,332.74	4,690.05 823.99	703.51 123.60	70.00 .00	5,463.56 947.59	C	6/30/09



RECEIPT#	NAME	DIST	TAX BEFORE EX.	TAX AFTER EX.	PENALTY	COST	R-REAL TOTAL TAX	P-PER C-COM	DATE NB
03-204628	PAVILIONS DEVELOPMENT OF	110	9.27	8.56	1.28	70.00	79.84	C	6/30/09
	--CITY--		2.43	1.50	.23	.00	1.73		
03-204690	PEOPLE FOR POSITIVE TOMMO	110	736.81	680.40	102.06	70.00	852.46	C	6/30/09
	--CITY--		193.34	119.54	17.93	.00	137.47		
03-204783	PICCADILLY CAFETERIAS INC	110	1,128.38	1,042.00	156.30	70.00	1,268.30	C	6/30/09
	--CITY--		296.10	183.07	27.46	.00	210.53		
03-205385	R & R FRAMERS INC	340	273.73	253.86	38.08	70.00	361.94	C	6/30/09
					REVERSED: 7/06/09				
03-205683	SINGLETARY ANNETTE G	310	4.89	4.54	.68	70.00	75.22	C	6/30/09
03-205687	SIR MICHAELS LIMOUSINE SE	100	4,291.37	3,969.78	595.47	70.00	4,635.25	C	6/30/09
03-205776	STALVEY DOOR	110	113.53	104.84	15.73	70.00	190.57	C	6/30/09
	--CITY--		29.79	18.42	2.76	.00	21.18		
03-205822	SUB 5 LLC	320	676.94	623.90	93.59	40.00	757.49	C	6/30/09
	--CITY--		496.04	411.67	61.75	.00	473.42		
03-205848	SUTTON LAUNE	320	18.11	16.69	2.50	70.00	89.19	C	6/30/09
	--CITY--		13.27	11.02	1.65	.00	12.67		
03-205948	THOMPSON OIL & GAS COMPAN	330	3,511.46	3,236.35	485.45	40.00	3,761.80	C	6/30/09
	--CITY--		854.60	238.09	35.71	.00	273.80		
03-206228	WALKER DAVID A	130	84.60	78.39	11.76	70.00	160.15	C	6/30/09
03-206388	WOOD HANN INVESTMENTS INC	100	201.20	186.12	27.92	70.00	284.04	C	6/30/09
03-206393	WOODROW LYDE	110	271.09	250.34	37.55	70.00	357.89	C	6/30/09
	--CITY--		71.14	43.99	6.60	.00	50.59		
03-206412	WRIGHT MELVIN	110	46.34	42.79	6.42	70.00	119.21	C	6/30/09
	--CITY--		12.16	7.52	1.13	.00	8.65		
03-207119	CYPRESS POINT INC	110	60.24	55.63	8.34	40.00	103.97	C	6/30/09
	--CITY--		15.81	9.78	1.47	.00	11.25		
03-207153	MOSS ENTERPRISES INC	110	4,300.35	3,971.14	595.67	40.00	4,606.81	C	6/30/09
	--CITY--		1,128.45	697.68	104.65	.00	802.33		
03-207277	APPLE ANNIES INC	100	684.06	632.80	94.92	40.00	767.72	C	6/30/09
03-207310	COMPASS ONE LLC	100	684.06	632.80	94.92	40.00	767.72	C	6/30/09
03-207319	DAVIS LISA TALBERT	110	669.61	618.35	92.75	70.00	781.10	C	6/30/09
	--CITY--		175.71	108.64	16.30	.00	124.94		
03-207322	DCB PARTY SHOPS LLC	100	684.06	632.80	94.92	40.00	767.72	C	6/30/09
03-207384	JONES RAY	130	698.51	647.25	97.09	40.00	784.34	C	6/30/09
					REVERSED: 7/06/09				
03-207385	JORDAN SHEILA	100	684.06	632.80	94.92	70.00	797.72	C	6/30/09
03-207399	MAC STAR ENTERPRISES LLC	110	669.61	618.35	92.75	40.00	751.10	C	6/30/09
	--CITY--		175.71	108.64	16.30	.00	124.94		
03-207400	MACK LEWIS	110	669.61	618.35	92.75	40.00	751.10	C	6/30/09
	--CITY--		175.71	108.64	16.30	.00	124.94		

NULLIBONAS ADDED 5/21/09 - 2/03/10 REAL, PERSONAL, & COMMERCIAL PROPERTY

RECEIPT#	NAME	DIST	TAX BEFORE EX.	TAX AFTER EX.	PENALTY	COST	R-REAL TOTAL TAX	P-FER C-COM	DATE
03-207451	RHULAND STANFORD WILLIAM	410	759.49	708.23	106.23	40.00	854.46	C	6/30/09
	--CITY--		260.10	115.27	17.29	.00	132.56		
03-207572	WINSOME INC	130	319.04	295.63	44.34	40.00	379.97	C	6/30/09
03-207809	PARKER ERIC	320	190.18	175.28	26.29	65.00	266.57	C	6/30/09
	--CITY--		139.36	115.66	17.35	.00	133.01		
03-207915	MORRIS CORRIE	410	152.42	142.13	21.32	45.00	208.45	C	6/30/09
	--CITY--		52.20	23.14	3.47	.00	PAID: 26.61	2/02/10	
03-208218	BINES CARL	410	120.89	112.73	16.91	70.00	199.64	C	6/30/09
	--CITY--		41.40	18.35	2.75	.00	PAID: 21.10	2/02/10	
03-208316	STRICKLAND DEAN JR	410	78.84	73.52	11.03	15.00	99.55	C	6/30/09
	--CITY--		27.00	11.97	1.80	.00	13.77		
03-208366	QUINN HAYDEN	130	26.59	24.64	3.70	40.00	68.34	C	6/30/09
04-002097	ASKINS CARSON B III	320	55.63	48.44	7.27	110.00	165.71	R	6/30/09
	--CITY--		39.82	29.46	4.42	.00	33.88		
04-015375	DAVIS JR JAKE	100	24.05	12.39	1.86	105.00	119.25	R	6/30/09
04-018620	ELDRD NATHAN & TERESA T	130	104.24	91.68	13.75	135.00	240.43	R	6/30/09
							ARATED: 12/01/09		
04-019814	FEAGIN TONY M	310	102.42	90.08	13.51	135.00	238.59	R	6/30/09
04-019864	FELDER ELIJAH	400	83.21	73.21	10.98	110.00	194.19	R	6/30/09
04-019871	FELDER ELIJAH	130	52.12	45.89	6.88	135.00	187.77	R	6/30/09
04-020457	FLEMING ANNETTE	130	49.64	43.56	6.53	135.00	185.09	R	6/30/09
04-024667	GRAHAM JAMES FRANKLIN	230	67.94	40.28	6.04	135.00	181.32	R	6/30/09
04-025088	GRANT ADA &	220	268.65	241.82	36.27	135.00	413.09	R	6/30/09
04-034357	JONES DAVID	100	36.08	31.59	4.74	105.00	141.33	R	6/30/09
							PAID: 10/01/09		
04-034358	JONES DAVID	100	43.29	37.91	5.69	135.00	178.60	R	6/30/09
04-034359	JONES DAVID	100	43.29	37.91	5.69	135.00	178.60	R	6/30/09
04-036843	KNIGHT DON M	301	42.69	37.84	5.68	135.00	178.52	R	6/30/09
04-036845	KNIGHT DON M	301	58.70	52.08	7.81	135.00	194.89	R	6/30/09
04-039226	LIU SHUN WEN	320	30.13	26.33	3.95	105.00	135.28	R	6/30/09
	--CITY--		21.57	16.09	2.41	.00	18.50		
04-039231	LIU SHUN WEN & ANN CHIN	320	34.77	30.28	4.54	135.00	169.82	R	6/30/09
	--CITY--		24.89	18.41	2.76	.00	21.17		
04-042835	MCCUTCHEON MARSHALL S	320	39.41	17.91	2.69	135.00	155.60	R	6/30/09
	--CITY--		28.20	17.28	2.59	.00	PAID: 19.87	9/16/09	
04-043183	MCELEVEEN RODNEY	100	48.10	42.27	6.34	110.00	158.61	R	6/30/09
04-051538	PERKINS MARY E	100	52.91	46.51	6.98	110.00	163.49	R	6/30/09
04-051692	PETERSON ROBERT J & ANGEL	410	66.61	24.55	3.68	135.00	163.23	R	6/30/09
	--CITY--		26.10	.00	.00	.00	.00		
04-052400	PORTER RONNIE	301	48.02	25.30	3.80	135.00	164.10	R	6/30/09

RECEIPT#	NAME	DIST	TAX BEFORE EX.	TAX AFTER EX.	PENALTY	COST	R-REAL TOTAL TAX	P-PER C-COM	DATE NB
04-054980	REID PAUL R JR	400	36.71	32.25	4.84	135.00	172.09	R	6/30/09
04-058581	SHEFFIELD LOUISA	300	59.95	52.71	7.91	135.00	195.62	R	6/30/09
04-061146	SPRINGS CECIL	310	37.47	33.05	4.96	135.00	173.01	R	6/30/09
04-069447	WHEELER TAMMY M & MCCRAY	380	42.62	37.22	5.58	135.00	177.80	R	6/30/09
04-074865	RHOEFETER HARRY D	100	86.58	.00	.00	.00	.00	R	6/30/09
04-074889	BENNETT BELER ESTELL &	100	432.90	.00	.00	.00	.00	R	6/30/09
04-074907	HILBURN J T	200	290.27	.00	.00	.00	.00	R	6/30/09
04-075029	JOHNSON SYLVESTER (LE)	400	467.38	.00	.00	.00	.00	R	6/30/09
04-075230	H & S HOMES LLC	510	16.06	14.56	2.18	15.00	31.74	R	6/30/09
	--CITY--		2.64	.00	.00	.00	.00		
04-075231	H & S HOMES LLC	510	16.06	14.61	2.19	15.00	31.80	R	6/30/09
	--CITY--		2.64	.00	.00	.00	.00		
04-075340	EVANS WILLIAM J	130	37.23	.00	.00	.00	.00	R	6/30/09
04-075552	YOUNG TERNA	100	1,038.96	910.22	136.53	115.00	1,161.75	R	6/30/09
04-200003	A & B FLORIST & GREENERY	100	815.30	757.54	113.63	40.00	911.17	C	6/30/09
					REVERSED: 7/06/09		ABATED:		12/30/09
04-200388	ALFORD CARL L	320	194.71	180.40	27.06	40.00	247.46	C	6/30/09
	--CITY--		139.36	118.74	17.81	.00	136.55		
04-200946	BRITTON HARRY LEE	500	211.18	200.79	30.12	40.00	270.91	C	6/30/09
04-200960	BROWDER LYNN COKER	310	874.30	814.67	122.20	40.00	976.87	C	6/30/09
04-200962	BROWN ANGELA S	330	669.90	620.66	93.10	40.00	753.76	C	6/30/09
	--CITY--		159.24	53.80	8.07	.00	61.87		
04-200963	BROWN ANGELA S	330	669.90	620.66	93.10	40.00	753.76	C	6/30/09
	--CITY--		159.24	53.80	8.07	.00	61.87		
04-201071	CAROLINA CONSTRUCTION ASS	100	69.75	64.81	9.72	40.00	114.53	C	6/30/09
04-201968	COX HARVEY	100	1,014.91	943.01	141.45	40.00	1,124.46	C	6/30/09
04-202032	CYPRESS POINT INC	100	103.42	96.09	14.41	40.00	150.50	C	6/30/09
04-202121	DCB PARTY SHOPS LLC	100	764.79	710.61	106.59	40.00	857.20	C	6/30/09
04-202323	DOLLARD GEORGE	310	721.68	672.68	100.90	40.00	813.58	C	6/30/09
04-202360	DYNEGY CONNECT GP INC	110	23,651.27	21,940.14	3,231.02	40.00	25,271.16	C	6/30/09
	--CITY--		6,106.14	3,775.21	566.28	.00	4,341.49		
04-202368	EADDY LUCIUS B	210	951.71	894.97	134.25	40.00	1,069.22	C	6/30/09
	--CITY--		293.04	171.63	25.74	.00	197.37		
04-202370	EADDY WALLACE	100	19.24	17.88	2.68	40.00	60.56	C	6/30/09
04-202480	FASHION UNLIMITED BEAUTY	110	25.91	24.04	3.61	40.00	67.65	C	6/30/09
	--CITY--		6.69	4.14	.62	.00	4.76		
04-202884	GIBSON SAMANTHA L	130	717.30	668.06	100.21	40.00	808.27	C	6/30/09
04-202966	GREEN ROBERT JR	110	680.60	631.36	94.70	40.00	766.06	C	6/30/09
	--CITY--		175.71	108.64	16.30	.00	124.94		
04-203090	HASELDEN CAROL	310	519.58	484.14	72.62	40.00	596.76	C	6/30/09
04-203105	HAYES WILLIAM JR	320	171.53	158.92	23.84	40.00	222.76	C	6/30/09
	--CITY--		122.77	104.60	15.69	.00	120.29		
04-203235	HOLT JOHN W III	210	214.35	201.57	30.24	40.00	271.81	C	6/30/09
	--CITY--		66.00	38.66	5.80	.00	44.46		

RECEIPT#	NAME	DIST	TAX BEFORE EX.	TAX AFTER EX.	PENALTY	COST	R-REAL TOTAL TAX	P-PER C-COM	DATE NB
04-203494	JAMES MANAGEMENT LTD	110 --CITY--	4,196.61 1,083.46	3,892.99 669.87	583.95 100.48	40.00 .00	4,516.94 770.35	C	6/30/09
04-203496	JAMISON ROBERT G II	110 --CITY--	75.36 19.46	69.91 12.03	1.80	40.00 .00	120.40 13.83	C	6/30/09
04-203521	JERRYS OF FLORENCE INC	100	495.43	460.33	69.05	40.00	569.38	C	6/30/09
04-203571	JONES RAY	130	789.28	735.10	110.27	40.00	885.37	C	6/30/09
04-203615	KAY BEE TOY & HOBBY SHOPS	110 --CITY--	666.47 172.06	618.25 106.38	92.74 15.96	40.00 .00	750.99 122.34	C 1/21/10	6/30/09
04-203630	KENNEDY WILLIAM T	110 --CITY--	221.37 57.15	205.35 35.33	30.80 5.30	40.00 .00	276.15 40.63	C	6/30/09
04-203648	KING MARY LINDA	100	149.11	138.55	20.78	40.00	199.33	C	6/30/09
04-203724	LANE RANDY W	320 --CITY--	7,718.94 5,524.47	7,151.58 4,706.95	1,072.74 706.04	40.00 .00	8,264.32 5,412.99	C 12/30/09	6/30/09
04-203728	LANGSTON ENTERPRISES INC	110 --CITY--	1,785.09 460.86	1,655.94 284.93	248.39 42.74	40.00 .00	1,944.33 327.67	C	6/30/09
04-203730	LANGSTON ENTERPRISES INC	110 --CITY--	1,615.53 417.09	1,498.65 257.87	224.80 38.68	40.00 .00	1,763.45 296.55	C	6/30/09
04-203874	LEE SIMON	110 --CITY--	4.71 1.22	4.37 .76	.66 .11	40.00 .00	45.03 .87	C	6/30/09
04-203938	LYDE WOODROW V	110 --CITY--	214.31 55.33	198.81 34.21	29.82 5.13	40.00 .00	268.63 39.34	C 10/02/09	6/30/09
04-203990	MAC STAR ENTERPRISES LLC	110 --CITY--	748.89 193.34	694.71 119.54	104.21 17.93	40.00 .00	838.92 137.47	C	6/30/09
04-204126	MCCLAM PLUMBING COMPANY I	100	38.48	35.76	5.36	40.00	81.12	C	6/30/09
04-204254	MILNER GENE W PRES	110 --CITY--	1,325.87 342.30	1,229.95 211.63	184.49 31.74	40.00 .00	1,454.44 243.37	C	6/30/09
04-204277	MOODY PHILLIP GORDON	100	1,911.98	1,776.53	266.48	40.00	2,083.01	C	6/30/09
04-204278	MOORE BETTY	110 --CITY--	388.58 100.32	369.47 62.02	54.07 9.30	40.00 .00	454.54 71.32	C	6/30/09
04-204301	MOSS ENTERPRISES INC	130	5,735.90	5,342.15	801.32	40.00	6,183.47	C	6/30/09
04-204319	MULLINS BRUCE	100	3,169.79	2,945.23	441.78	40.00	3,427.01	C	6/30/09
04-204365	NEW HOME BUILDERS INC	110 --CITY--	14.13	13.11	1.97	40.00	55.08	C	6/30/09
04-204404	NU HOMEBUILDERS INC	110 --CITY--	3.65	2.26	.34	.00	2.60	C 9/23/09	6/30/09
			235.50	218.46	32.77	40.00	291.23	C	6/30/09
			60.80	37.59	5.64	.00	43.23		

RECEIPT#	NAME	DIST	TAX BEFORE EX.	TAX AFTER EX.	PENALTY	COST	R-REAL TOTAL TAX	P-PER C-COM	DATE
04-204542	PALMETTO DRY CLEANERS INC	500	1,274.02	1,211.32	181.70	40.00	1,433.02	C	6/30/09
04-204587	PARKER ERIC	320	387.11	358.65	REVERSED: 53.80	40.00	452.46	C	11/25/09
	--CITY--		277.05	236.05	35.41	.00	271.46		6/30/09
04-204679	PEOPLE FOR POSITIVE TOMMO	100	841.75	782.12	117.32	40.00	939.44	C	6/30/09
04-204778	PIEDMONT AIRLINES INC	100	723.91	672.63	100.89	40.00	813.52	C	6/30/09
04-205384	R & R FRAMERS INC	340	334.73	311.90	46.79	40.00	398.69	C	6/30/09
04-205488	RHULAND STANFORD WILLIAM	410	730.45	676.27	REVERSED: 101.44	40.00	817.71	C	7/29/09
	--CITY--		286.20	131.67	19.75	.00	151.42		6/30/09
04-205752	SCOTT ROBERT	110	42.39	39.32	5.90	40.00	85.22	C	6/30/09
	--CITY--		10.94	6.76	1.01	.00	7.77		
04-205755	SDI SOUTH IRBY FLORENCE S	110	440.39	408.53	61.28	40.00	509.81	C	6/30/09
	--CITY--		113.70	70.30	10.55	.00	80.85		11/12/09
04-205807	SIR MICHAELS LIMOUSINE SE	100	4,793.17	4,453.60	668.04	40.00	5,161.64	C	6/30/09
04-205951	STATENIDE CONSTRUCTION IN	510	5,055.69	4,787.51	718.13	40.00	5,545.64	C	6/30/09
	--CITY--		831.07	183.24	REVERSED: 27.49	.00	210.73		12/09/09
04-205987	SUB 5 LLC	320	530.82	491.80	73.77	40.00	605.57	C	6/30/09
	--CITY--		379.91	323.69	48.55	.00	372.24		
04-206014	SUTTON LAUNE	320	23.18	21.48	3.22	40.00	64.70	C	6/30/09
	--CITY--		16.59	14.14	2.12	.00	16.26		
04-206111	THOMPSON OIL & GAS COMPAN	330	7,113.94	6,591.04	988.66	40.00	7,619.70	C	6/30/09
	--CITY--		1,691.02	571.26	85.69	.00	656.95		
04-206378	WALKER DAVID A	130	109.21	101.71	15.26	40.00	156.97	C	6/30/09
04-206419	WAY BUILDERS INC	110	16.49	15.30	2.30	40.00	57.60	C	6/30/09
	--CITY--		4.26	2.64	.40	.00	3.04		
04-206529	WINSOME INC	110	310.86	288.37	43.26	40.00	371.63	C	6/30/09
	--CITY--		80.26	49.62	7.44	.00	57.06		
04-206550	WOODROW LYDE	110	320.28	297.11	44.57	40.00	381.68	C	6/30/09
	--CITY--		82.69	51.13	7.67	.00	58.80		
04-206886	SHITAL INDUSTRIES LLC	110	1,987.62	1,843.82	276.57	40.00	2,160.39	C	6/30/09
	--CITY--		513.15	317.26	47.59	.00	364.85		
05-001215	ALTMAN SANDRA	220	30.13	19.74	2.96	115.00	137.70	R	6/30/09
05-002106	ASKINS CARSON B III	320	30.49	26.79	4.02	85.00	115.81	R	6/30/09
	--CITY--		21.57	15.96	2.39	.00	18.35		
05-003299	BARR FRANKLIN	100	34.92	30.37	4.56	40.00	74.93	R	6/30/09
	--CITY--		16.30	14.35	REVERSED: 2.15	90.00	106.50	R	11/17/09
05-003300	BARR FRANKLIN	100	16.30	14.35	REVERSED: 2.15	90.00	106.50	R	6/30/09
	--CITY--				REVERSED: 7/02/09		ABATED: 11/17/09		11/17/09

RECEIPT#	NAME	DIST	TAX BEFORE EX.	TAX AFTER EX.	PENALTY	COST	R-REAL TOTAL TAX	P-PER C-COM	DATE
05-003301	BARR FRANKLIN J	100	16.30	14.35	REVERSED: 2.15	40.00	56.50	R	6/30/09
							ABATED:	11/17/09	
05-003513	BARTELL RANDOLPH	220	39.17	35.44	REVERSED: 5.32	115.00	155.76	R	6/30/09
05-006252	BRINKLEY STEPHANIE E &	200	571.69	336.06	50.41	95.00	481.47	R	6/30/09
05-007586	BRYAN SONJA	400	19.42	17.57	2.64	40.00	60.21	R	6/30/09
05-008171	BURROUGHS HAYWARD	310	25.25	13.17	1.98	85.00	100.15	R	6/30/09
05-008901	CALHOUN GAYLE B	100	11.64	10.09	1.51	115.00	126.60	R	6/30/09
05-009385	CAPERS OLA MAE	311	26.90	13.97	2.10	115.00	131.07	R	6/30/09
05-010150	CAVALLANO MICHELLE	300	35.35	17.25	2.59	115.00	134.84	R	6/30/09
05-012699	COPELAND THEVERA	400	35.60	32.35	4.85	90.00	127.20	R	6/30/09
					REVERSED:		ABATED:	7/07/09	
05-015014	DAVIS JR JAKE	100	23.28	18.13	2.72	90.00	110.85	R	6/30/09
05-017713	EARP RAY & LINDA	130	33.56	17.48	2.62	75.00	95.10	R	6/30/09
					REVERSED:		PAID:	9/17/09	
05-018085	EDWIN HARRIETT	320	23.45	14.76	2.21	90.00	106.97	R	6/30/09
	--CITY--		16.59	9.84	1.48	.00	11.32		
05-018120	ELDRED NATHAN & TERESA T	130	45.54	39.84	5.98	115.00	160.82	R	6/30/09
					REVERSED:		ABATED:	12/01/09	
05-018125	ELDRIDGE GEORGE & FRANCES	200	109.34	99.10	14.87	70.00	183.97	R	6/30/09
05-018128	ELDRIDGE O GEORGE ETAL	200	299.90	175.65	26.35	90.00	292.00	R	6/30/09
05-018505	ENNIS BEULAH M	410	30.86	15.99	2.40	90.00	108.39	R	6/30/09
	--CITY--		10.55	.00	.00	.00	.00		
05-019280	FEAGIN TONY M	310	30.30	26.87	4.03	115.00	145.90	R	6/30/09
05-019323	FELDER ELIJAH	400	19.42	17.60	2.64	115.00	135.24	R	6/30/09
05-019330	FELDER ELIZAH	130	11.99	10.44	1.57	115.00	127.01	R	6/30/09
05-019917	FLENNING ANNETTE	130	4.79	4.18	.63	115.00	119.81	R	6/30/09
05-023767	GORDON TOMMY &	130	33.56	17.50	2.63	115.00	135.13	R	6/30/09
05-024092	GRAHAM JAMES FRANKLIN	230	31.24	22.55	3.38	115.00	140.93	R	6/30/09
05-024493	GRANT ADA &	220	75.33	67.80	10.17	115.00	192.97	R	6/30/09
05-026063	HAM FRED A	400	32.36	23.74	3.56	115.00	142.30	R	6/30/09
					REVERSED:		ABATED:	1/14/10	
05-026270	HAMMOND MARGARET S	400	135.91	123.55	18.53	90.00	232.08	R	6/30/09
05-026677	HANNA SAMPSON & DOROTHY	320	75.04	65.65	9.85	115.00	190.50	R	6/30/09
	--CITY--		53.09	38.85	5.83	.00	44.68		
05-028161	HEMINGWAY ROY M & GERALDI	100	62.86	31.68	4.75	115.00	151.43	R	6/30/09
05-028807	HICKSON MATTIE	410	46.29	41.97	6.30	115.00	163.27	R	6/30/09
	--CITY--		15.83	1.88	.28	.00	2.16		
05-030700	HUNSUCKER LISA A ETAL	100	41.90	21.26	3.19	115.00	139.45	R	6/30/09
05-031500	INTERMARK INVESTMENTS	310	17.68	15.73	2.36	115.00	133.09	R	6/30/09
					REVERSED:		ABATED:	12/08/09	
05-031503	INTERMARK INVESTMENTS	310	15.15	13.33	2.00	115.00	130.33	R	6/30/09
					REVERSED:		ABATED:	12/08/09	
05-031504	INTERMARK INVESTMENTS	310	17.68	15.73	2.36	115.00	133.09	R	6/30/09
05-031505	INTERMARK INVESTMENTS	310	35.35	31.21	4.68	115.00	150.89	R	6/30/09
					REVERSED:		PAID:	1/04/10	
05-031506	INTERMARK INVESTMENTS	310	17.68	15.73	2.36	115.00	133.09	R	6/30/09
					REVERSED:		PAID:	1/04/10	
05-032874	JOHNSON CARL W	100	23.28	14.61	2.19	115.00	131.80	R	6/30/09

RECEIPT#	NAME	DIST	TAX BEFORE EX.	TAX AFTER EX.	PENALTY	COST	R-REAL TOTAL TAX	P-PER C-COM	DATE NB
05-032953	JOHNSON DELAYNE	130	45.54	39.91	5.99	115.00	160.90	R	6/30/09
05-033550	JONES ARTHUR II	100	23.28	16.01	2.40	115.00	133.41	R	6/30/09
05-033635	JONES DAVID	100	11.64	10.11	1.52	115.00	126.63	R	6/30/09
05-033636	JONES DAVID	100	4.66	4.03	.60	115.00	PAID: 119.63	R	6/30/09
05-033637	JONES DAVID	100	4.66	4.03	.60	115.00	119.63	R	6/30/09
05-033999	JONES TEKESHA	230	40.61	23.67	3.55	115.00	142.22	R	6/30/09
05-034198	JORDAN JOYCE M	200	65.60	59.35	8.90	85.00	153.25	R	6/30/09
05-036026	KNIGHT DON M	301	29.59	26.43	3.96	115.00	145.39	R	6/30/09
05-036028	KNIGHT DON M	301	18.83	16.76	2.51	115.00	134.27	R	6/30/09
05-037741	LEE WAYNE W	130	23.97	16.70	2.51	115.00	134.21	R	6/30/09
05-038357	LIU SHUN WEN	320	25.80	22.65	3.40	115.00	141.05	R	6/30/09
	--CITY--		18.25	13.47	2.02	.00	15.49		
05-038361	LIU SHUN WEN & ANN CHIN	320	35.18	30.73	4.61	115.00	150.34	R	6/30/09
	--CITY--		24.89	18.14	2.72	.00	20.86		
05-038362	LIU SHUN WEN & ANN CHIN	320	11.73	10.18	1.53	115.00	126.71	R	6/30/09
	--CITY--		8.30	5.94	.89	.00	6.83		
05-038363	LIU SHUN WEN & ANN CHIN	320	28.14	24.50	3.68	90.00	118.18	R	6/30/09
	--CITY--		19.91	14.40	2.16	.00	16.56		
05-038686	LOVE JUANITA	130	62.32	54.74	8.21	115.00	177.95	R	6/30/09
05-041092	MCALLISTER STEVEN L &	110	480.66	238.25	35.74	90.00	363.99	R	6/30/09
	--CITY--		115.84	.00	.00	.00	.00		
05-041885	MCCUTCHEON MARSHALL S	320	23.45	10.35	1.55	115.00	126.90	R	6/30/09
	--CITY--		16.59	9.59	1.44	.00	PAID: 11.03	9/16/09	
05-042232	MCELEVEN RODNEY	100	30.26	26.42	3.96	115.00	145.38	R	6/30/09
05-042473	MCFADDEN DANIEL JR	310	47.98	42.45	6.37	115.00	163.82	R	6/30/09
05-042755	MCGEE LLOYD	301	67.25	59.84	8.98	115.00	183.82	R	6/30/09
05-043193	MCKENZIE LECCO	310	15.15	13.32	2.00	115.00	130.32	R	6/30/09
05-048197	NISSEN AL BUILDER OF SC I	110	396.37	344.69	51.70	75.00	471.39	R	6/30/09
	--CITY--		95.53	31.70	4.76	.00	36.46		
05-049686	PARKER OTIS	130	23.97	16.70	2.51	115.00	134.21	R	6/30/09
05-050531	PERKINS MARY E	100	4.66	4.02	.60	115.00	119.62	R	6/30/09
05-050686	PETERSON ROBERT J & ANGEL	410	30.86	15.82	2.37	115.00	133.19	R	6/30/09
	--CITY--		10.55	.00	.00	.00	.00		
05-051007	PIGOTT LISTON	100	23.28	18.13	2.72	115.00	135.85	R	6/30/09
05-051482	PORTER RONNIE	301	26.90	15.67	2.35	115.00	133.02	R	6/30/09
05-053151	PURVIS ELLA &	130	45.54	23.74	3.56	90.00	117.30	R	6/30/09
05-053987	REEVES GIRLEE W	130	520.15	270.73	40.61	75.00	386.34	R	6/30/09
05-054045	REID PAUL R JR	400	19.42	17.69	2.65	115.00	135.34	R	6/30/09
05-056224	SAMUEL ANDREW T	400	32.36	23.74	3.56	115.00	142.30	R	6/30/09
05-057503	SHAW DAVID	130	47.94	24.94	3.74	85.00	113.68	R	6/30/09
05-057612	SHEFFIELD LOUISA	300	5.05	4.32	.65	115.00	119.97	R	6/30/09
05-058124	SINGLETARY BOBBY	310	15.15	13.33	2.00	90.00	105.33	R	6/30/09
05-058181	SINGLETARY DAVID	310	171.70	83.86	12.58	40.00	136.44	R	6/30/09

RECEIPT#	NAME	DIST	TAX BEFORE EX.	TAX AFTER EX.	PENALTY	COST	R-REAL TOTAL TAX	P-FER C-COM	DATE NB
05-058829	SMITH ANNIE B	200	78.10	46.84	7.03	115.00	168.87	R	6/30/09
05-060185	SPRINGS CECIL	310	12.63	11.12	1.67	115.00	127.79	R	6/30/09
05-061572	STUCKEY ROBERT & SHIRLEY	200	734.14	430.16	64.52	90.00	584.68	R	6/30/09
					REVERSED: 7/02/09		PAID: 116.47	R	10/05/09
05-061581	STUCKEY SHIRLEY J & ROBER	200	68.73	40.41	6.06	70.00	116.47	R	6/30/09
					REVERSED: 7/02/09		PAID: 150.24	R	10/05/09
05-061806	SUMTER NETTIE	410	33.95	30.64	4.60	115.00	150.24	R	6/30/09
		--CITY--	11.61	.93	.14	.00	1.07		
05-062562	TAYLOR TERRY	100	55.87	48.75	7.31	115.00	171.06	R	6/30/09
05-062644	TED PARKER HOME SALES INC	100	242.11	211.37	31.71	90.00	333.08	R	6/30/09
					REVERSED: 11/11/09		ABATED: 515.03	R	11/11/09
05-062880	THOMAS BUFORD EARL	320	443.21	386.98	58.05	70.00	515.03	R	6/30/09
					REVERSED: 7/02/09		PAID: 262.53	R	10/01/09
		--CITY--	313.55	228.29	34.24	.00			
05-064177	TONIKA BARRON	320	23.45	12.22	1.83	115.00	129.05	R	6/30/09
		--CITY--	16.59	9.84	1.48	.00	11.32		
05-065137	UNKNOWN	110	34.17	29.63	4.44	135.00	169.07	R	6/30/09
		--CITY--	8.24	2.63	.39	.00	3.02		
05-066355	WATERS NAOMI H ETAL	110	63.78	55.51	8.33	140.00	203.84	R	6/30/09
		--CITY--	15.37	5.16	.77	.00	5.93		
05-067400	WHEELER TAMMY M & MCCRAY	380	14.37	12.71	1.91	115.00	129.62	R	6/30/09
05-068305	WILLIAMS ELIJAH	380	146.10	67.21	10.08	95.00	172.29	R	6/30/09
05-068418	WILLIAMS JAMES	130	57.53	50.30	7.55	115.00	172.85	R	6/30/09
					REVERSED: 7/07/09		ABATED: .00	R	7/07/09
05-075899	ROUSE MONROE ETAL	400	414.21	.00	.00	.00	.00	R	6/30/09
05-075929	MCKAY DOLLIE	100	86.14	.00	.00	.00	.00	R	6/30/09
05-075945	MILES LINDA	300	25.25	.00	.00	.00	.00	R	6/30/09
05-075973	SIMS LORIE	130	40.75	.00	.00	.00	.00	R	6/30/09
05-076014	MCLAUGHLIN PAULINE (LE)	130	469.81	.00	.00	.00	.00	R	6/30/09
05-076118	WILLIAMS LEROY & JANICE	100	451.63	.00	.00	.00	.00	R	6/30/09
05-076158	MCDOWELL MICHAEL	100	132.70	.00	.00	.00	.00	R	6/30/09
05-076381	GABRIEL ROBBIE & WILAHAMEN	110	359.92	.00	.00	.00	.00	R	6/30/09
		--CITY--	86.74	.00	.00	.00	.00		
05-100002	AAA TRANSMISSION	130	366.74	340.78	51.12	20.00	411.90	P	6/30/09
05-100021	ALEXANDER ASHLEY	130	16.78	15.59	2.34	20.00	37.93	P	6/30/09
05-100029	ALEXANDER ROBIN	330	49.25	45.69	6.85	20.00	72.54	P	6/30/09
		--CITY--	11.57	3.71	.56	.00	4.27		
05-100034	ALFORD KEVIN	510	288.33	272.72	40.91	20.00	333.63	P	6/30/09
		--CITY--	46.09	10.14	1.52	.00	11.66		
05-100047	ALLEN M	130	31.16	28.95	4.34	20.00	53.29	P	6/30/09
05-100065	ALTMAN JIMMY	510	363.54	343.86	51.58	20.00	415.44	P	6/30/09
		--CITY--	58.12	12.79	1.92	.00	14.71		
05-100105	ANDERSON THOMAS	110	97.95	90.65	13.60	20.00	124.25	P	6/30/09
		--CITY--	23.61	14.60	2.19	.00	16.79		



RECEIPT#	NAME	DIST	TAX BEFORE EX.	TAX AFTER EX.	PENALTY	COST	R-REAL TOTAL TAX	P-PER C-COM	DATE
05-100106	ANDERSON WALTER	100	41.90	38.85	5.83	20.00	64.68	P	6/30/09
05-100109	ANDERSON WILLIE	300	25.25	23.55	3.53	20.00	47.08	P	6/30/09
05-100113	ANDREWS MIKE	100	188.57	174.82	26.22	20.00	221.04	P	6/30/09
05-100115	ANSAY CHRISTOPHE	130	14.38	13.36	2.00	20.00	35.36	P	6/30/09
05-100129	ARD MARY	100	20.95	19.42	2.91	20.00	42.33	P	6/30/09
05-100130	ARD RHONDA	130	50.34	46.78	7.02	20.00	73.80	P	6/30/09
05-100132	ARD W	320	42.21	39.16	5.87	20.00	65.03	P	6/30/09
	--CITY--		29.86	25.23	3.78	.00	29.01		
05-100134	ARNETT GENE	110	20.50	18.97	2.85	20.00	41.82	P	6/30/09
	--CITY--		4.94	3.05	.46	.00	3.51		
05-100153	ATKINSON JR R	110	34.17	31.63	4.74	20.00	56.37	P	6/30/09
	--CITY--		8.24	5.10	.77	.00	5.87		
05-100154	ATKINSON MITCHELL	130	19.18	17.82	2.67	20.00	40.49	P	6/30/09
05-100166	AVERETTE GARY	110	45.56	42.17	6.33	20.00	68.50	P	6/30/09
	--CITY--		10.98	6.79	1.02	.00	7.81		
05-100168	AVIN CHRISTOPHE	100	88.46	82.01	12.30	20.00	114.31	P	6/30/09
05-100181	BAILEY AUTOMOTIVE	130	280.45	260.60	39.09	20.00	319.69	P	6/30/09
05-100195	BAILEY WILLIAM	100	16.30	15.11	2.27	20.00	37.38	P	6/30/09
05-100200	BAIRD BROKERAGE	100	123.38	114.39	17.16	20.00	151.55	P	6/30/09
05-100213	BAKER WILLIAM	130	40.75	37.87	5.68	20.00	63.55	P	6/30/09
05-100214	BAKER WILLIAM	130	19.18	17.82	2.67	20.00	40.49	P	6/30/09
05-100217	BALL DAVID	100	195.55	181.29	27.19	20.00	228.48	P	6/30/09
05-100222	BAREFOOT TIMOTHY	100	95.45	88.49	13.27	20.00	121.76	P	6/30/09
05-100232	BARNES KEVIN	100	23.28	21.58	3.24	20.00	44.82	P	6/30/09
05-100236	BARR CHARLES	130	16.78	15.59	2.34	20.00	37.93	P	6/30/09
05-100261	BAYLES LARRY	100	44.23	41.01	6.15	20.00	67.16	P	6/30/09
05-100274	BAXLEY JAMES	100	48.89	45.33	6.80	20.00	72.13	P	6/30/09
05-100284	BAXLEY THEODORE	500	146.03	138.73	20.81	20.00	179.54	P	6/30/09
05-100285	BAXLEY THOMAS	130	64.72	60.14	9.02	20.00	89.16	P	6/30/09
05-100288	BAZEN ALICE	130	76.70	71.27	10.69	20.00	101.96	P	6/30/09
05-100301	BEAMON DEBOY	100	20.95	19.42	2.91	20.00	42.33	P	6/30/09
05-100308	BECK FRANCES	110	18.22	16.86	2.53	20.00	39.39	P	6/30/09
	--CITY--		4.39	2.72	.41	.00	3.13		
05-100313	BECKETT M	130	105.47	98.00	14.70	20.00	132.70	P	6/30/09
05-100337	BERG ARTHUR	130	26.37	24.50	3.68	20.00	48.18	P	6/30/09
05-100338	BERG HARRY	110	68.34	63.25	9.49	20.00	92.74	P	6/30/09
	--CITY--		16.47	10.18	1.53	.00	11.71		
05-100347	BISCHKE LAWRENCE	100	48.89	45.33	6.80	20.00	72.13	P	6/30/09
05-100353	BLACK HUBERT	130	47.94	44.55	6.68	20.00	71.23	P	6/30/09
05-100378	BLANTON MARION	500	516.19	490.39	73.56	20.00	583.95	P	6/30/09
05-100380	BLEVINS GLEN	110	291.58	269.86	40.48	20.00	330.34	P	6/30/09
	--CITY--		70.27	43.44	6.52	.00	49.96		
05-100385	BORO SR JOHN	110	25.06	23.19	3.48	20.00	46.67	P	6/30/09
	--CITY--		6.04	3.74	.56	.00	4.30		

PAID: 11/25/09 REVERSED: 11/25/09

RECEIPT#	NAME	DIST	TAX BEFORE EX.	TAX AFTER EX.	PENALTY	COST	R-REAL TOTAL TAX	P-PER C-COM	DATE
05-100400	BOSWELL CHRISTOPHE	100	34.92	32.38	4.86	20.00	57.24	P	6/30/09
05-100405	BOUWER ISABEL	110	61.51	56.93	8.54	20.00	85.47	P	6/30/09
	--CITY--		14.82	9.16	1.37	.00	10.53		11/04/09
					REVERSED:				
05-100414	BRADFORD CRAIG	300	80.80	75.37	11.31	20.00	106.68	P	6/30/09
05-100421	BRANCH KATHLEEN	100	76.82	71.22	10.68	20.00	101.90	P	6/30/09
05-100426	BRANHAM MARTIN	100	16.30	15.11	2.27	20.00	37.38	P	6/30/09
05-100429	BRAISCHI RANDY	300	131.30	122.48	18.37	20.00	160.85	P	6/30/09
05-100436	BREW THOMAS	110	15.95	14.76	2.21	20.00	36.97	P	6/30/09
	--CITY--		3.84	2.37	.36	.00	2.73		
05-100437	BREWER ASHLEY	500	35.66	33.88	5.08	20.00	58.96	P	6/30/09
05-100446	BRITTON MICHAEL	320	114.91	106.60	15.99	20.00	142.59	P	6/30/09
	--CITY--		81.29	68.68	10.30	.00	78.98		
05-100448	BROACH JASON	400	61.48	58.26	8.74	20.00	87.00	P	6/30/09
05-100450	BROACH JONATHAN	400	29.12	27.59	4.14	20.00	51.73	P	6/30/09
05-100454	BROACH STEPHANIE	400	122.97	116.52	17.48	20.00	154.00	P	6/30/09
05-100455	BROACH SUSAN	400	174.74	165.58	24.84	20.00	210.42	P	6/30/09
05-100469	BROUGHTON DAVID	110	134.40	124.39	18.66	20.00	163.05	P	6/30/09
	--CITY--		32.39	20.02	3.00	.00	23.02		
05-100480	BROWN CLAUDE	400	19.42	18.40	2.76	20.00	41.16	P	6/30/09
05-100481	BROWN DANIEL	500	64.52	61.30	9.20	20.00	90.50	P	6/30/09
05-100494	BROWN KELVIN	230	106.22	100.45	15.07	20.00	135.52	P	6/30/09
05-100509	BROWN SR KENNETH	300	17.68	16.49	2.47	20.00	38.96	P	6/30/09
05-100511	BROWN WILLIAM	350	18.76	17.40	2.61	20.00	40.01	P	6/30/09
05-100519	BRUNSON KIMBERLY	100	37.25	34.54	5.18	20.00	59.72	P	6/30/09
05-100531	BRICE MICHAEL H	110	590.00	546.05	81.91	20.00	647.96	P	6/30/09
	--CITY--		142.19	87.90	13.19	.00	101.09		
05-100549	BURROWS PATRICK	110	284.75	263.54	39.53	20.00	323.07	P	6/30/09
	--CITY--		58.63	42.43	6.36	.00	48.79		
05-100554	BUTLER MICHAEL	130	14.38	13.36	2.00	20.00	35.36	P	6/30/09
05-100561	BYRD TYRONE	400	207.10	196.24	29.44	20.00	245.68	P	6/30/09
05-100564	C & M MOTORS INC DBA	130	242.10	224.96	33.74	20.00	278.70	P	6/30/09
05-100565	CAD FABRICATIONS INC	100	237.46	220.15	33.02	20.00	273.17	P	6/30/09
05-100587	CAMERON RANDALL	100	25.61	23.74	3.56	20.00	47.30	P	6/30/09
05-100600	CAMPBELL KEN	130	55.13	51.23	7.68	20.00	78.91	P	6/30/09
05-100601	CAMPBELL KENNETH	130	45.54	42.32	6.35	20.00	68.67	P	6/30/09
05-100606	CAMPBELL MITCHELL	230	303.03	286.57	42.99	20.00	349.56	P	6/30/09
05-100632	CARNES KAY	110	52.39	48.49	7.27	20.00	75.76	P	6/30/09
	--CITY--		12.63	7.81	1.17	.00	8.98		
05-100638	CARRAWAY C	130	52.73	49.00	7.35	20.00	76.35	P	6/30/09
05-100641	CARRAWAY LESLIE	130	40.75	37.87	5.68	20.00	63.55	P	6/30/09
05-100643	CARSON HARRY	100	79.15	73.38	11.01	20.00	104.39	P	6/30/09
05-100649	CARTER CHARLES	130	191.76	178.18	26.73	20.00	224.91	P	6/30/09
05-100656	CARTER RANDY	100	37.25	34.54	5.18	20.00	59.72	P	6/30/09
05-100658	CARTER ROBERT	210	240.20	226.12	33.92	20.00	280.04	P	6/30/09
	--CITY--		72.87	40.80	6.12	.00	46.92		

RECEIPT#	NAME	DIST	TAX BEFORE EX.	TAX AFTER EX.	PENALTY	COST	R-REAL TOTAL TAX	P-PER C-COM	DATE
05-100659	CARTER ROBERT	210 --CITY--	89.71 27.22	84.45 15.24	12.67 2.29	20.00 .00	117.12 17.53	P	6/30/09
05-100665	CARTER WM	320 --CITY--	16.42 11.61	15.23 9.81	2.28 1.47	20.00 .00	37.51 11.28	P	6/30/09
05-100666	CARTOS JILL	100	27.94	25.91	3.89	20.00	49.80	P	6/30/09
05-100668	CASE USED CARS	110 --CITY--	29.61 7.14	27.40 4.42	4.11 .66	20.00 .00	51.51 5.08	P	6/30/09
05-100671	CASHWELL JR RICHARD	400	498.34	472.21	70.83	20.00	563.04	P	6/30/09
05-100675	CATTS RICHARD	200	118.71	112.26	16.84	20.00	149.10	P	6/30/09
05-100711	CHRISTOPHER BERT	100	81.48	75.54	11.33	20.00	106.87	P	6/30/09
05-100727	CLARK T	110 --CITY--	84.29 20.31	78.01 12.56	11.70 1.88	20.00 .00	109.71 14.44	P	6/30/09
05-100736	CM AUTO SALES	130	62.32	57.91	8.69	20.00	86.60	P	6/30/09
05-100737	CM AUTO SALES	100	46.56	43.17	6.48	20.00	69.65	P	6/30/09
05-100738	COATES JAMIE	330 --CITY--	28.14 6.61	26.11 2.12	3.92 .32	20.00 .00	50.03 2.44	P	6/30/09
05-100768	COLEMAN CALVIN	100	23.28	21.58	3.24	20.00	44.82	P	6/30/09
05-100777	COLEY JR JAMES	100	41.90	38.85	5.83	20.00	64.68	P	6/30/09
05-100786	COLLINS DOYLE	100	48.89	45.33	6.80	20.00	72.13	P	6/30/09
05-100802	CONNOR & CONNER MOTO R CO	130	117.45	109.14	16.37	20.00	145.51	P	6/30/09
05-100820	COOKE DAVID	100	18.62	17.26	2.59	20.00	39.85	P	6/30/09
05-100821	COOKE DOUGLAS	320 --CITY--	171.19 121.11	158.80 102.33	23.82 15.35	20.00 .00	202.62 117.68	P	6/30/09
05-100836	COPELAND JR JERRY	110 --CITY--	138.96 33.49	128.61 20.70	19.29 3.11	20.00 .00	167.90 23.81	P	6/30/09
05-100837	CORBIN III HENRY	110 --CITY--	13.67 3.29	12.65 2.03	1.90 .30	20.00 .00	34.55 2.33	P	6/30/09
05-100839	CORL KELLI	110 --CITY--	175.41 42.27	162.34 26.13	24.35 3.92	20.00 .00	206.69 30.05	P	6/30/09
05-100843	COSTAS JR JOHN	110 --CITY--	20.50 4.94	18.97 3.05	2.85 .46	20.00 .00	41.82 3.51	P	6/30/09
05-100844	COTTLE RONALD	100	190.90	176.99	26.55	20.00	223.54	P	6/30/09
05-100848	COWARD B	300	40.40	37.69	5.65	20.00	63.34	P	6/30/09
05-100852	COWARD JERRY	300	196.95	183.71	27.56	20.00	231.27	P	6/30/09
05-100855	COWARD MARTY	500	64.52	61.30	9.20	20.00	90.50	P	6/30/09
05-100856	COWARD MARTY	500	23.77	22.58	3.39	20.00	45.97	P	6/30/09
05-100861	COX BARRY	510 --CITY--	28.21 4.51	26.68 .99	4.00 .15	20.00 .00	50.68 1.14	P	6/30/09

RECEIPT#	NAME	DIST	TAX BEFORE EX.	TAX AFTER EX.	PENALTY	COST	R-REAL TOTAL TAX	P-PER C-COM	DATE
05-100891	CRAFT JACK	110 --CITY--	43.28 10.43	40.06 6.45	6.01 .97	20.00 .00	66.07 7.42	P	6/30/09
05-100897	CRAMER SCOTT	100	204.86	189.93	28.49	20.00	238.42	P	6/30/09
05-100901	CRAWFORD VALERIE	100	130.37	120.87	18.13	20.00	159.00	P	6/30/09
05-100921	CULBERSON KENNETH	100	16.30	15.11	2.27	20.00	37.38	P	6/30/09
05-100935	DAGE TIMMY	100	13.97	12.95	1.94	20.00	34.89	P	6/30/09
05-100941	DALCISO JR JOSEPH	100	100.10	92.80	13.92	20.00	126.72	P	6/30/09
05-100942	DAMASK MICHAEL	130	26.37	24.50	3.68	20.00	48.18	P	6/30/09
05-100950	DANIELS MARVIN	130	83.90	77.96	11.69	20.00	109.65	P	6/30/09
05-100956	DAUGHERTY II DAVID	100	202.54	187.78	28.17	20.00	235.95	P	6/30/09
05-100957	DAUGHTRY C	110 --CITY--	31.89 7.69	29.51 4.76	4.43 .71	20.00 .00	53.94 5.47	P	6/30/09
05-100960	DAVIS B	500	217.34	206.48	30.97	20.00	257.45	P	6/30/09
05-100974	DAVIS LARRY	100	27.94	25.91	3.89	20.00	49.80	P	6/30/09
05-100978	DAVIS KONNIE	100	74.50	69.07	10.36	20.00	99.43	P	6/30/09
05-100981	DARKINS MARK	400	223.28	211.57	31.74	20.00	263.31	P	6/30/09
05-101018	DENNIS RODNEY	310	340.88	317.97	47.70	20.00	385.67	P	6/30/09
05-101020	DENNIS ROGER	310	80.80	75.37	11.31	20.00	106.68	P	6/30/09
05-101042	DORFETY THOMAS	400	22.65	21.46	3.22	20.00	44.68	P	6/30/09
05-101076	DRIGGERS T & V & M	100	27.94	25.91	3.89	20.00	49.80	P	6/30/09
05-101077	DRIGGERS TERRY	100	23.28	21.58	3.24	20.00	44.82	P	6/30/09
05-101078	DRIGGERS TERRY	100	183.51	170.50	25.58	20.00	216.08	P	6/30/09
05-101079	DRIGGERS THAD	100	328.25	304.32	45.65	20.00	369.97	P	6/30/09
05-101095	DUMPHY II ALLAN	110 --CITY--	154.90 37.33	143.36 23.08	21.50 3.46	20.00 .00	184.86 26.54	P PAID: 11/20/09	6/30/09
05-101096	DUNCAN DONNA	110 --CITY--	47.84 11.53	44.28 7.13	6.64 1.07	20.00 .00	70.92 8.20	P	6/30/09
05-101097	DUNCAN WARREN	110 --CITY--	52.39 12.63	48.49 7.81	7.27 1.17	20.00 .00	75.76 8.98	P	6/30/09
05-101104	DYCHES P	130	23.97	22.27	3.34	20.00	45.61	P	6/30/09
05-101105	DYCHES P	110 --CITY--	22.78 5.49	21.08 3.39	3.16 .51	20.00 .00	44.24 3.90	P	6/30/09
05-101110	EADDY FRANK	310	20.20	18.84	2.83	20.00	41.67	P	6/30/09
05-101121	EADDY LEVERN	200	196.81	186.12	27.92	20.00	234.04	P	6/30/09
05-101131	EAGERTON JR HOYT	110 --CITY--	159.46 38.43	147.58 23.76	22.14 3.56	20.00 .00	189.72 27.32	P PAID: 1/08/10	6/30/09
05-101132	EAGERTON JR HOYT	110 --CITY--	45.56 10.98	42.17 6.79	6.33 1.02	20.00 .00	68.50 7.81	P	6/30/09
05-101133	EAGERTON JR HOYT	110 --CITY--	66.06 15.92	61.14 9.84	9.17 1.48	20.00 .00	90.31 11.32	P	6/30/09
05-101137	ECKERT F	100	214.18	198.57	29.79	20.00	248.36	P	6/30/09
05-101153	EDWARDS TONY	100	20.95	19.42	2.91	20.00	42.33	P	6/30/09

RECEIPT#	NAME	DIST	TAX BEFORE EX.	TAX AFTER EX.	PENALTY	COST	R-REAL TOTAL TAX	P-PER C-COM	DATE NB
05-101166	ELLIS MARVIN	100	20.95	19.42	2.91	20.00	42.33	P	6/30/09
05-101175	ELMORE FRANK	100	18.62	17.26	2.59	20.00	39.85	P	6/30/09
05-101201	EVANS F	320	25.80	23.93	3.59	20.00	47.52	P	6/30/09
	--CITY--		18.25	15.42	2.31	.00	17.73		
05-101202	EVANS F	320	161.81	150.10	22.52	20.00	192.62	P	6/30/09
	--CITY--		114.47	96.72	14.51	.00	111.23		
05-101207	EVANS H	130	21.57	20.04	3.01	20.00	43.05	P	6/30/09
05-101209	EVANS III THOMAS	510	21.94	20.75	3.11	20.00	43.86	P	6/30/09
	--CITY--		3.51	.78	.12	.00	.90		
05-101220	EVANS JR WILLIAM	130	35.96	33.42	5.01	20.00	58.43	P	6/30/09
05-101224	EVANS MACK	300	53.03	49.47	7.42	20.00	76.89	P	6/30/09
05-101232	EVANS RICKEY	300	15.15	14.13	2.12	20.00	36.25	P	6/30/09
05-101233	EVANS ROBERT	130	50.34	46.78	7.02	20.00	73.80	P	6/30/09
05-101234	EVANS ROBERT	130	21.57	20.04	3.01	20.00	43.05	P	6/30/09
05-101238	EVANS TONY	380	141.31	131.30	19.70	20.00	171.00	P	6/30/09
05-101271	FENNEL BOBBY	200	24.99	23.63	3.54	20.00	47.17	P	6/30/09
05-101279	FENNEL TROY	500	37.36	35.49	5.32	20.00	60.81	P	6/30/09
05-101289	FIELDS PARLERE	130	14.38	13.36	2.00	20.00	35.36	P	6/30/09
05-101302	FINANCIAL INDEMNITY I NS	100	30.26	28.05	4.21	20.00	52.26	P	6/30/09
05-101304	FINCH TOMMY	100	13.97	12.95	1.94	20.00	34.89	P	6/30/09
05-101311	FLAHERTY S SEAN	110	34.17	31.63	4.74	20.00	56.37	P	6/30/09
	--CITY--		8.24	5.10	.77	.00	5.87		
05-101313	FLEGEL JOSEPH	400	87.37	82.79	12.42	20.00	115.21	P	6/30/09
05-101315	FLEMING STEPHEN	110	332.59	307.81	46.17	20.00	373.98	P	6/30/09
	--CITY--		80.15	49.55	7.43	.00	56.98		
05-101321	FLOWERS KEVIN	320	49.25	45.69	6.85	20.00	72.54	P	6/30/09
	--CITY--		34.84	29.44	4.42	.00	33.86		
05-101340	FLOYD JR EMMETT	310	22.73	21.20	3.18	20.00	44.38	P	6/30/09
05-101363	FLYNN JAMES	110	34.17	31.63	4.74	20.00	56.37	P	6/30/09
	--CITY--		8.24	5.10	.77	.00	5.87		
05-101367	FOLK ROBERT	110	63.78	59.03	8.85	20.00	87.88	P	6/30/09
	--CITY--		15.37	9.50	1.43	.00	10.93	PAID: 11/09/09	
05-101373	FORD JESSICA	130	155.81	144.78	21.72	20.00	186.50	P	6/30/09
05-101375	FORD JOSEPH	100	13.97	12.95	1.94	20.00	34.89	P	6/30/09
05-101412	FRIPP PAUL	110	22.78	21.08	3.16	20.00	44.24	P	6/30/09
	--CITY--		5.49	3.39	.51	.00	3.90		
05-101436	GALLOWAY JAMES	130	16.78	15.59	2.34	20.00	37.93	P	6/30/09
05-101440	GAMBLE KENNETH	320	545.21	505.75	75.86	20.00	601.61	P	6/30/09
	--CITY--		385.72	325.89	48.88	.00	374.77		
05-101449	GARNER TONY	130	79.10	73.50	11.03	20.00	104.53	P	6/30/09
05-101455	GARRIS ROBERT	110	68.34	63.25	9.49	20.00	92.74	P	6/30/09
	--CITY--		16.47	10.18	1.53	.00	11.71	PAID: 11/12/09	

RECEIPT#	NAME	DIST	TAX BEFORE EX.	TAX AFTER EX.	PENALTY	COST	R-REAL TOTAL TAX	P-PER C-COM	DATE
05-101464	GASTEN WYMAN	500	50.94	48.40	7.26	20.00	75.66	P	6/30/09
05-101473	GAYMON JACKIE	130	14.38	13.36	2.00	20.00	35.36	P	6/30/09
05-101477	GAYMON LLOYD	130	191.76	178.18	26.73	20.00	224.91	P	6/30/09
05-101481	GEORGE DAVID	100	251.42	233.09	34.96	20.00	288.05	P	6/30/09
05-101484	GEORGE JOSEPH	100	18.62	17.26	2.59	20.00	39.85	P	6/30/09
05-101488	GIBBONS DON	340	47.98	44.76	6.71	20.00	71.47	P	6/30/09
05-101500	GILBERT BENJAMIN	130	153.41	142.55	21.38	20.00	183.93	P	6/30/09
05-101503	GIORDANO ELIZABETH	100	174.60	161.87	24.28	20.00	206.15	P	6/30/09
05-101523	GODWIN II SANDY	310	22.73	21.20	3.18	20.00	44.38	P	6/30/09
05-101525	GODWIN LARRY	320	21.11	19.58	2.94	20.00	42.52	P	6/30/09
	--CITY--		14.93	12.61	1.89	.00	14.50		
05-101526	GODWIN LARRY	130	71.91	66.82	10.02	20.00	96.84	P	6/30/09
05-101536	GOLDMAN D	330	21.11	19.58	2.94	20.00	42.52	P	6/30/09
	--CITY--		4.96	1.59	.24	.00	1.83		
05-101537	GOLDMAN D	330	14.07	13.05	1.96	20.00	35.01	P	6/30/09
	--CITY--		3.31	1.07	.16	.00	1.23		
05-101579	GRAVES LARRY	100	39.58	36.70	5.51	20.00	62.21	P	6/30/09
05-101609	GRICE LAURIE	100	74.50	69.07	10.36	20.00	99.43	P	6/30/09
05-101618	GRIFFIN JR JOSEPH	110	104.79	96.99	14.55	20.00	131.54	P	6/30/09
	--CITY--		25.25	15.61	2.34	.00	17.95		
05-101620	GRIFFITH WILTON	100	34.92	32.38	4.86	20.00	57.24	P	6/30/09
05-101633	GULLEDGE PATRICIA	100	72.17	66.91	10.04	20.00	96.95	P	6/30/09
05-101643	HAIRE DAVID	110	50.12	46.39	6.96	20.00	73.35	P	6/30/09
	--CITY--		12.08	7.47	1.12	.00	8.59		
05-101650	HALL JR WAYNE	300	20.20	18.84	2.83	20.00	41.67	P	6/30/09
05-101653	HALL STEHANIE	300	20.20	18.84	2.83	20.00	41.67	P	6/30/09
05-101673	HAMRIC JR CHARLES	110	13.67	12.65	1.90	20.00	34.55	P	6/30/09
	--CITY--		3.29	2.03	.30	.00	2.33		
05-101675	HANCOCK JR EDWARD	110	216.41	200.29	30.04	20.00	250.33	P	6/30/09
	--CITY--		52.16	32.25	4.84	.00	37.09		
05-101687	HANNA JOHNATHAN	110	29.61	27.40	4.11	20.00	51.51	P	6/30/09
	--CITY--		7.14	4.42	.66	.00	5.08		
05-101691	HANNA RONALD	500	183.38	174.22	26.13	20.00	220.35	P	6/30/09
05-101703	HARDEE CHASE	130	105.47	98.00	14.70	20.00	132.70	P	6/30/09
05-101721	HARRELL JR ROBERT	100	88.46	82.01	12.30	20.00	114.31	P	6/30/09
05-101723	HARRELL SANDRA	100	20.95	19.42	2.91	20.00	42.33	P	6/30/09
05-101725	HARRELSON RANDY	500	101.88	96.79	14.52	20.00	131.31	P	6/30/09
05-101730	HARRINGTON P	130	26.37	24.50	3.68	20.00	48.18	P	6/30/09
05-101732	HARRINGTON W	130	119.85	111.37	16.71	20.00	148.08	P	6/30/09
05-101736	HARRIS JAMES	110	2,977.54	2,755.54	413.33	20.00	3,188.87	P	6/30/09
	--CITY--		717.54	443.57	66.54	.00	510.11		
05-101740	HARRIS W	100	60.53	56.12	8.42	20.00	84.54	P	6/30/09

RECEIPT#	NAME	DIST	TAX BEFORE EX.	TAX AFTER EX.	PENALTY	COST	R-REAL TOTAL TAX	P-PER C-COM	DATE NB
05-101742	HART LEROY	110 --CITY--	75.17 18.12	69.57 11.20	10.44 1.68	20.00 .00	100.01 12.88	P	6/30/09
05-101744	HART STEVENSON	100	18.62	17.26	2.59	20.00	39.85	P	6/30/09
05-101779	HATHORN JR VINCENT	110 --CITY--	66.06 15.92	61.14 9.84	9.17 1.48	20.00 .00	90.31 11.32	P	6/30/09
05-101787	HAWKINS R	130	57.53	53.46	8.02	20.00	81.48	P	6/30/09
05-101790	HAYES DAVID	100	83.81	77.70	11.66	20.00	109.36	P	6/30/09
05-101809	HELMICK BRUCE	120 --CITY--	39.58 2.13	36.70 .00	5.51 .00	20.00 .00	62.21 .00	P	6/30/09
05-101815	HENDERSON THOMAS	110 --CITY--	430.54 103.76	398.47 64.14	59.77 9.62	20.00 .00	478.24 73.76	P	6/30/09
05-101831	HERRING MICHAEL	100	46.56	43.17	6.48	20.00	69.65	P	6/30/09
05-101862	HILL CARL	100	25.61	23.74	3.56	20.00	47.30	P	6/30/09
05-101867	HILL JOHN	100	167.62	155.40	23.31	20.00	198.71	P	6/30/09
05-101890	HODGES REBECCA	400	427.15	404.75	60.71	20.00	485.46	P	6/30/09
05-101895	HOLCOMB R	100	20.95	19.42	2.91	20.00	42.33	P	6/30/09
05-101910	HOLLOMAN J	110 --CITY--	38.73 9.33	35.85 5.77	5.38 .87	20.00 .00	61.23 6.64	P	6/30/09
05-101913	HOLLOMAN STEPHEN	100	39.58	36.70	5.51	20.00	62.21	P	6/30/09
05-101921	HOLT JOHN	230	253.04	239.29	35.89	20.00	295.18	P	6/30/09
05-101930	HOPKINS PHILLIP	400	187.69	177.85	26.68	20.00	224.53	P	6/30/09
05-101937	HOWARD C	130	91.09	84.64	12.70	20.00	117.34	P	6/30/09
05-101939	HOWARD JR RALPH	100	123.38	114.39	17.16	20.00	151.55	P	6/30/09
05-101941	HOWARD T	320 --CITY--	28.14 19.91	26.11 16.82	3.92 2.52	20.00 .00	50.03 19.34	P	6/30/09
05-101980	HUMPHREY FRANCIS	130	285.24	265.05	39.76	20.00	324.81	P	6/30/09
05-101982	HUMPHREY SR F	130	83.90	77.96	11.69	20.00	109.65	P	6/30/09
05-102013	HUTCHINSON ROGER	130	79.10	73.50	11.03	20.00	104.53	P	6/30/09
05-102014	HUTCHINSON STEPHEN	300	55.55	51.82	7.77	20.00	79.59	P	6/30/09
05-102017	HUTCHINSON TERRY	310	83.33	77.73	11.66	20.00	109.39	P	6/30/09
05-102018	HUTCHINSON USED CA	100	13.97	12.95	1.94	20.00	34.89	P	6/30/09
05-102040	HYMAN ROBERT	400	48.54	46.00	6.90	20.00	72.90	P	6/30/09
05-102044	IKMER JIMMY	130	23.97	22.27	3.34	20.00	45.61	P	6/30/09
05-102059	J F L F	130	800.60	743.92	111.59	20.00	875.51	P	6/30/09
05-102062	JACKSON CAREY	100	258.41	239.57	35.94	20.00	295.51	P	6/30/09
05-102063	JACKSON DIANE	130	19.18	17.82	2.67	20.00	40.49	P	6/30/09
05-102068	JACKSON GLENN	110 --CITY--	312.09 75.21	288.84 46.49	43.33 6.97	20.00 .00	352.17 53.46	P	6/30/09
05-102071	JACKSON MCARTHUR	100	76.82	71.22	10.68	20.00	101.90	P	6/30/09
05-102075	JACKSON WILLIE	110 --CITY--	25.06 6.04	23.19 3.74	3.48 .56	20.00 .00	46.67 4.30	P	6/30/09
05-102081	JAMES DANIEL	100	81.48	75.54	11.33	20.00	106.87	P	6/30/09
05-102089	JAMES JR LINDWARD	300	30.30	28.27	4.24	20.00	52.51	P	6/30/09
05-102109	JEFFORDS JOHN W II	100	44.23	41.01	6.15	20.00	67.16	P	6/30/09

RECEIPT#	NAME	DIST	TAX BEFORE EX.	TAX AFTER EX.	PENALTY	COST	R-REAL TOTAL TAX	P-PER C-COM	DATE
05-102127	JOHNSON DEON	310	133.83	124.84	18.73	20.00	163.57	P	6/30/09
05-102147	JOHNSON RALPH	130	16.78	15.59	2.34	20.00	37.93	P	6/30/09
05-102152	JOHNSON SARAH	110	82.01	75.90	11.39	20.00	107.29	P	6/30/09
	--CITY--		19.76	12.21	1.83	.00	14.04		
05-102157	JOHNSTON JIMMY	110	15.95	14.76	2.21	20.00	36.97	P	6/30/09
	--CITY--		3.84	2.37	.36	.00	2.73		
05-102176	JONES G	100	39.58	36.70	5.51	20.00	62.21	P	6/30/09
05-102180	JONES JILL	100	13.97	12.95	1.94	20.00	34.89	P	6/30/09
05-102183	JONES JR PAUL	100	16.30	15.11	2.27	20.00	37.38	P	6/30/09
05-102186	JONES KEVIN	300	20.20	18.84	2.83	20.00	41.67	P	6/30/09
05-102193	JONES R	100	16.30	15.11	2.27	20.00	37.38	P	6/30/09
05-102227	JORDAN MALLORY	110	25.06	23.19	3.48	20.00	46.67	P	6/30/09
	--CITY--		6.04	3.74	.56	.00	4.30		
05-102236	JORDON BURTON	110	93.40	86.44	12.97	20.00	119.41	P	6/30/09
	--CITY--		22.51	13.92	2.09	.00	16.01	PAID: 12/04/09	
05-102239	JOWERS CAROL	510	59.55	56.33	8.45	20.00	84.78	P	6/30/09
	--CITY--		9.52	2.10	.32	.00	2.42		
05-102246	JRS AUTO SALES	380	69.45	64.54	9.68	20.00	94.22	P	6/30/09
05-102255	KARNS BRIAN	100	109.42	101.44	15.22	20.00	136.66	P	6/30/09
05-102259	KEEFE HERMAN	100	32.59	30.21	4.53	20.00	54.74	P	6/30/09
05-102273	KEITH JR GEORGE	400	25.89	24.53	3.68	20.00	48.21	P	6/30/09
05-102276	KELLAR JASON	300	68.18	63.60	9.54	20.00	93.14	P	6/30/09
05-102282	KELLY RICKY	400	375.38	355.70	53.36	20.00	429.06	P	6/30/09
05-102295	KILLIAN WILLIAM	410	55.55	52.50	7.88	20.00	80.38	P	6/30/09
	--CITY--		18.99	9.14	1.37	.00	10.51		
05-102340	KNORR DANIEL	130	19.18	17.82	2.67	20.00	40.49	P	6/30/09
05-102342	KNOTTIS ROBERT	310	15.15	14.13	2.12	20.00	36.25	P	6/30/09
05-102343	KNOTTIS SR L	100	44.23	41.01	6.15	20.00	67.16	P	6/30/09
05-102344	KNOTTIS SR LISTON	100	118.73	110.08	16.51	20.00	146.59	P	6/30/09
05-102347	KOSH TIMOTHY	130	45.54	42.32	6.35	20.00	68.67	P	6/30/09
05-102363	LAND FRED	130	21.57	20.04	3.01	20.00	43.05	P	6/30/09
05-102373	LANE PAT	110	15.95	14.76	2.21	20.00	36.97	P	6/30/09
	--CITY--		3.84	2.37	.36	.00	2.73		
05-102374	LANE RANDY	310	101.00	94.21	14.13	20.00	128.34	P	6/30/09
05-102375	LANE SR PALMER	100	16.30	15.11	2.07	20.00	37.38	P	6/30/09
05-102388	LANGSTON RANDALL	130	64.72	60.14	9.02	20.00	89.16	P	6/30/09
05-102400	LAWSON GERALD	100	62.86	58.28	8.74	20.00	87.02	P	6/30/09
05-102403	LAWSON RUSSELL	400	449.80	426.21	63.93	20.00	510.14	P	6/30/09
05-102409	LAWRENCE CATHY	130	69.51	64.59	9.69	20.00	94.28	P	6/30/09
05-102411	LAWRENCE JR G	310	121.20	113.05	16.96	20.00	150.01	P	6/30/09
05-102413	LAWRIE TIMOTHY	100	32.59	30.21	4.53	20.00	54.74	P	6/30/09
05-102421	LEACH RICHARD	130	43.15	40.10	6.02	20.00	66.12	P	6/30/09
05-102439	LEE GERALD	130	182.17	169.27	25.39	20.00	214.66	P	6/30/09
	--CITY--		20.20	18.84	2.83	20.00	41.67	ABATED: 11/05/09	
05-102453	LEE MITCHELL	310	20.20	18.84	2.83	20.00	41.67	P	6/30/09



RECEIPT#	NAME	DIST	TAX BEFORE EX.	TAX AFTER EX.	PENALTY	COST	R-REAL TOTAL TAX	P-PER C-COM	DATE
05-102466	LELAND DONNA	310	73.23	68.31	10.25	20.00	98.56	P	6/30/09
05-102468	LERIS CHRIS	130	31.16	28.95	4.34	20.00	53.29	P	6/30/09
05-102489	LILLY D	100	88.46	82.01	12.30	20.00	114.31	P	6/30/09
05-102494	LIS WALTER	130	14.38	13.36	2.00	20.00	35.36	P	6/30/09
05-102513	LONG GENE	100	25.61	23.74	3.56	20.00	47.30	P	6/30/09
05-102520	LOVE STEVE	110	93.40	86.44	12.97	20.00	119.41	P	6/30/09
	--CITY--		22.51	13.92	2.09	.00	16.01		
05-102529	LOWDER MARTIN	310	63.13	58.89	8.83	20.00	87.72	P	6/30/09
05-102537	LOWERY CALVIN	110	45.56	42.17	6.33	20.00	68.50	P	6/30/09
	--CITY--		10.98	6.79	1.02	.00	7.81		
05-102541	LUHRS ROBERT	130	14.38	13.36	2.00	20.00	35.36	P	6/30/09
05-102544	LYBRLY JASON	500	118.86	112.92	16.94	20.00	149.86	P	6/30/09
05-102560	LYNCH JIM	230	484.22	457.92	68.69	20.00	546.61	P	6/30/09
05-102561	LYNCH JIM	130	86.29	80.18	12.03	20.00	112.21	P	6/30/09
05-102563	LYNCH JIM	130	52.73	49.00	7.35	20.00	76.35	P	6/30/09
05-102565	LYNCH JR JAMES	320	51.59	47.86	7.18	20.00	75.04	P	6/30/09
	--CITY--		36.50	30.84	4.63	.00	35.47		
05-102566	LYNCH JR JAMES	310	15.15	14.13	2.12	20.00	36.25	P	6/30/09
05-102577	LYNCH THOMAS	100	125.71	116.55	17.48	20.00	154.03	P	6/30/09
05-102578	LYNCH THOMAS L JR	400	110.39	110.39	16.56	20.00	146.95	P	6/30/09
05-102591	MADISON DOUGLAS	110	248.30	229.80	34.47	20.00	284.27	P	6/30/09
	--CITY--		59.84	36.99	5.55	.00	42.54		
05-102595	MAHAFFEY TIMOTHY	500	95.09	90.34	13.55	20.00	123.89	P	6/30/09
05-102614	MARSH BRITT	110	220.97	204.51	30.68	20.00	255.19	P	6/30/09
	--CITY--		53.25	32.92	4.94	.00	37.86		
05-102615	MARSH CALEB	100	44.23	41.01	6.15	20.00	67.16	P	6/30/09
05-102621	MARSHALL CHARLES	100	626.23	580.58	87.09	20.00	687.67	P	6/30/09
05-102622	MARSHALL LISA	100	153.65	142.45	21.37	20.00	183.82	P	6/30/09
05-102644	MATHEWS MADELYN	310	32.83	30.62	4.59	20.00	55.21	P	6/30/09
05-102645	MATHEWS ANDREA	130	64.72	60.14	9.02	20.00	89.16	P	6/30/09
05-102651	MATHEWS DAVID	130	117.45	109.14	16.37	20.00	145.51	P	6/30/09
05-102658	MATHEWS JERRY	310	47.98	44.76	6.71	20.00	71.47	P	6/30/09
05-102663	MATHEWS KENNETH	310	15.15	14.13	2.12	20.00	36.25	P	6/30/09
05-102668	MATHEWS LISA	380	126.94	117.95	17.69	20.00	155.64	P	6/30/09
05-102671	MATHEWS MARK	310	47.98	44.76	6.71	20.00	71.47	P	6/30/09
05-102675	MATHEWS RICHARD	310	65.65	61.24	9.19	20.00	90.43	P	6/30/09
05-102701	MCCALL STEPHEN	130	14.38	13.36	2.00	20.00	35.36	P	6/30/09
05-102709	MCCASKILL D	110	13.67	12.65	1.90	20.00	34.55	P	6/30/09
	--CITY--		3.29	2.03	.30	.00	2.33		
05-102715	MCCLELLAN JR R	110	13.67	12.65	1.90	20.00	34.55	P	6/30/09
	--CITY--		3.29	2.03	.30	.00	2.33		
05-102724	MCCUTCHEON ANDY	300	17.68	16.49	2.47	20.00	38.96	P	6/30/09
05-102728	MCCUTCHEON JOSEPH	310	80.80	75.37	11.31	20.00	105.68	P	6/30/09
05-102736	MCDANIEL JAMES	300	40.40	37.69	5.65	20.00	63.34	P	6/30/09
05-102752	MCELVEEN JR L	110	13.67	12.65	1.90	20.00	34.55	P	6/30/09
	--CITY--		3.29	2.03	.30	.00	2.33		

RECEIPT#	NAME	DIST	TAX BEFORE EX.	TAX AFTER EX.	PENALTY	COST	R-REAL TOTAL TAX	P-PER C-COM	DATE NB
05-102765	MCGEE CHARLES	310	15.15	14.13	2.12	20.00	36.25	P	6/30/09
05-102779	MCGEE RALPH	130	40.75	37.87	5.68	20.00	63.55	P	6/30/09
05-102786	MCGINNES C	100	16.30	15.11	2.27	20.00	37.38	P	6/30/09
05-102787	MCGINNES C	110	43.28	40.06	6.01	20.00	66.07	P	6/30/09
	--CITY--		10.43	6.45	.97	.00	7.42		
05-102788	MCGINNES CLIFF	110	52.39	48.49	7.27	20.00	75.76	P	6/30/09
	--CITY--		12.63	7.81	1.17	.00	8.98		
05-102798	MCKENZIE BOBBY	380	91.01	84.56	12.68	20.00	117.24	P	6/30/09
05-102807	MCKENZIE JR HENRY	310	17.68	16.49	2.47	20.00	38.96	P	6/30/09
05-102809	MCKENZIE JUSTIN	100	17.26	15.99	2.59	20.00	39.85	P	6/30/09
05-102822	MCKNIGHT BASIL	200	53.11	50.23	7.53	20.00	77.76	P	6/30/09
05-102824	MCKNIGHT ERVIN	310	126.25	117.77	17.67	20.00	155.44	P	6/30/09
05-102828	MCKNIGHT RICHARD	130	91.09	84.64	12.70	20.00	117.34	P	6/30/09
05-102832	MCLAMB JR JERRY	100	190.90	176.99	25.55	20.00	223.54	P	6/30/09
05-102833	MCLAUGHLIN J	110	18.22	16.86	2.53	20.00	39.39	P	6/30/09
	--CITY--		4.39	2.72	.41	.00	3.13		
05-102845	MCLEOD FRANK	110	100.23	92.76	13.91	20.00	126.67	P	6/30/09
	--CITY--		24.16	14.94	2.24	.00	17.18		
05-102860	MCQUIRE PARTNERS	100	335.23	310.79	46.62	20.00	377.41	P	6/30/09
05-102897	MILES GARY	400	32.36	30.66	4.60	20.00	55.26	P	6/30/09
05-102898	MILES JAMES	380	33.53	31.15	4.67	20.00	55.82	P	6/30/09
05-102902	MILES JAN	300	45.45	42.40	6.36	20.00	68.76	P	6/30/09
05-102913	MILES MARY	100	251.42	233.09	34.96	20.00	288.05	P	6/30/09
05-102914	MILES MICHAEL	320	337.68	313.24	46.99	20.00	380.23	P	6/30/09
	--CITY--		238.90	201.85	30.28	.00	232.13		
05-102920	MILLER & BROWN & CHI SH	130	35.96	33.42	5.01	20.00	58.43	P	6/30/09
05-102941	MILLER RYAN	130	67.12	62.37	9.36	20.00	91.73	P	6/30/09
05-102953	MINCEY RAYMOND	100	18.62	17.26	2.59	20.00	39.85	P	6/30/09
								ABATED: 11/13/09	
05-102957	MISENHEIMER BRIAN	100	46.56	43.17	6.48	20.00	69.65	P	6/30/09
05-102972	MOODY SR STEVENSON	400	239.46	226.90	34.04	20.00	280.94	P	6/30/09
05-102973	MOODY THOMAS	130	163.00	151.46	22.72	20.00	194.18	P	6/30/09
05-103002	MOORE JR RICHARD	100	46.56	43.17	6.48	20.00	69.65	P	6/30/09
05-103017	MOORE STEPHEN	200	43.74	41.36	6.20	20.00	67.56	P	6/30/09
05-103021	MOORE WILLIAM	100	318.94	295.69	44.35	20.00	360.04	P	6/30/09
05-103022	MOORE WILLIAM	130	31.16	28.95	4.34	20.00	53.29	P	6/30/09
05-103034	MORRIS BYRON	400	25.89	24.53	3.68	20.00	48.21	P	6/30/09
05-103045	MORRIS SCOTT	200	62.48	59.09	8.86	20.00	87.95	P	6/30/09
05-103055	MOYER JOSEPH	100	300.31	278.42	41.76	20.00	340.18	P	6/30/09
05-103069	MUNNERLYN JOY	100	223.49	207.20	31.08	20.00	258.28	P	6/30/09
05-103072	MURPHY PHILLIP	110	38.73	35.85	5.38	20.00	61.23	P	6/30/09
	--CITY--		9.33	5.77	.87	.00	6.64		
05-103076	MYERS FRANKLIN	110	13.65	12.65	1.90	20.00	34.55	P	6/30/09
	--CITY--		3.29	2.03	.30	.00	2.33		
05-103083	NATIONAL STRIPED BAS S AS	110	362.20	335.22	50.28	20.00	405.50	P	6/30/09
	--CITY--		87.29	53.96	8.09	.00	62.05		

RECEIPT#	NAME	DIST	TAX BEFORE EX.	TAX AFTER EX.	PENALTY	COST	R-REAL TOTAL TAX	P-PER C-COM	DATE
05-103085	NEALEY CURTIS	100	20.95	19.42	2.91	20.00	42.33	P	6/30/09
05-103086	NEALEY TONY	100	35.58	36.70	5.51	20.00	62.21	P	6/30/09
05-103087	NEMMERLE ROBERT	380	86.22	80.11	12.02	20.00	112.13	P	6/30/09
05-103101	NETTLES SIDNEY	110	166.29	153.90	23.09	20.00	196.99	P	6/30/09
	--CITY--		40.08	24.78	3.72	.00	28.50		
05-103114	NEWSOME JOHNNY H	100	1,315.32	1,219.44	182.92	20.00	1,422.36	P	6/30/09
05-103116	NEXSEN STEPHEN	110	20.50	18.97	2.85	20.00	41.82	P	6/30/09
	--CITY--		4.94	3.05	.46	.00	3.51		
05-103117	NEXSEN STEPHEN	110	79.73	73.79	11.07	20.00	104.86	P	6/30/09
	--CITY--		19.22	11.88	1.78	.00	13.66		
05-103126	NOBLES WILLIAM	110	15.95	14.76	2.21	20.00	36.97	P	6/30/09
	--CITY--		3.84	2.37	.36	.00	2.73		
05-103133	NORTON CARLOS	100	69.84	64.75	9.71	20.00	94.46	P	6/30/09
05-103144	OAKLEY THOMAS	110	13.67	12.65	1.90	20.00	34.55	P	6/30/09
	--CITY--		3.29	2.03	.30	.00	2.33		
05-103149	ODOM CONNIE	110	86.56	80.11	12.02	20.00	112.13	P	6/30/09
	--CITY--		20.86	12.89	1.93	.00	14.82		
05-103157	OLIVER B	100	13.97	12.95	1.94	20.00	34.89	P	6/30/09
05-103161	OLIVER J	100	37.25	34.54	5.18	20.00	59.72	P	6/30/09
05-103167	ONEAL MALCOLM	100	34.92	32.38	4.86	20.00	57.24	P	6/30/09
05-103169	ORCUTT C	100	44.23	41.01	6.15	20.00	67.16	P	6/30/09
05-103175	OSBORNE RONALD	320	25.80	23.93	3.59	20.00	47.52	P	6/30/09
	--CITY--		18.25	15.42	2.31	.00	17.73		
05-103183	OWEN RICHARD	400	74.43	70.53	10.58	20.00	101.11	P	6/30/09
05-103194	OWENS JR THOMAS	510	28.21	25.68	4.00	20.00	50.68	P	6/30/09
	--CITY--		4.51	.99	.15	.00	1.14		
05-103211	PAM COX USED CARS	100	20.95	19.42	2.91	20.00	42.33	P	6/30/09
05-103215	PAPPAS T	100	23.28	21.58	3.24	20.00	44.82	P	6/30/09
05-103220	PARKER ERIC	310	262.60	244.95	36.74	20.00	301.69	P	6/30/09
05-103221	PARKER JAMES	310	20.20	18.84	2.83	20.00	41.67	P	6/30/09
05-103229	PARKER RONALD	320	16.42	15.23	2.28	20.00	37.51	P	6/30/09
	--CITY--		11.61	9.81	1.47	.00	11.28		
05-103241	PARROTT KELLY	100	51.22	47.49	7.12	20.00	74.61	P	6/30/09
05-103257	PATRICK DENISE	320	18.76	17.40	2.61	20.00	40.01	P	6/30/09
	--CITY--		13.27	11.21	1.68	.00	12.89		
05-103272	PEEK JERRY	100	3,617.71	3,353.99	503.10	20.00	3,877.09	P	6/30/09
	--CITY--						PAID:		
05-103299	PHILLIPS BECKIE	130	59.93	55.69	8.35	20.00	84.04	P	6/30/09
05-103313	PIERCE CLIFTON S	130	14.38	13.36	2.00	20.00	35.36	P	6/30/09
05-103321	PIGATE NORWOOD	400	22.65	21.46	3.22	20.00	44.68	P	6/30/09
05-103329	PLAYER DANNY	500	40.75	38.72	5.81	20.00	64.53	P	6/30/09

RECEIPT#	NAME	DIST	TAX BEFORE EX.	TAX AFTER EX.	FENALTY	COST	R-REAL TOTAL TAX	P-PER C-COM	DATE NB
05-103330	PLAYER DANNY	500	37.36	35.49	5.32	20.00	60.81	P	6/30/09
05-103331	PLAYER DANNY	500	23.77	22.58	3.39	20.00	45.97	P	6/30/09
05-103339	PLUMMER MELISSA	100	46.56	43.17	6.48	20.00	69.65	P	6/30/09
05-103352	PORTER S	100	302.64	280.58	42.09	20.00	342.67	P	6/30/09
05-103367	POSTON DAVID	500	67.92	64.53	9.68	20.00	94.21	P	6/30/09
05-103375	POSTON GREG	200	34.36	32.49	4.87	20.00	57.36	P	6/30/09
05-103393	POSTON JR WILBUR	500	33.96	32.26	4.84	20.00	57.10	P	6/30/09
05-103401	POSTON MARTY	400	84.14	79.73	11.96	20.00	111.69	P	6/30/09
05-103407	POSTON PHILLIP	200	96.84	91.58	13.74	20.00	111.69	P	6/30/09
05-103435	POSTON TREVER	310	22.73	21.20	3.18	20.00	44.38	P	6/30/09
05-103447	POWELL DON	100	18.62	17.26	2.59	20.00	39.85	P	6/30/09
05-103448	POWELL DON	100	13.97	12.95	1.94	20.00	34.89	P	6/30/09
05-103457	POWELL JR VESPER	130	45.54	42.32	6.35	20.00	68.67	P	6/30/09
05-103469	POWELL STIVER	130	79.10	73.50	11.03	20.00	104.53	P	6/30/09
05-103492	PRICE JOSEPH	110	38.73	35.85	5.38	20.00	61.23	P	6/30/09
	--CITY--		9.33	5.77	REVERSED: 11/20/09	0.00	61.23	11/20/09	
					.87		6.64		
05-103495	PRIDGEN GARY A	130	21.57	20.04	3.01	20.00	43.05	P	6/30/09
05-103496	PRIESTER JASON	110	13.67	12.65	1.90	20.00	34.55	P	6/30/09
	--CITY--		3.29	2.03	.30	.00	2.33		
05-103498	PRINCE JULIE	300	202.00	188.42	28.26	20.00	236.68	P	6/30/09
05-103507	PROSSER J	320	25.80	23.93	3.59	20.00	47.52	1/20/10	
	--CITY--		18.25	15.42	2.31	.00	17.73	P	6/30/09
05-103509	PROSSER JAMES	500	101.88	96.79	14.52	20.00	131.31	P	6/30/09
05-103510	PROSSER JAMES	500	37.36	35.49	5.32	20.00	60.81	P	6/30/09
05-103520	FRUITT JAMES	100	65.18	60.43	9.06	20.00	89.49	P	6/30/09
05-103525	PURVIS DONALD	110	284.75	263.54	39.53	20.00	323.07	P	6/30/09
	--CITY--		68.63	42.43	6.36	.00	48.79		
05-103530	FUSSER ANDY T	110	91.12	84.33	12.65	20.00	116.98	P	6/30/09
	--CITY--		21.96	13.58	2.04	.00	15.62		
05-103539	QUINN HAYDEN	300	93.43	87.15	13.07	20.00	120.22	P	6/30/09
05-103540	QUINN ROSANNE	310	265.13	247.31	37.10	20.00	304.41	P	6/30/09
05-103543	RABON III JAMES	130	14.38	13.36	2.00	20.00	35.36	P	6/30/09
05-103548	RAGSDALE T S III	320	32.83	30.45	4.57	20.00	55.02	P	6/30/09
	--CITY--		23.23	19.63	2.94	.00	22.57		
05-103549	RAINES JR CHARLES	380	98.20	91.24	13.69	20.00	124.93	P	6/30/09
05-103555	RALEY CHRISTOPHE	110	91.12	84.33	12.65	20.00	116.98	P	6/30/09
	--CITY--		21.96	13.58	2.04	.00	15.62		
05-103554	REDDEN CONNIE	110	18.22	16.86	2.53	20.00	39.39	P	6/30/09
	--CITY--		4.39	2.72	.41	.00	3.13		
05-103559	REGISTER CARL	100	95.45	88.49	13.27	20.00	121.76	P	6/30/09
05-103612	RIDGLE BRIAN	300	40.40	37.69	5.65	20.00	63.34	P	6/30/09
05-103615	RINEHART STEVEN	320	105.53	97.89	14.68	20.00	132.57	P	6/30/09
	--CITY--		74.66	63.08	9.46	.00	72.54		

RECEIPT#	NAME	DIST	TAX BEFORE EX.	TAX AFTER EX.	PENALTY	COST	R-REAL TOTAL TAX	P-PER C-COM	DATE NB
05-103617	RITCHIE DONALD	130	129.44	120.28	18.04	20.00	158.32	P	6/30/09
05-103623	ROBERTS LESTER	400	165.04	156.39	23.46	20.00	199.85	P	6/30/09
05-103648	ROGERS DANNIE	130	19.18	17.82	2.67	20.00	40.49	P	6/30/09
05-103660	ROGERS JR JIMMY	400	242.70	229.97	34.50	20.00	284.47	P	6/30/09
05-103662	ROGERS ROBERT	500	40.75	38.72	5.81	20.00	64.53	P	6/30/09
05-103668	ROMERO J	100	13.97	12.95	1.94	20.00	34.89	P	6/30/09
05-103694	RUSSELL DAVID	110	15.95	14.76	2.21	20.00	36.97	P	6/30/09
	--CITY--		3.84	2.37	.36	.00	2.73		
05-103701	SANDERS BENJAMIN	110	15.95	14.76	2.21	20.00	36.97	P	6/30/09
	--CITY--		3.84	2.37	.36	.00	2.73		
05-103723	SAULS STEVEN	300	55.55	51.82	7.77	20.00	79.59	P	6/30/09
05-103729	SAWYER GANTT	110	120.73	111.74	16.76	20.00	148.50	P	6/30/09
	--CITY--		29.10	17.99	2.70	.00	20.69		
05-103732	SAWYER TONEY	100	16.30	15.11	2.27	20.00	37.38	P	6/30/09
05-103734	SCHAPPACHER INGO	110	18.22	16.86	2.53	20.00	39.39	P	6/30/09
	--CITY--		4.39	2.72	.41	.00	3.13		
05-103735	SCHIFF HARVEY	110	1,385.02	1,281.84	192.28	20.00	1,494.12	P	6/30/09
	--CITY--		333.79	206.34	30.95	.00	237.29		
05-103738	SCHIRIPPA STEPHEN	110	209.58	193.97	29.10	20.00	243.07	P	6/30/09
	--CITY--		50.51	31.23	4.68	.00	35.91		
05-103739	SCHLICH BETH	110	364.48	337.33	50.60	20.00	407.93	P	6/30/09
	--CITY--		87.84	54.30	8.15	.00	62.45		
05-103740	SCHMIDT JOHN	100	44.23	41.01	6.15	20.00	67.16	P	6/30/09
05-103743	SCHUCHTER DAVID	110	177.68	164.44	24.67	20.00	209.11	P	6/30/09
	--CITY--		42.82	26.47	3.97	.00	30.44		7/13/09
					REVERSED:				
05-103748	SCHWEIKART DWAYNE	100	81.48	75.54	11.33	20.00	106.87	P	6/30/09
05-103749	SCOTT CARL	320	16.42	15.23	2.28	20.00	37.51	P	6/30/09
	--CITY--		11.61	9.81	1.47	.00	11.28		
05-103751	SCOTT MICHAEL	100	74.50	69.07	10.36	20.00	99.43	P	6/30/09
05-103752	SCOTT RANDY	400	297.71	282.10	42.32	20.00	344.42	P	6/30/09
05-103753	SCOTT STEVE	130	19.18	17.82	2.67	20.00	40.49	P	6/30/09
05-103777	SESSIONS VICTOR	110	13.67	12.65	1.90	20.00	34.55	P	6/30/09
	--CITY--		3.29	2.03	.30	.00	2.33		
05-103788	SHAW ROBERT	100	13.97	12.95	1.94	20.00	34.89	P	6/30/09
05-103793	SHELLEY DEBORAH	110	25.06	23.19	3.48	20.00	46.67	P	6/30/09
	--CITY--		6.04	3.74	.56	.00	4.30		
05-103810	SIEGAL ADAM	100	58.20	53.96	8.09	20.00	82.05	P	6/30/09
05-103811	SIMCIC PHILLIP	500	54.34	51.63	7.74	20.00	79.37	P	6/30/09
05-103813	SIMMONS FRED	110	34.17	31.63	4.74	20.00	56.37	P	6/30/09
	--CITY--		8.24	5.10	.77	.00	5.87		

RECEIPT#	NAME	DIST	TAX BEFORE EX.	TAX AFTER EX.	TAX AFTER EX.	PENALTY	COST	R-REAL TOTAL TAX	P-PER C-COM	DATE
05-103814	SIMMONS GREGORY	200	199.94	189.08	28.36	20.00	237.44	P	6/30/09	
05-103818	SIMS EDWIN	400	35.60	33.73	5.06	20.00	58.79	P	6/30/09	
05-103843	SISK JIMMY	500	20.38	19.36	2.90	20.00	42.26	P	6/30/09	
05-103853	SKIPPER WILLIAM	100	32.59	30.21	4.53	20.00	54.74	P	6/30/09	
05-103856	SLATTERY RICHARD	100	30.26	28.05	4.21	20.00	52.26	P	6/30/09	
05-103863	SMITH ADRIAN	110	227.80	210.83	31.62	20.00	262.45	P	6/30/09	
	--CITY--		54.90	33.94	5.09	.00	39.03			
05-103864	SMITH BARBARA	100	60.53	56.12	8.42	20.00	84.54	P	6/30/09	
05-103866	SMITH CALVIN	310	126.25	117.77	17.67	20.00	155.44	P	6/30/09	
05-103902	SMITH RICHARD	100	44.23	41.01	6.15	20.00	67.16	P	6/30/09	
05-103907	SMITH THOMAS	110	43.28	40.06	6.01	20.00	66.07	P	6/30/09	
	--CITY--		10.43	6.45	.97	.00	7.42			
05-103915	SNOW RICHARD	110	454.71	430.09	64.51	20.00	514.60	P	6/30/09	
	--CITY--		112.00	69.24	10.39	.00	79.63			
05-103955	STANTON RICKY	230	18.74	17.72	2.66	20.00	40.38	P	6/30/09	
05-103956	STATE FARM INS CO	100	132.70	123.03	18.45	20.00	161.48	P	6/30/09	
05-103957	STATE FARM INSURANCE CO	100	67.51	62.59	9.39	20.00	91.98	P	6/30/09	
05-103958	STATE FARM MUTUAL AU TO I	100	16.30	15.11	2.27	20.00	37.38	P	6/30/09	
05-103959	STATE FARM MUTUAL AU TO I	100	18.62	17.26	2.59	20.00	39.85	P	6/30/09	
05-103962	STEDMAN BOYD	310	17.68	16.49	2.47	20.00	38.96	P	6/30/09	
05-103963	STEELE AND PRYOR INC	100	18.62	17.26	2.59	20.00	39.85	P	6/30/09	
05-103964	STEELE GLEN	130	33.56	31.18	4.68	20.00	55.85	P	6/30/09	
05-103969	STEPHENS E L	100	27.94	25.91	3.89	20.00	49.80	P	6/30/09	
05-103971	STEPHENS MITCHELL	110	20.50	18.97	2.85	20.00	41.82	P	6/30/09	
	--CITY--		4.94	3.05	.46	.00	3.51			
05-103972	STEPHENS RICKY	100	69.84	64.75	9.71	20.00	94.46	P	6/30/09	
05-103981	STHRN LIFESTYLES	100	39.58	36.70	5.51	20.00	62.21	P	6/30/09	
05-103987	STOKES ANTHONY	110	337.14	312.02	46.80	20.00	378.82	P	6/30/09	
	--CITY--		81.25	50.23	7.53	.00	57.76			
05-103993	STOKES G	110	25.06	23.19	3.48	20.00	46.67	P	6/30/09	
	--CITY--		6.04	3.74	.56	.00	4.30			
05-104000	STOKES KATHY	380	45.51	42.29	6.34	20.00	68.63	P	6/30/09	
05-104005	STONE ANDREW	500	176.59	167.77	25.17	20.00	212.94	P	6/30/09	
05-104021	STONE JEFFREY	110	136.68	126.50	18.98	20.00	165.48	P	6/30/09	
	--CITY--		32.94	20.36	3.05	.00	23.41			
05-104036	STONE RYAN	200	46.86	44.32	6.65	20.00	70.97	P	6/30/09	
05-104041	STONE WILLIAM	500	74.71	70.98	10.65	20.00	101.63	P	6/30/09	
05-104055	STRICKLAND CURTIS	380	47.90	44.51	6.68	20.00	71.19	P	6/30/09	
05-104057	STRICKLAND JAMES	100	16.30	15.11	2.27	20.00	37.38	P	6/30/09	
05-104058	STRICKLAND JOSEPH	300	22.73	21.20	3.18	20.00	44.38	P	6/30/09	
05-104070	STROTHER C	110	38.73	35.85	5.38	20.00	61.23	P	6/30/09	
	--CITY--		9.33	5.77	.87	.00	6.64			
05-104078	SUGGS CHRISTOPHE	110	113.90	105.42	15.81	20.00	141.23	P	6/30/09	
	--CITY--		27.45	16.97	2.55	.00	19.52			

RECEIPT#	NAME	DIST	TAX BEFORE EX.	TAX AFTER EX.	PENALTY	COST	R-REAL TOTAL TAX	P-PER C-COM	DATE NB
05-104083	SUMMERSET RONNIE	100	265.39	246.04	36.91	20.00	302.95	P	6/30/09
05-104086	SUTTON WILLIAM	400	126.20	119.58	17.94	20.00	157.52	P	6/30/09
05-104092	TALLEVAST WM	110	27.34	25.31	3.80	20.00	49.11	P	6/30/09
	--CITY--		6.59	4.08	.61	.00	4.69		
05-104102	TANNER II KENNETH	500	20.38	19.36	2.90	20.00	42.26	P	6/30/09
05-104108	TAPP FERRELL	130	35.96	33.42	5.01	20.00	58.43	P	6/30/09
05-104113	TARTE WILLIAM	100	51.22	47.49	7.12	20.00	74.61	P	6/30/09
05-104114	TATE ROBERT	130	40.75	37.87	5.68	20.00	63.55	P	6/30/09
05-104115	TATE ROBERT	130	40.75	37.87	5.68	20.00	63.55	P	6/30/09
05-104142	TAYLOR PRESTON	130	33.56	31.18	4.68	20.00	55.86	P	6/30/09
05-104152	TEDDER APRIL	130	69.51	64.59	9.69	20.00	94.28	P	6/30/09
05-104154	TEDDER HENRY	110	20.50	18.97	2.85	20.00	41.82	P	6/30/09
	--CITY--		4.94	3.05	.46	.00	3.51		
05-104157	TEDDER TOMMIE	110	34.17	31.63	4.74	20.00	56.37	P	6/30/09
	--CITY--		8.24	5.10	.77	.00	5.87		
05-104170	THOMAS JR CHARLES	130	50.34	46.78	7.02	20.00	73.80	P	6/30/09
05-104184	THOMPSON JACOB	330	131.32	121.82	18.27	20.00	160.09	P	6/30/09
	--CITY--		30.86	9.91	1.49	.00	11.40		
05-104189	THOMPSON ROBERT	500	98.48	93.56	14.03	20.00	127.59	P	6/30/09
05-104190	THOMPSON ROBERT	100	39.58	36.70	5.51	20.00	62.21	P	6/30/09
05-104192	THOMPSON STANLEY	100	39.58	36.70	5.51	20.00	62.21	P	6/30/09
05-104203	THORNHILL L	300	27.78	25.91	3.89	20.00	49.80	P	6/30/09
05-104208	TILLER KENNETH	130	352.36	327.41	49.11	20.00	396.52	P	6/30/09
05-104213	TILTON JOHNNY	110	166.29	153.90	23.09	20.00	196.99	P	6/30/09
	--CITY--		40.08	24.78	3.72	.00	28.50		
05-104217	TIMMONS MATTHEW	110	43.28	40.06	6.01	20.00	66.07	P	6/30/09
	--CITY--		10.43	6.45	.97	.00	7.42		
05-104225	TISDALE JR DAVIS	500	227.53	216.16	32.42	20.00	268.58	P	6/30/09
05-104234	TODD NICKIE	110	104.79	96.99	14.55	20.00	131.54	P	6/30/09
	--CITY--		25.25	15.61	2.34	.00	17.95		
05-104238	TOLLEY MICHAEL	110	43.28	40.06	6.01	20.00	66.07	P	6/30/09
	--CITY--		10.43	6.45	.97	.00	7.42		
05-104273	TUNSTALL DONALD	320	46.90	43.51	6.53	20.00	70.04	P	6/30/09
	--CITY--		33.18	28.04	4.21	.00	32.25		
05-104277	TURBEVILLE DEANNA	220	219.95	207.56	31.13	20.00	258.69	P	6/30/09
05-104297	TURNER II PAUL	230	112.46	106.35	15.95	20.00	142.30	P	6/30/09
05-104299	TURNER JR JIMMY	100	39.58	36.70	5.51	20.00	62.21	P	6/30/09
05-104325	TUTTLE JAMES	100	20.95	19.42	2.91	20.00	42.33	P	6/30/09
05-104328	TYLER D	310	20.20	18.84	2.83	20.00	41.57	P	6/30/09
05-104366	VILLESCAS JOEY	110	45.56	42.17	6.33	20.00	68.50	P	6/30/09
	--CITY--		10.98	6.79	1.02	.00	7.81		
05-104369	WADDELL JAMES	130	35.96	33.42	5.01	20.00	58.43	P	6/30/09
05-104399	WANNMAKER ALLEN	130	55.13	51.23	7.68	20.00	78.91	P	6/30/09

RECEIPT#	NAME	DIST	TAX BEFORE EX.	TAX AFTER EX.	PENALTY	COST	R-REAL TOTAL TAX	P-PER C-COM	DATE NB
05-104408	WARD JR LARRY	110 --CITY--	111.62 26.90	103.31 16.63	15.50 2.49	20.00 .00	138.81 19.12	P	6/30/09
05-104424	WATFORD ANTHONY	100	109.44	101.44	15.22	20.00	136.66	P	6/30/09
05-104433	WATHERFORD B	100	32.59	30.21	4.53	20.00	54.74	P	6/30/09
05-104438	WATKINS ROBERT	110	13.67	12.65	1.90	20.00	34.55	P	6/30/09
					REVERSED: 11/20/09		PAID:		11/20/09
		--CITY--	3.29	2.03	.30	.00	2.33		
05-104440	WATSON JAMES	100	48.89	45.33	6.80	20.00	72.13	P	6/30/09
05-104447	WATTS JR JAMES	100	183.91	170.50	25.58	20.00	216.08	P	6/30/09
05-104451	WAY BRIAN	300	32.82	30.62	4.59	20.00	55.21	P	6/30/09
05-104452	WAY BRIAN	300	186.85	174.29	26.14	20.00	220.43	P	6/30/09
05-104484	WEEKS RICKY	110 --CITY--	45.56 10.98	42.17 6.79	6.33 1.02	20.00 .00	68.50 7.81	P	6/30/09
05-104487	WELCH DAMON	380	33.53	31.15	4.67	20.00	55.82	P	6/30/09
05-104515	WHITAKER JOE	400	210.34	199.31	29.90	20.00	249.21	P	6/30/09
05-104526	WHITE HENRY	100	13.97	12.95	1.94	20.00	34.89	P	6/30/09
05-104532	WHITE JR WATKIN	100	13.97	12.95	1.94	20.00	34.89	P	6/30/09
05-104557	WILEY CARLTON	100	116.40	107.92	16.19	20.00	144.11	P	6/30/09
05-104570	WILLIAMS DAVAL	100	23.28	21.58	3.24	20.00	44.82	P	6/30/09
05-104574	WILLIAMS JOEL	500	27.17	25.81	3.87	20.00	49.68	P	6/30/09
05-104575	WILLIAMS JOEL	500	23.77	22.58	3.39	20.00	45.97	P	6/30/09
05-104580	WILLIAMS JR JOHN	100	23.28	21.58	3.24	20.00	44.82	P	6/30/09
05-104583	WILLIAMS RAY	400	45.30	42.92	6.44	20.00	69.36	P	6/30/09
05-104584	WILLIAMS SR JOHN	100	44.23	41.01	6.15	20.00	67.16	P	6/30/09
05-104585	WILLIAMS STACIE	100	46.56	43.17	6.48	20.00	69.65	P	6/30/09
05-104590	WILLIAMSON III WILLIAM	100	186.24	172.66	25.90	20.00	218.56	P	6/30/09
					REVERSED: 9/18/09		PAID:		9/18/09
05-104594	WILLIAMSON SUSAN	310	209.58	195.50	29.33	20.00	244.83	P	6/30/09
05-104596	WILLIS III E	100	51.22	47.49	7.12	20.00	74.61	P	6/30/09
05-104603	WILSON JOSH	130	21.57	20.04	3.01	20.00	43.05	P	6/30/09
05-104605	WILSON LARRY	110	150.35	139.15	20.87	20.00	180.02	P	6/30/09
		--CITY--	36.23	22.40	3.36	.00	25.76		
05-104606	WILSON LUTHER	130	67.12	62.37	9.36	20.00	91.73	P	6/30/09
05-104614	WING T	100	20.95	19.42	2.91	20.00	42.33	P	6/30/09
05-104617	WINT MICHAEL	100	286.34	265.47	39.82	20.00	325.29	P	6/30/09
05-104622	WISE JR NORMAN	330 --CITY--	213.40 50.14	197.96 16.09	29.69 2.41	20.00 .00	247.65 18.50	P	6/30/09
05-104624	WISE NORMAN	330 --CITY--	138.36 32.51	128.35 10.43	19.25 1.56	20.00 .00	167.60 11.99	P	6/30/09
05-104628	WITHERSPOON RANDY	130	167.79	155.91	23.39	20.00	199.30	P	6/30/09
05-104640	WOODBERRY WILLIAM	100	30.26	28.05	4.21	20.00	52.26	P	6/30/09
05-104650	WRIGHT MICHAEL	400	25.89	24.53	3.68	20.00	48.21	P	6/30/09
05-104660	YAKEN STEVE	200	53.11	50.23	7.53	20.00	77.76	P	6/30/09
05-104662	YARBOROUGH AUTO SALE S	300	40.40	37.69	5.65	20.00	63.34	P	6/30/09
05-104672	YARBOROUGH JR L	300	32.83	30.62	4.59	20.00	55.21	P	6/30/09
05-104680	YARBOROUGH THERON	100	76.82	71.22	10.68	20.00	101.90	P	6/30/09
05-104693	YOUNG JASON	110 --CITY--	18.22 4.39	16.86 2.72	2.53 .41	20.00 .00	39.39 3.13	P	6/30/09



RECEIPT#	NAME	DIST	TAX BEFORE EX.	TAX AFTER EX.	PENALTY	COST	R-REAL TOTAL TAX	P-PER C-COM	DATE NB
05-104694	YOUNG JOHNNY	130	40.75	37.87	5.68	20.00	63.55	P	6/30/09
05-104695	YOUNG KENETH	400	48.54	46.00	6.90	20.00	72.90	P	6/30/09
05-104698	YOUNG WILLIAM	110	70.62	65.36	9.80	20.00	95.16	P	6/30/09
	--CITY--		17.02	10.52	1.58	.00	12.10		
05-104701	ZEIGLER JACOB	230	118.71	112.26	16.84	20.00	149.10	P	6/30/09
05-104704	ZIMMON KARSTEN	100	34.92	32.38	4.86	20.00	57.24	P	6/30/09
05-104709	A STEP AHEAD DAY SCHOOL I	100	99.87	92.59	13.89	40.00	146.48	P	6/30/09
05-104764	B B S	110	7.52	6.96	1.04	70.00	78.00	P	6/30/09
	--CITY--		1.81	1.12	.17	.00	1.29		
05-104901	DEMICHELE DOMENIC J MD PC	110	22.55	20.87	3.13	70.00	94.00	P	6/30/09
	--CITY--		5.44	3.37	.51	.00	3.88		
05-104912	DOCKSIDE INVESTMENTS LLC	100	16.30	15.11	2.27	70.00	87.38	P	6/30/09
05-104959	FDA PARTNERSHIP	110	6.83	6.32	.95	70.00	77.27	P	6/30/09
	--CITY--		1.65	1.02	.15	.00	1.17		
05-105029	GILFO INC	110	25.06	23.19	3.48	40.00	66.67	P	6/30/09
	--CITY--		6.04	3.74	.56	.00	4.30		
05-105100	HOLLIS KEITH C BRIAN J	110	299.78	277.45	41.62	40.00	359.07	P	6/30/09
	--CITY--		72.25	44.66	6.70	.00	51.36		
05-105116	HUGGINS TECHNOLOGIES INC	400	32.04	30.36	4.55	40.00	74.91	P	6/30/09
05-105154	JOHNSON KENNETH A	110	50.80	47.02	7.05	70.00	124.07	P	6/30/09
	--CITY--		12.24	7.57	1.14	.00	8.71		
05-105205	LIFE OF GEORGIA	110	17.54	16.23	2.43	70.00	88.66	P	6/30/09
	--CITY--		4.23	2.62	.39	.00	3.01		
05-105231	MATTHEWS BEN R	110	4,371.48	4,045.82	606.87	70.00	4,722.69	P	6/30/09
	--CITY--		1,053.53	651.27	97.69	.00	748.96		7/17/09
05-105282	MOCK JAMES NELSON MD PA	110	11.39	10.54	1.58	70.00	82.12	P	6/30/09
	--CITY--		2.75	1.70	.26	.00	1.96		
05-105307	NEAL HOSPITALITY	110	4,746.44	4,392.84	658.93	70.00	5,121.77	P	6/30/09
	--CITY--		1,183.90	707.14	106.07	.00	813.21		
05-105310	NETTLES & NETTLES P A	110	448.54	415.13	62.27	70.00	547.40	P	6/30/09
	--CITY--		108.10	66.83	10.02	.00	76.85		
05-105399	POWERS ANDREW	100	104.29	96.69	14.50	70.00	181.19	P	6/30/09
05-105423	QUALITY LOANS INC	110	227.12	210.20	31.53	40.00	281.73	P	6/30/09
	--CITY--		54.74	33.84	5.08	.00	38.92		12/01/09
05-105500	SHEAR PREFECTION	320	20.87	19.36	2.90	40.00	62.26	P	6/30/09
	--CITY--		14.77	12.48	1.87	.00	14.35		
05-105558	SURGE UNLIMITED	110	9.57	8.86	1.33	40.00	50.19	P	6/30/09
	--CITY--		2.31	1.43	.21	.00	1.64		

RECEIPT#	NAME	DIST	TAX BEFORE EX.	TAX AFTER EX.	PENALTY	COST	R-REAL TOTAL TAX	P-PER C-COM	DATE NB
05-105639	WILSON DAY CARE	320 --CITY--	37.75 26.71	35.02 22.57	5.25 3.39	40.00 .00	80.27 25.96	P	6/30/09
05-105649	YELLOW RIVER LLC	110 --CITY--	2,391.90 576.45	2,213.71 356.35	332.06 53.45	70.00 .00	2,615.77 409.80	P	6/30/09
05-105665	FRYAR III WALLACE	310	17.68	16.49	2.47	20.00	38.96	P	6/30/09
05-105878	BOND KYLE W	400	132.68	114.42	17.16	20.00	151.58	P	6/30/09
05-105979	PERFECT BALANCE MED SOL L	110 --CITY--	75.17 18.12	69.57 11.20	10.44 1.68	70.00 .00	150.01 12.88	P	6/30/09
05-105994	FLORENCE SURGICAL SPECIAL	110 --CITY--	588.86 141.92	544.99 87.73	81.75 13.16	70.00 .00	696.74 100.89	P	6/30/09
05-200003	A & B FLORIST & GREENERY	100	1,196.59	1,109.36	166.40	40.00	1,315.76	C	6/30/09
05-200480	ANDERSON TARSHA	110 --CITY--	375.87 90.59	347.87 56.00	52.18 8.40	40.00 .00	440.05 64.40	C REVERSED: 7/06/09 C REVERSED: 7/06/09	12/30/09 6/30/09 1/21/10
05-200610	BARR SCOTT	130	14.38	13.36	2.00	40.00	55.36	C	6/30/09
05-200932	BRITTON HARRY LEE	500	244.51	232.29	34.84	40.00	307.13	C	6/30/09
05-200947	BROWDER LYNN COKER	300	969.43	904.43	135.66	40.00	1,080.09	C	6/30/09
05-200993	BYED THELMA J ORNER	410 --CITY--	6.17 2.11	5.83 1.02	.87 .15	40.00 .00	46.70 1.17	C	6/30/09
05-201003	C L J ENTERPRISES INC	110 --CITY--	2,637.92 635.74	2,441.40 393.00	366.21 58.95	40.00 .00	2,847.61 451.95	C	6/30/09
05-201068	CAROLINA CONSTRUCTION ASS	100	151.32	140.29	21.04	40.00	201.33	C	6/30/09
05-201949	COX HARVEY	100	1,082.52	1,003.61	150.54	40.00	1,194.15	C	6/30/09
05-202001	CYPRESS POINT INC	100	142.01	131.66	19.75	40.00	191.41	C	6/30/09
05-202364	DYNEGY CONNECT GP INC	110 --CITY--	25,773.29 6,211.39	23,853.23 3,839.76	3,577.98 575.96	40.00 .00	27,471.21 4,415.72	C	6/30/09
05-202372	EADDY LUCIUS B	210 --CITY--	1,131.55 343.30	1,065.19 192.20	159.78 28.83	40.00 .00	1,264.97 221.03	C	6/30/09
05-202373	EADDY WALLACE	100	20.95	19.42	2.91	40.00	62.33	C	6/30/09
05-202469	FASHION UNLIMITED BEAUTY	110 --CITY--	29.61 7.14	27.40 4.42	4.11 .66	40.00 .00	71.51 5.08	C	6/30/09
05-202843	GIBSON SAMANTHA L	130	762.25	708.28	106.24	40.00	854.52	C	6/30/09
05-202882	GRAHAM GODWIN	320 --CITY--	56.28 39.82	52.21 33.65	7.83 5.05	40.00 .00	100.04 38.70	C	6/30/09
05-202916	GREEN ROBERT JR	110 --CITY--	724.40 174.58	670.43 107.92	100.56 16.19	40.00 .00	810.99 124.11	C	6/30/09
05-203044	HASELDEN CAROL	310	606.00	565.27	84.79	40.00	690.06	C	6/30/09
05-203199	HOLT CAROLE ANN	110 --CITY--	658.34 158.66	609.30 98.08	91.40 14.71	40.00 .00	740.70 112.79	C	6/30/09

RECEIPT#	NAME	DIST	TAX BEFORE EX.	TAX AFTER EX.	PENALTY	COST	R-REAL TOTAL TAX	P-PER C-COM	DATE NB
05-203201	HOLT JOHN W III	210 --CITY--	335.70 101.85	316.02 57.03	47.40 8.55	40.00 .00	403.42 65.58	C	6/30/09
05-203248	HUNTINGTON NATIONAL BANK	320 --CITY--	196.98 139.36	182.72 117.74	27.41 17.66	40.00 .00	250.13 135.40	C	6/30/09
05-203249	HUNTINGTON NATIONAL BANK	110 --CITY--	230.08 55.45	212.94 34.28	31.94 5.14	40.00 .00	284.88 39.42	C	6/30/09
05-203259	HUTCHINSONS SEPTIC TANK & JAMES MANAGEMENT LTD	130 110 --CITY--	632.73 9,137.34 2,379.37	643.69 9,137.34 1,470.88	96.55 1,370.60 220.63	40.00 40.00 .00	780.24 10,547.94 1,691.51	C C	6/30/09 6/30/09
05-203454	JAMISON ROBERT G II	110 --CITY--	82.01 19.76	75.90 12.21	11.39 1.83	40.00 .00	127.29 14.04	C	6/30/09
05-203477	JERREYS OF FLORENCE INC	100	342.22	317.27	47.59	40.00	404.86	C	6/30/09
05-203523	JONES RAY	130	838.95	775.55	116.93	40.00	936.48	C	6/30/09
05-203577	KENNEDY WILLIAM T	110 --CITY--	248.30 59.84	223.80 36.99	34.47 5.55	40.00 .00	304.27 42.54	C	6/30/09
05-203588	KIKER SEPTIC TANK SERV	130	1,313.56	1,220.56	183.08	40.00	1,443.64	C	6/30/09
05-203597	KING MARY LINDA	100	176.93	164.03	24.60	40.00	228.63	C	6/30/09
05-203670	LANE RANDY W	320 --CITY--	8,974.32 6,348.99	8,324.85 5,364.22	1,248.73 804.63	40.00 .00	9,613.58 6,168.85	C	6/30/09
05-203809	LEE SIMON	110 --CITY--	9.11 2.20	8.43 1.36	1.26 .20	40.00 .00	49.69 1.56	C	6/30/09
05-203843	LOCK STOCK & BARREL LLC	130	35.96	33.42	5.01	40.00	78.43	C	6/30/09
05-203873	LYDE WOODROW V	110 --CITY--	250.58 60.39	231.91 37.33	34.79 5.60	40.00 .00	306.70 42.93	C	6/30/09
05-203922	MAC STAR ENTERPRISES LLC	110 --CITY--	797.30 192.15	737.90 118.78	110.69 17.82	40.00 .00	888.59 136.60	C	6/30/09
05-203925	MACK LEWIS	110 --CITY--	797.30 192.15	737.90 118.78	110.69 17.82	40.00 .00	888.59 136.60	C	6/30/09
05-204075	MCFADDEN DAVIS LILLIE	110 --CITY--	6.83 1.65	6.32 1.02	.95 .15	40.00 .00	47.27 1.17	C	6/30/09
05-204166	MILNER GENE W PRES	110 --CITY--	1,410.08 339.83	1,305.03 210.08	195.75 31.51	40.00 .00	1,540.78 241.59	C	6/30/09
05-204200	MOODY PHILLIP GORDON	100	2,172.02	2,013.68	302.05	40.00	2,355.73	C	6/30/09
05-204201	MOORE BETTY	110 --CITY--	68.24 16.47	63.25 10.18	9.49 1.53	40.00 .00	112.74 11.71	C	6/30/09
05-204220	MOSS ENTERPRISES INC	100	6,548.66	6,071.28	910.69	40.00	7,021.97	C	6/30/09

RECEIPT#	NAME	DIST	TAX BEFORE EX.	TAX AFTER EX.	PENALTY	COST	R-REAL TOTAL TAX	P-PER C-COM	DATE NB
05-204235	MULLINS BRUCE	100	3,496.66	3,241.76	486.26	40.00	3,768.02	C	6/30/09
05-204283	NEW HOME BUILDERS INC	110	15.95	14.76	2.21	40.00	56.97	C	6/30/09
	--CITY--		3.84	2.37	REVERSED: .36	.00	ABATED: 2.73	9/23/09	
05-204284	NEWCO INC	110	7,244.04	6,704.37	1,005.66	40.00	7,750.03	C	6/30/09
	--CITY--		1,745.82	1,079.23	REVERSED: 161.88	.00	ABATED: 1,241.11	12/30/09	
05-204413	NU HOMEBUILDERS INC	110	280.19	259.32	38.90	40.00	338.22	C	6/30/09
	--CITY--		67.53	41.75	6.26	.00	48.01		
05-204517	PALMETTO ALLIANCE OF SC I	130	9.59	8.91	1.34	40.00	50.25	C	6/30/09
05-204525	PALMETTO DRY CLEANERS INC	500	933.90	887.23	133.08	40.00	1,060.31	C	6/30/09
05-204542	PALMETTO SPECIALTY VEICL	100	176.93	164.03	24.60	40.00	228.63	C	6/30/09
05-204573	FARKER ERIC	320	607.36	563.41	84.51	40.00	687.92	C	6/30/09
	--CITY--		429.68	363.04	54.46	.00	417.50		
05-204654	PEOPLE FOR POSITIVE TOMMO	100	893.95	828.78	124.32	40.00	993.10	C	6/30/09
05-205490	RHULAND STANFORD WILLIAM	410	1,080.10	1,020.70	153.11	40.00	1,213.81	C	6/30/09
	--CITY--		369.25	177.60	26.64	.00	204.24		
05-205570	ROSE QUEEN ESTHER	310	161.60	150.74	22.61	40.00	213.35	C	6/30/09
05-205767	SCOTT ROBERT	110	47.84	44.28	6.64	40.00	90.92	C	6/30/09
	--CITY--		11.53	7.13	1.07	.00	8.20		
05-205823	SIR MICHAELS LIMOUSINE SE	100	5,105.30	4,733.13	709.97	40.00	5,483.10	C	6/30/09
05-205852	SMOOT MOSES	210	231.52	217.94	32.69	40.00	290.63	C	6/30/09
	--CITY--		70.24	39.33	5.90	.00	45.23		
05-206015	SUTTON LAUNE	320	28.14	26.11	3.92	40.00	70.03	C	6/30/09
	--CITY--		19.91	16.82	2.52	.00	19.34		
05-206029	T NETIX TELECOMMUNICATION	100	386.45	358.28	53.74	40.00	452.02	C	6/30/09
05-206118	TILTON CHRISTOPHER T	100	46.56	43.17	REVERSED: 6.48	40.00	89.65	12/30/09	
05-206217	UNDERWOOD ROBERT L JR	200	477.97	452.01	67.80	40.00	559.81	C	6/30/09
05-206302	VICTORJA HAM ELLERBE	130	692.73	643.69	96.55	40.00	780.24	C	6/30/09
05-206343	WALKER DAVID A	110	120.73	111.74	16.76	40.00	168.50	C	6/30/09
	--CITY--		29.10	17.99	2.70	.00	20.69		
05-206487	WINSOME INC	110	205.02	189.75	28.46	40.00	258.21	C	6/30/09
	--CITY--		49.41	30.55	4.58	.00	35.13		
05-206499	WOOD HANN INVESTMENTS INC	100	235.13	217.99	32.70	40.00	290.69	C	6/30/09
05-206503	WOODROW LVDE	110	359.92	333.11	49.97	40.00	423.08	C	6/30/09
	--CITY--		86.74	53.62	8.04	.00	61.66		
05-206520	WRIGHT MELVIN	110	66.06	61.14	9.17	40.00	110.31	C	6/30/09
	--CITY--		15.92	9.84	1.48	.00	11.32		

RCCEIPT#	NAME	DIST	TAX BEFORE EX.	TAX AFTER EX.	PENALTY	COST	R-REAL TOTAL TAX	P-COM	DATE
05-206679	MCNEILUS FINANCIAL SERVI	100	486.55	451.08	67.66	40.00	558.74	C	6/30/09
05-206696	P & M MACHINING INC	400	388.32	367.96	55.19	40.00	463.15	C	6/30/09
05-206812	R & R FRAMERS INC	340	50.50	47.11	7.07	40.00	94.18	C	6/30/09
05-206815	STONE TRUCK CENTER INC LL	100	6,690.67	6,202.93	REVERSED: 930.44	40.00	7,173.37	C	7/29/09
05-206930	STRICKLAND DEAN JR	410	86.41	81.66	REVERSED: 12.25	40.00	133.91	C	12/30/09
	--CITY--		29.54	14.21	2.13	.00	16.34		6/30/09
05-206932	TURBEVILLE WENDY	100	239.78	222.30	33.35	40.00	295.65	C	6/30/09
06-206431	WALKER DAVID A	130	168.40	156.50	23.48	65.00	244.98	C	10/20/09
08-207355	PARKER WILLIAM RAY JR	110	137.54	127.84	19.18	72.00	219.02	C	10/20/09
	--CITY--		28.55	17.48	2.62	.00	20.10		
98-071441	MCCLAIN LEROY D	110	564.23	444.87	66.73	15.00	526.60	R	6/30/09
	--CITY--		211.36	54.54	8.18	.00	62.72		
98-207034	LEE SIMON	110	20.09	17.66	2.65	15.00	35.31	C	6/30/09
	--CITY--		7.52	4.33	.65	.00	4.98		
99-074853	H & S HOMES LLC	510	13.30	11.65	1.75	15.00	28.40	R	6/30/09
	--CITY--		2.64	.00	.00	.00	.00		
99-074854	H & S HOMES LLC	510	13.30	11.70	1.76	15.00	28.46	R	6/30/09
	--CITY--		2.64	.00	.00	.00	.00		
99-201747	CYPRESS POINT INC	110	23.30	20.86	3.13	59.00	82.99	C	6/30/09
	--CITY--		7.90	4.79	.72	.00	5.51		
99-202539	HASELDEN CAROL	310	200.29	183.74	27.56	59.00	270.30	C	6/30/09
99-202978	JAMISON ROBERT G II	110	26.88	24.06	3.61	59.00	86.67	C	6/30/09
	--CITY--		9.12	5.53	.83	.00	6.36		
99-203101	KENNEDY WILLIAM T	110	62.72	56.14	8.42	59.00	123.56	C	6/30/09
	--CITY--		21.28	12.90	1.94	.00	14.84		
99-203185	LANE RANDY W	320	3,026.62	2,755.03	413.25	59.00	3,227.28	C	6/30/09
	--CITY--		2,170.33	1,600.53	240.08	.00	1,840.61		
99-203678	MILNER GENE W PRES	110	627.20	561.37	84.21	59.00	704.58	C	6/30/09
	--CITY--		212.80	128.97	19.35	.00	148.32		
99-203702	MOODY PHILLIP GORDON	100	502.87	451.52	67.73	59.00	578.25	C	6/30/09
99-203703	MOORE BETTY	110	143.36	128.31	19.25	59.00	206.56	C	6/30/09
	--CITY--		48.64	29.48	4.42	.00	33.90		
99-206800	KIKER SEPTIC TANK SERV	130	903.36	813.08	121.96	59.00	994.04	C	6/30/09
99-207249	LEE SIMON	110	16.13	14.44	2.17	15.00	31.61	C	6/30/09
	--CITY--		5.47	3.31	.50	.00	3.81		

\*COUNTY\* TOTAL NULLA-BOROS 375,019.33  
 \*CITY\* TOTAL NULLA-BOROS 56,781.61  
 COUNT: 1,032

GRAND TOTAL 42,179.00

473,451.45  
 65,299.01  
 538,750.46

NULLIBONAS REVERSED 5/21/09 - 2/03/10 REAL, PERSONAL, & COMMERCIAL PROPERTY

RECEIPT#	NAME	DIST	TAX BEFORE EX.	TAX AFTER EX.	PENALTY	COST	R-REAL TOTAL TAX	P-PER C-COM	DATE
00-033748	JONES TEKESHA	230	102.24	50.57	7.59	134.00	192.16	R	6/20/08
00-037507	LEE WAYNE W	130	42.11	16.84	2.53	104.00	123.37	R	6/20/08
00-057906	SMITH ANNIE B	200	242.67	110.97	16.65	104.00	231.62	R	6/20/08
00-061478	TED PARKER HOME SALES INC	100	413.81	343.15	51.47	54.00	448.62	R	6/29/07
					REVERSED: 11/11/09				11/11/09
00-101203	EADDY LEVERN	200	237.96	219.57	32.94	14.00	266.51	P	6/29/07
					REVERSED: 1/08/10				1/08/10
00-101612	GEORGER JOSEPH	110	19.95	17.95	2.69	14.00	34.64	P	6/29/07
		--CITY--	6.69	4.14	REVERSED: 11/18/09				11/18/09
					4.76				
00-104837	WHITE III THOMAS	130	15.31	13.86	2.08	14.00	29.94	P	6/29/07
					REVERSED: 1/13/10				1/13/10
00-105545	LESLIE-REIG CHARTERED ARC	100	5.59	5.05	.76	34.00	39.81	P	6/29/07
					REVERSED: 1/21/10				1/21/10
00-201201	BRITTON HARRY LEE	500	83.93	78.65	11.80	64.00	154.45	C	6/29/07
00-201921	COX HARVEY	100	538.70	486.09	72.91	64.00	623.00	C	6/30/09
00-202329	EADDY LUCIUS B	210	362.82	334.79	50.22	64.00	449.01	C	6/30/09
		--CITY--	135.52	72.60	REVERSED: 7/06/09				2/03/10
					10.89	.00	83.49		
00-202331	EADDY WALLACE	100	7.46	6.73	1.01	64.00	71.74	C	6/30/09
00-202914	HASELDEN CAROL	310	235.98	216.32	32.45	34.00	282.77	C	6/30/09
00-203319	JAMISON ROBERT G II	110	34.47	31.01	4.65	64.00	99.66	C	6/30/09
		--CITY--	11.55	7.14	1.07	.00	8.21		
00-203450	KENNEDY WILLIAM T	110	79.82	71.81	10.77	64.00	146.58	C	6/30/09
		--CITY--	26.75	16.54	2.48	.00	19.02		
00-203544	LAME RANDY W	320	3,514.77	3,195.64	479.35	64.00	3,738.99	C	6/30/09
		--CITY--	2,634.76	1,935.60	290.34	.00	2,225.94		
00-204197	MILNER GENE W PRES	110	696.58	626.67	94.00	64.00	784.67	C	6/30/09
		--CITY--	233.47	144.35	21.65	.00	166.00		
00-204210	MOODY PHILLIP GORDON	100	669.18	603.83	90.57	34.00	728.40	C	6/30/09
00-204212	MOORE BETTY	110	170.52	153.41	23.01	64.00	240.42	C	6/30/09
		--CITY--	57.15	35.33	5.30	.00	40.63		
00-204249	MULLINS BRUCE	100	1,373.77	1,239.60	185.94	64.00	1,489.54	C	6/30/09
00-204607	NU HOMEBUILDERS INC	110	52.61	47.33	7.10	34.00	88.43	C	6/30/09
		--CITY--	17.63	10.90	1.64	.00	12.54		
00-208116	LEE SIMON	110	12.70	11.43	1.71	15.00	28.14	C	6/30/09
		--CITY--	4.26	2.64	.40	.00	3.04		
00-208122	CYPRESS POINT INC	110	152.38	137.09	20.56	34.00	191.65	C	6/30/09
		--CITY--	51.07	31.57	4.74	.00	36.31		
01-018034	EARP RAY & LINDA	130	130.85	54.09	8.11	135.00	197.20	R	6/20/08
					REVERSED: 7/02/09				9/17/09
01-025164	GREEN ELIA MAE & J W	110	122.43	46.64	7.00	155.00	208.64	R	6/30/09
		--CITY--	38.91	.00	REVERSED: 7/02/09				10/02/09
					.00	.00	.00		

RECEIPT#	NAME	DIST	TAX BEFORE EX.	TAX AFTER EX.	PENALTY	COST	R-REAL TOTAL TAX	F-PER C-COM	DATE
01-026400	HAM FRED A	400	51.40	23.40	3.51	135.00	161.91	R	6/29/07
					REVERSED:	1/11/10	ABATED:	1/14/10	
01-031064	HUNSUCKER LISA A ETAL	100	100.11	39.85	5.98	135.00	180.83	R	6/20/08
01-034330	JONES TRKESHA	230	104.92	53.63	8.04	135.00	196.67	R	6/20/08
01-038142	LEE WAYNE W	130	44.29	19.22	2.88	135.00	157.10	R	6/20/08
01-057614	SHEFFIELD LOUISA	300	54.72	47.14	7.07	135.00	189.21	R	6/30/09
01-058168	SINGLETERY DAVID	310	205.20	89.46	13.42	135.00	237.88	R	6/29/07
01-058803	SMITH ANNIE B	200	270.17	139.45	20.92	135.00	295.37	R	6/20/08
01-062405	TED PARKER HOME SALES INC	100	435.79	366.54	54.98	15.00	436.52	R	6/29/07
					REVERSED:	11/11/09	ABATED:	11/11/09	
01-101096	EADY	LEVER 200	175.74	163.79	24.57	20.00	208.36	P	6/29/07
					REVERSED:	1/08/10	PAID:	1/08/10	
01-101456	GEORGER	JOSEP 110	19.13	17.35	2.60	20.00	39.95	P	6/29/07
					REVERSED:	11/18/09	ABATED:	11/18/09	
			6.08	3.76	.56	.00	4.32		
01-103062	OAKLEY	THOMA 130	20.13	18.35	2.75	20.00	41.10	P	6/29/07
					REVERSED:	12/01/09	ABATED:	12/01/09	
01-103121	PAPPAS	ANTHO 100	139.37	126.70	19.01	20.00	165.71	P	6/29/07
					REVERSED:	8/14/09	ABATED:	8/14/09	
01-104460	WHITE III	THOMA 130	14.09	12.84	1.93	20.00	34.77	P	6/29/07
					REVERSED:	1/13/10	PAID:	1/13/10	
01-201152	BRITTON HARRY LEE	500	105.60	99.36	14.90	50.00	164.26	C	6/29/07
01-202004	COX HARVEY	100	624.23	567.49	85.12	50.00	702.61	C	6/30/09
01-202305	EADY LUCIUS B	210	467.64	433.21	64.98	50.00	548.19	C	6/30/09
			169.84	79.50	11.93	.00	91.43		
01-202307	EADY WALLACE	100	7.85	7.14	1.07	50.00	58.21	C	6/30/09
01-202413	FASHION UNLIMITED BEAUTY	110	11.48	10.41	1.56	50.00	61.97	C	6/30/09
			3.65	2.26	.34	.00	2.60		
01-202806	GENERAL ELECTRIC CAPITAL	110	15.30	13.87	2.08	50.00	65.95	C	6/29/07
					REVERSED:	1/21/10	PAID:	1/21/10	
			4.86	3.00	.45	.00	3.45		
01-203054	HASELDEN CAROL	310	296.40	273.21	40.98	50.00	364.19	C	6/30/09
01-203470	JAMISON ROBERT G II	110	40.17	36.42	5.46	50.00	91.88	C	6/30/09
			12.77	7.89	1.18	.00	9.07		
01-203592	KENNEDY WILLIAM T	110	105.22	95.41	14.31	50.00	119.72	C	6/30/09
			33.44	20.65	3.10	.00	23.75		
01-203610	KING MARY LINDA	100	51.04	46.40	6.96	50.00	103.36	C	6/30/09
01-203680	LANE RANDY W	320	4,393.20	4,019.94	602.99	50.00	4,672.93	C	6/30/09
			3,144.28	2,231.87	334.78	.00	2,566.65		
01-204314	MOODY PHILLIP GORDON	100	889.24	808.42	121.26	50.00	979.68	C	6/30/09
01-204315	MOORE BETTY	110	208.52	189.07	28.36	50.00	267.43	C	6/30/09
			66.27	40.93	6.14	.00	47.07		
01-204468	NU HOMEBUILDERS INC	110	84.17	76.32	11.45	50.00	137.77	C	6/30/09
			26.75	16.52	2.48	.00	19.00		

RECEIPT#	NAME	DIST	TAX BEFORE EX.	TAX AFTER EX.	PENALTY	COST	R-REAL TOTAL TAX	P-FER C-COM	DATE NB
01-207221	GENERAL ELECTRIC CAPITAL	110	86.09	78.06	11.71	50.00	139.77	C	6/29/07
	--CITY--		27.36	16.90	REVERSED: 2.54	1/21/10 .00	PAID: 19.44	1/21/10	
01-207448	LEE SIMON	110	7.65	6.94	1.04	15.00	22.98	C	6/30/09
	--CITY--		2.43	1.50	.23	.00	1.73		
01-207449	MCFADDEN DAVIS LILLIE	110	3.83	3.47	.52	15.00	18.99	C	6/30/09
	--CITY--		1.22	.76	.11	.00	.87		
01-207450	THOMPSON OIL & GAS COMPAN	330	5,617.50	5,140.22	771.03	30.00	5,941.25	C	6/30/09
	--CITY--		1,473.93	423.90	63.59	.00	487.49		
01-207463	WINSOME INC	110	694.42	629.65	94.45	50.00	774.10	C	6/30/09
	--CITY--		220.70	136.31	20.45	.00	156.76		
01-207470	CYPRESS POINT INC	110	101.39	91.93	13.79	50.00	155.72	C	6/30/09
	--CITY--		32.22	19.90	2.99	.00	22.89		
01-207497	BINES CARL	410	71.54	66.55	9.98	15.00	91.53	C	6/30/09
	--CITY--		25.20	9.84	REVERSED: 1.48	7/06/09 .00	PAID: 11.32	2/02/10	
02-003629	BARTLELL RANDOLPH	220	40.38	35.75	5.36	105.00	146.11	R	6/20/08
02-018096	EARP RAY & LINDA	130	147.94	71.76	10.76	110.00	192.52	R	6/20/08
					REVERSED: 7/02/09		PAID: 9/17/09		
02-018513	ELDRD NATHAN & TERESA T	130	95.59	82.69	12.40	135.00	230.09	R	6/30/09
					REVERSED: 7/02/09		ABATED: 12/01/09		
02-019670	FEANGIN TONY M	310	99.38	86.70	13.01	105.00	204.71	R	6/30/09
02-024490	GRAHAM JAMES FRANKLIN	230	61.64	33.71	5.06	105.00	143.77	R	6/30/09
02-026427	HAM FRED A	400	53.07	25.24	3.79	135.00	164.03	R	6/29/07
					REVERSED: 1/11/10		ABATED: 1/14/10		
02-027035	HANNA SAMPSON & DOROTHY	320	253.57	218.90	32.84	135.00	386.74	R	6/20/08
	--CITY--		169.84	107.42	16.11	.00	123.53		
02-031090	HUNSUCKER LISA A ETAL	100	114.04	54.23	8.13	110.00	172.36	R	6/20/08
02-034363	JONES TEKESHA	230	112.08	61.15	9.17	110.00	180.32	R	6/20/08
02-036189	LEE WAYNE W	130	50.07	25.19	3.78	110.00	138.97	R	6/20/08
02-059105	SMITH ANNIE B	200	288.61	158.80	23.82	135.00	317.62	R	6/20/08
02-061727	STUCKEY ROBERT & SHIRLEY	200	714.51	390.59	58.59	110.00	559.18	R	6/29/07
					REVERSED: 7/02/09		PAID: 10/05/09		
02-062744	TED PARKER HOME SALES INC	100	486.39	428.46	64.27	110.00	602.73	R	6/29/07
					REVERSED: 11/11/09		ABATED: 11/11/09		
02-065160	TYLER JUDY M	100	80.50	69.47	10.42	140.00	219.89	R	6/30/09
					REVERSED: 7/02/09		PAID: 10/02/09		
02-073734	LANGLEY GENE, JR	100	214.66	102.02	15.30	15.00	132.32	R	6/29/07
					REVERSED: 7/10/09		PAID: 7/10/09		
02-100379	BOUWER	1SABE	185.81	170.93	25.64	20.00	216.57	P	6/29/07
	--CITY--		51.68	31.91	REVERSED: 11/04/09	.00	ABATED: 11/04/09		
02-100640	CASHWELL JR	RICHA	312.82	293.22	43.98	20.00	357.20	P	6/29/07
					REVERSED: 11/30/09		ABATED: 11/30/09		



RECEIPT#	NAME	DIST	TAX BEFORE EX.	TAX AFTER EX.	PENALTY	COST	R-REAL TOTAL TAX	P-PER C-COM	DATE NB
02-101093	EADDY	LEVER 200	232.57	218.04	32.71	20.00	270.75	P	6/29/07
					REVERSED:	1/08/10	PAID:	1/08/10	
					REVERSED:	11/18/09	ABATED:	11/18/09	
02-101450	GEORGER	JOSEP 110	24.05	22.13	3.32	20.00	45.45	P	6/29/07
		--CITY--	6.69	4.13	.62	.00	4.75		
02-101651	HANNA	JOHNN 500	268.80	254.45	38.17	20.00	312.62	P	6/29/07
					REVERSED:	7/01/09	PAID:	7/01/09	
02-103030	OAKLEY	THOMA 130	18.21	16.81	2.52	20.00	39.33	P	6/29/07
					REVERSED:	12/01/09	ABATED:	12/01/09	
02-103096	PAPPAS	ANTHO 100	201.24	185.49	27.82	20.00	233.31	P	6/29/07
					REVERSED:	8/14/09	ABATED:	8/14/09	
02-104370	WHITE	JULIA 100	31.30	28.85	4.33	20.00	53.18	P	6/29/07
					REVERSED:	6/25/09	PAID:	6/25/09	
02-104373	WHITE III	THOMA 130	13.66	12.61	1.89	20.00	34.50	P	6/29/07
					REVERSED:	1/13/10	PAID:	1/13/10	
02-105088	MATTHEWS BEN R	110	3,151.99	2,899.63	434.94	70.00	3,404.57	P	6/29/07
		--CITY--	876.68	541.34	81.20	.00	622.54		
02-200826	BRITTON HARRY LEE	500	140.95	133.42	20.01	70.00	223.43	C	6/30/09
02-200839	BROWDER LYNN CORER	350	648.52	597.94	89.69	70.00	757.63	C	6/30/09
02-201009	CARRAWAY SHIRLEY S	320	4.49	4.14	.62	70.00	74.76	C	6/30/09
		--CITY--	3.01	2.38	.36	.00	2.74		
02-202009	COX HARVEY	100	782.60	721.34	108.20	70.00	899.54	C	6/30/09
02-202061	CYPRESS POINT INC	110	137.72	126.69	19.00	70.00	215.69	C	6/30/09
		--CITY--	38.30	23.65	3.55	.00	27.20		
02-202366	EADDY LUCIUS B	210	611.47	570.34	85.55	70.00	725.89	C	6/30/09
		--CITY--	206.80	105.24	15.79	.00	121.03		
02-202368	EADDY WALLACE	100	13.42	12.37	1.86	70.00	84.23	C	6/30/09
02-202474	FASHION UNLIMITED BEAUTY	110	17.49	16.09	2.41	70.00	88.50	C	6/30/09
		--CITY--	4.86	3.00	.45	.00	3.45		
02-202896	GREAT AMERICA FINANCIAL C	100	111.80	103.05	15.46	70.00	188.51	C	6/30/09
02-203016	HASELDEN CAROL	310	370.87	344.09	51.61	70.00	465.70	C	6/30/09
02-203166	HUCKS IVAN	130	6.83	6.31	.95	70.00	77.26	C	6/30/09
02-203420	JAMLSON ROBERT G II	110	52.46	48.26	7.24	70.00	125.50	C	6/30/09
		--CITY--	14.59	9.01	1.35	.00	10.36		
02-203444	JERRYS OF FLORENCE INC	100	337.64	311.21	46.68	70.00	427.89	C	6/30/09
02-203538	KENNEDY WILLIAM T	110	146.46	134.74	20.21	70.00	224.95	C	6/30/09
		--CITY--	40.74	25.16	3.77	.00	28.93		
02-203562	KING MARY LINDA	100	82.73	76.26	11.44	70.00	157.70	C	6/30/09
02-203641	LANE RANDY W	320	5,533.70	5,102.09	765.31	70.00	5,937.40	C	6/30/09
		--CITY--	3,706.40	2,192.44	439.42	.00	3,368.86		
02-203964	LEE LORIE W III	110	279.81	257.41	38.61	70.00	366.02	C	6/30/09
		--CITY--	77.82	48.05	7.21	.00	55.26		

RECEIPT#	NAME	DIST	TAX BEFORE EX.	TAX AFTER EX.	PENALTY	COST	R-REAL TOTAL TAX	P-PER C-COM	DATE
02-204297	MILNER GENE W PRES	110	1,016.49	935.11	140.27	70.00	1,145.38	C	6/30/09
	--CITY--		282.72	174.58	26.19	.00	200.77		
02-204317	MOODY PHILLIP GORDON	100	1,245.45	1,147.96	172.19	70.00	1,390.15	C	6/30/09
02-204318	MOORE BETTY	110	277.62	255.39	38.31	70.00	363.70	C	6/30/09
	--CITY--		77.22	47.68	7.15	.00	54.83		
02-204351	MULLINS BRUCE	100	2,236.00	2,060.98	309.15	70.00	2,440.13	C	6/30/09
02-204403	NEW HOME BUILDERS INC	110	8.74	8.04	1.21	70.00	79.25	C	6/30/09
	--CITY--		2.43	1.50	.23	.00	1.73		9/23/09
02-204441	NU HOMEBUILDERS INC	110	133.35	122.67	18.40	70.00	211.07	C	6/30/09
	--CITY--		37.09	22.90	3.44	.00	26.34		
02-204626	PEOPLE FOR POSITIVE TOMMO	110	631.75	581.17	87.18	70.00	738.35	C	6/30/09
	--CITY--		175.71	108.50	16.28	.00	124.78		
02-205955	SIR MICHAELS LIMOUSINE SE	100	3,684.93	3,396.49	509.47	70.00	3,975.96	C	6/30/09
02-206557	WATERS JOE	110	192.37	176.97	26.55	70.00	273.52	C	6/29/07
	--CITY--		53.50	33.04	4.96	.00	38.00		1/11/10
02-206689	WOODROW LYDE	110	216.41	199.08	29.86	70.00	298.94	C	6/30/09
	--CITY--		60.19	37.17	5.58	.00	42.75		
02-206708	WRIGHT MELVIN	110	37.16	34.18	5.13	70.00	109.31	C	6/30/09
	--CITY--		10.34	6.39	.96	.00	7.35		
02-207457	STALVEY DOOR	100	140.87	129.84	19.48	70.00	219.32	C	6/30/09
02-207603	WOOD HANN INVESTMENTS INC	100	268.32	247.32	37.10	70.00	354.42	C	6/30/09
02-208216	MCFADDEN DAVIS LILLIE	110	4.37	4.02	.60	70.00	74.62	C	6/30/09
	--CITY--		1.22	.76	.11	.00	.87		
02-208366	LEE SIMON	110	4.37	4.02	.60	15.00	19.62	C	6/30/09
	--CITY--		1.22	.76	.11	.00	.87		
02-208994	WINSOME INC	110	338.83	311.70	46.76	70.00	428.46	C	6/30/09
	--CITY--		94.24	58.19	8.73	.00	66.92		
02-208463	PARKER ERIC	320	188.50	173.80	26.07	15.00	214.87	C	6/30/09
	--CITY--		126.25	99.78	14.97	.00	114.75		
02-208493	BINES CARL	410	111.01	103.66	15.55	15.00	134.21	C	6/30/09
	--CITY--		37.80	17.19	2.58	.00	19.77		2/02/10
03-002077	ASKINS CARSON B III	320	54.34	46.86	7.03	135.00	188.89	R	6/30/09
	--CITY--		39.82	27.92	4.19	.00	32.11		
03-003429	BARR FRANKLIN	100	82.85	72.14	10.82	135.00	217.96	R	6/29/07
03-003431	BARR FRANKLIN	100	85.21	74.06	11.11	135.00	220.17	R	6/29/07
	--CITY--								11/17/09
									11/17/09

RECEIPT#	NAME	DIST	TAX BEFORE EX.	TAX AFTER EX.	PENALTY	COST	R-REAL TOTAL TAX	P-PER C-COM	DATE
03-003434	BARR FRANKLIN J	100	85.21	74.07	11.11	135.00	220.18	R	6/29/07
					REVERSED:	7/02/09	ABATED:	11/17/09	6/20/08
03-003660	BARTELL RANDOLPH	220	40.85	36.16	5.42	135.00	176.58	R	6/20/08
03-009516	CAPERS OLA MAE	311	41.82	31.40	3.21	135.00	159.61	R	6/20/08
03-012943	COELAND THEVERA	400	41.67	37.00	5.55	135.00	177.55	R	6/20/08
					REVERSED:	7/07/09	ABATED:	7/07/09	
03-018180	EARP RAY & LINDA	130	157.11	80.53	12.08	135.00	227.61	R	6/20/08
					REVERSED:	7/02/09	PAID:	9/17/09	6/30/09
03-018599	ELDRED NATHAN & TERESA T	130	101.51	88.44	13.27	135.00	236.71	R	6/30/09
					REVERSED:	7/02/09	ABATED:	12/01/09	
03-019757	FEAGIN TONY M	310	100.20	87.35	13.10	105.00	205.45	R	6/30/09
03-019807	FELPER ELIZAH	130	50.76	44.28	6.64	105.00	155.92	R	6/30/09
03-020373	FLEMING ANNETTE	130	48.34	42.01	6.30	135.00	183.31	R	6/30/09
03-024612	GRAHAM JAMES FRANKLIN	230	62.77	34.70	5.21	135.00	174.91	R	6/30/09
03-025037	GRANT ADA &	220	245.07	217.14	32.57	135.00	384.71	R	6/30/09
03-026566	HAM FRED A	400	52.78	24.83	3.72	135.00	163.55	R	6/29/07
					REVERSED:	1/11/10	ABATED:	1/14/10	
03-027189	HANNA SAMPSON & DOROTHY	320	255.83	220.69	33.10	110.00	363.79	R	6/20/08
	--CITY--		187.47	131.57	19.74	.00	151.31		
03-028718	HEMINGWAY ROY M & GERALDI	100	262.74	131.71	19.76	110.00	261.47	R	6/20/08
03-031283	HUNSUCKER LISA A ETAL	100	120.72	60.59	9.09	80.00	149.68	R	6/20/08
03-034576	JONES TERESHA	230	114.12	62.95	9.44	135.00	207.39	R	6/20/08
03-036660	KNIGHT DON M	301	41.82	36.77	5.52	110.00	152.29	R	6/30/09
03-036662	KNIGHT DON M	301	57.51	50.62	7.59	135.00	193.21	R	6/30/09
03-038419	LEE WAYNE W	130	53.17	28.16	4.22	135.00	167.38	R	6/20/08
03-039027	LIU SHUN WEN	320	29.47	25.47	3.82	105.00	134.29	R	6/30/09
	--CITY--		21.57	15.27	2.29	.00	17.56		
03-039032	LIU SHUN WEN & ANN CHIN	320	33.96	29.28	4.39	135.00	168.67	R	6/30/09
	--CITY--		24.89	17.45	2.62	.00	20.07		
03-039380	LOVE JUANITA	130	229.62	200.15	30.02	135.00	365.17	R	6/20/08
03-042631	MCCUTCHEON MARSHALL S	320	38.49	16.68	2.50	105.00	124.18	R	6/30/09
	--CITY--		28.20	15.65	2.35	.00	18.00	PAID:	9/16/09
03-050347	PARKER OTIS	130	60.43	31.07	4.66	135.00	170.73	R	6/20/08
03-051634	PIGOTT LISTON	100	23.67	11.86	1.78	135.00	148.64	R	6/30/09
03-052013	PORTER RONNIE	301	47.05	24.00	3.60	135.00	162.60	R	6/30/09
03-053691	PURVIS ELLA &	130	164.36	84.25	12.64	135.00	231.89	R	6/20/08
03-054536	REID PAUL R JR	400	41.67	37.02	5.55	135.00	177.57	R	6/30/09
03-056945	SAMUEL ANDREW T	400	27.78	21.95	3.29	105.00	130.24	R	6/20/08
03-058188	SHEFFIELD LOUISA	300	58.66	51.13	7.67	135.00	193.80	R	6/30/09
03-059419	SMITH ANNIE B	200	293.86	163.42	24.51	135.00	322.93	R	6/20/08
03-062081	STUCKEY ROBERT & SHIRLEY	200	727.52	402.02	60.30	135.00	597.32	R	6/29/07
					REVERSED:	7/02/09	PAID:	10/05/09	
03-062088	STUCKEY SHIRLEY J & ROBER	200	62.77	34.84	5.23	225.00	265.07	R	6/29/07
					REVERSED:	7/02/09	PAID:	10/05/09	
03-062315	SUMTER NETTIE	410	55.19	48.64	7.30	105.00	160.94	R	6/20/08
	--CITY--		18.90	.39	.06	.00	.45		
03-063122	TED PARKER HOME SALES INC	100	525.47	456.62	68.49	110.00	635.11	R	6/29/07
					REVERSED:	11/11/09	ABATED:	11/11/09	

NULLIRONAS REVERSED 5/21/09 - 2/03/10 REAL, PERSONAL, & COMMERCIAL PROPERTY

RECEIPT#	NAME	DIST	TAX BEFORE EX.	TAX AFTER EX.	PENALTY	COST	R-REAL TOTAL TAX	P-PER C-COM	DATE
03-100088	ANDERSON	JIMMY 100	54.44	50.36	7.55	20.00	77.91	P	6/29/07
					REVERSED:	6/04/09	PAID:	6/04/09	
03-100395	BOUWER	ISABE 110	69.51	64.19	9.63	20.00	93.82	P	6/29/07
		--CITY--	18.24	11.28	1.69	.00	12.97		11/04/09
					REVERSED:	11/04/09	ABATED:	11/04/09	
03-100658	CASHWELL JR	RICHA 400	288.91	270.46	40.57	20.00	331.03	P	6/29/07
					REVERSED:	11/30/09	ABATED:	11/30/09	
03-100702	CHRISTOPHER	BERT 100	92.31	85.39	12.81	20.00	118.20	P	6/29/07
03-100832	COTLE	RONAL 100	227.23	210.20	31.53	20.00	261.73	P	6/29/07
					REVERSED:	12/18/09	ABATED:	12/18/09	
03-100956	DAVIS	BILLY 110	13.90	12.84	1.93	20.00	34.77	P	6/29/07
		--CITY--	3.65	2.26	.34	.00	2.60		6/22/09
					REVERSED:	6/22/09	PAID:	6/22/09	
03-101119	EADDY	LEVER 200	225.39	211.38	31.71	20.00	263.09	P	6/29/07
					REVERSED:	1/08/10	PAID:	1/08/10	
03-101473	GEORGER	JOSEP 110	23.17	21.40	3.21	20.00	44.61	P	6/29/07
		--CITY--	6.08	3.76	.56	.00	4.32		11/18/09
					REVERSED:	11/18/09	ABATED:	11/18/09	
03-101859	HILL	JOHN 100	191.73	177.36	26.60	20.00	223.96	P	6/29/07
					REVERSED:	11/16/09	ABATED:	11/16/09	
03-103012	OAKLEY	THOMA 130	24.17	22.40	3.36	20.00	45.76	P	6/29/07
					REVERSED:	12/01/09	ABATED:	12/01/09	
03-103080	PAPPAS	ANTHO 100	160.96	148.90	22.34	20.00	191.24	P	6/29/07
					REVERSED:	8/14/09	ABATED:	8/14/09	
03-103081	PAPPAS	T 110	27.80	25.67	3.85	20.00	49.52	P	6/29/07
		--CITY--	7.30	4.52	.68	.00	5.20		12/03/09
					REVERSED:	12/03/09	ABATED:	12/03/09	
03-103416	RAINWATER	BRAD 100	54.44	50.36	7.55	20.00	77.91	P	6/29/07
					REVERSED:	7/02/09	PAID:	7/02/09	
03-105074	MATTHEWS BEN R	110	3,674.76	3,393.44	509.02	50.00	3,952.46	P	6/29/07
		--CITY--	964.29	596.19	89.43	.00	685.62		7/17/09
					REVERSED:	7/17/09	ABATED:	7/17/09	
03-200843	BRITTON HARRY LEE	500	172.64	163.42	24.51	70.00	257.93	C	6/30/09
03-200852	BROWDER LYNN COKER	310	777.19	720.78	108.12	70.00	898.90	C	6/30/09
03-201015	CARRAWAY SHIRLEY S	320	6.79	6.26	.94	70.00	77.20	C	6/30/09
		--CITY--	4.98	4.14	.62	.00	4.76		6/30/09
					REVERSED:	7/17/09	ABATED:	7/17/09	
03-201097	CHASE OIL COMPANY INC	110	331.33	305.96	45.89	40.00	391.85	C	6/30/09
		--CITY--	86.94	53.75	8.06	.00	61.81		6/30/09
					REVERSED:	7/02/09	PAID:	7/02/09	
03-201099	CHASE OIL COMPANY INC	100	191.73	177.36	26.60	40.00	243.96	C	6/30/09
03-201101	CHASE OIL COMPANY INC	110	234.02	216.10	32.42	40.00	288.52	C	6/30/09
		--CITY--	61.41	37.97	5.70	.00	43.67		6/30/09
					REVERSED:	7/17/09	ABATED:	7/17/09	
03-201103	CHASE OIL COMPANY INC	100	423.69	391.94	58.79	40.00	490.73	C	6/30/09
03-201104	CHASE OIL COMPANY INC	100	3,188.35	2,949.42	442.41	40.00	3,431.83	C	6/30/09
03-201105	CHASE OIL COMPANY INC	100	563.35	521.14	78.17	40.00	639.31	C	6/30/09
03-201106	CHASE OIL COMPANY INC	320	74.71	68.86	10.33	40.00	119.19	C	6/30/09
		--CITY--	54.75	45.44	6.82	.00	52.26		6/30/09
					REVERSED:	6/22/09	PAID:	6/22/09	

RECEIPT#	NAME	DIST	TAX BEFORE EX.	TAX AFTER EX.	PENALTY	COST	R-REAL TOTAL TAX	P-PER C-COM	DATE
03-202086	COX HARVEY	100	908.93	840.82	126.12	70.00	1,036.94	C	6/30/09
03-202411	DYNEGY CONNECT GP INC	110	20,593.50	19,016.96	2,852.54	70.00	21,939.50	C	6/30/09
	--CITY--		5,403.90	3,341.04	501.16	.00	3,842.20		
03-202418	EADDY LUCIUS B	210	742.31	692.11	103.82	70.00	865.93	C	6/30/09
	--CITY--		249.04	122.28	18.34	.00	140.62		
03-202420	EADDY WALLACE	100	16.57	15.33	2.30	70.00	87.63	C	6/30/09
03-202519	FASHION UNLIMITED BEAUTY	110	20.85	19.25	2.89	70.00	92.14	C	6/30/09
	--CITY--		5.47	3.38	.51	.00	3.89		
03-203017	HASELDEN CAROL	310	437.48	405.73	60.86	70.00	536.59	C	6/30/09
03-203029	HAYES WILLIAM JR	320	144.90	133.55	20.03	70.00	223.58	C	6/30/09
	--CITY--		106.18	88.12	13.22	.00	101.34		
03-203175	HUCKS IVAN	130	16.92	15.68	2.35	40.00	58.03	C	6/30/09
03-203423	JAMISON ROBERT G II	110	67.19	62.05	9.31	70.00	141.36	C	6/30/09
	--CITY--		17.63	10.90	1.64	.00	12.54		
03-203541	KENNEDY WILLIAM T	110	183.04	169.03	25.35	70.00	264.38	C	6/30/09
	--CITY--		48.03	29.70	4.46	.00	34.16		
03-203558	KING MARY LANDA	100	113.62	105.11	15.77	70.00	190.88	C	6/30/09
03-203632	LANE RANDY W	320	6,515.79	6,005.29	900.79	70.00	6,976.08	C	6/30/09
	--CITY--		4,774.60	3,962.51	594.38	.00	4,556.89		
03-203981	LEE LORIE W III	110	347.55	320.94	48.14	40.00	409.08	C	6/30/09
	--CITY--		91.20	56.39	8.46	.00	64.85		
03-203985	LEE SIMON	110	4.63	4.28	.64	70.00	74.92	C	6/30/09
	--CITY--		1.22	.76	.11	.00	.87		
03-204202	MCCLAM PLUMBING COMPANY I	100	37.87	35.03	5.25	70.00	110.28	C	6/30/09
03-204209	MCDANIEL CASTENER	110	9.27	8.56	1.28	70.00	79.84	C	6/30/09
	--CITY--		2.43	1.50	.23	.00	1.73		
					REVERSED: 7/06/09		PAID: 11/02/09		
03-204221	MCFADDEN DAVIS LILLIE	110	4.63	4.28	.64	40.00	44.92	C	6/30/09
	--CITY--		1.22	.76	.11	.00	.87		
03-204309	MILLIGAN ELAINE B	100	4.73	4.38	.66	70.00	75.04	C	6/30/09
03-204312	MILNER GENE W PRES	110	1,186.30	1,095.48	164.32	70.00	1,329.80	C	6/30/09
	--CITY--		311.30	192.47	28.87	.00	221.34		
03-204333	MOODY PHILIP GORDON	100	1,585.89	1,467.05	220.06	40.00	1,727.11	C	6/30/09
03-204334	MOORE BETTY	110	335.97	310.25	46.54	70.00	426.79	C	6/30/09
	--CITY--		88.16	54.51	8.18	.00	62.69		
03-204364	MULLINS BRUCE	100	2,726.78	2,522.44	378.37	70.00	2,970.81	C	6/30/09
03-204412	NEW HOME BUILDERS INC	110	13.90	12.84	1.93	70.00	84.77	C	6/30/09
	--CITY--		3.65	2.26	.34	.00	2.60		
					REVERSED: 7/06/09		ABATED: 9/23/09		

RECEIPT#	NAME	DIST	TAX BEFORE EX.	TAX AFTER EX.	PENALTY	COST	R-REAL TOTAL TAX	P-PER C-COM	DATE NB
03-204448	NU HOMEBUILDERS INC	110 --CITY--	183.04 48.03	169.03 29.70	25.35 4.46	40.00 .00	234.38 34.16	C	6/30/09
03-204690	PEOPLE FOR POSITIVE TOMMO	110 --CITY--	736.81 193.34	680.40 119.54	102.06 17.93	70.00 .00	852.46 137.47	C	6/30/09
03-205385	R & R FRAMERS INC	340	273.73	253.86	38.08	70.00	361.94	C	6/30/09
03-205687	SIR MICHAELS LIMOUSINE SE	100	4,291.37	3,969.78	REVERSED: 595.47	70.00	PAID: 4,635.25	7/29/09 C	6/30/09
03-205776	SPALVEY DOOR	110 --CITY--	113.53 29.79	104.84 18.42	15.73 2.76	70.00 .00	190.57 21.18	C	6/30/09
03-205922	SUB 5 LLC	320 --CITY--	676.94 496.04	623.90 411.67	93.59 61.75	40.00 .00	757.49 473.42	C	6/30/09
03-205848	SUTTON LAUNE	320 --CITY--	18.11 13.27	16.69 11.02	2.50 1.65	70.00 .00	89.19 12.67	C	6/30/09
03-205948	THOMPSON OIL & GAS COMPAN	330 --CITY--	3,511.46 854.60	3,236.35 238.09	485.45 35.71	40.00 .00	3,761.80 273.80	C	6/30/09
03-206388	WOOD HANN INVESTMENTS INC	100	201.20	186.12	27.92	70.00	284.04	C	6/30/09
03-206393	WOODROW LYDE	110 --CITY--	271.09 71.14	250.34 43.99	37.55 6.60	70.00 .00	357.89 50.59	C	6/30/09
03-206412	WRIGHT MELVIN	110 --CITY--	46.34 12.16	42.79 7.52	6.42 1.13	70.00 .00	119.21 8.65	C	6/30/09
03-207119	CYPRESS POINT INC	110 --CITY--	60.24 15.81	55.63 9.78	8.34 1.47	40.00 .00	103.97 11.25	C	6/30/09
03-207153	MOSS ENTERPRISES INC	110 --CITY--	4,300.35 1,128.45	3,971.14 697.68	595.67 104.65	40.00 .00	4,606.81 802.33	C	6/30/09
03-207310	COMPASS ONE LLC	100	684.06	632.80	94.92	40.00	767.72	C	6/30/09
03-207322	DCB PARTY SHOPS LLC	100	684.06	632.80	94.92	40.00	767.72	C	6/30/09
03-207384	JONES RAY	130	698.51	647.25	97.09	40.00	784.34	C	6/30/09
03-207399	MAC STAR ENTERPRISES LLC	110 --CITY--	669.61 175.71	618.35 108.64	REVERSED: 92.75 16.30	40.00 .00	751.10 124.94	1/21/10 C	6/30/09
03-207400	MACK LEWIS	110 --CITY--	669.61 175.71	618.35 108.64	92.75 16.30	40.00 .00	751.10 124.94	C	6/30/09
03-207451	RHULAND STANFORD WILLIAM	410 --CITY--	759.49 260.10	708.23 115.27	106.23 17.29	40.00 .00	854.46 132.56	C	6/30/09
03-207572	WINSOME INC	130	319.04	295.63	44.34	40.00	379.97	C	6/30/09
03-207809	PARKER ERIC	320 --CITY--	190.18 139.36	175.28 115.66	26.29 17.35	65.00 .00	266.57 133.01	C	6/30/09
03-207915	MORRIS CORRIE	410 --CITY--	152.42 52.20	142.13 23.14	21.32 REVERSED: 3.47	45.00 .00	208.45 26.61	C PAID: 2/02/10	6/30/09

RECEIPT#	NAME	DIST	TAX BEFORE EX.	TAX AFTER EX.	PENALTY	COST	R-REAL TOTAL TAX	P-PER C-COM	DATE
03-208218	BINES CARL	410	120.89	112.73	16.91	70.00	199.64	C	6/30/09
	--CITY--		41.40	18.35	REVERSED: 2.75	.00	PAID: 21.10	2/02/10	
03-208366	QUINN HAYDEN	130	26.59	24.64	3.70	40.00	68.34	C	6/30/09
04-002097	ASKINS CARSON B III	320	55.63	48.44	7.27	110.00	165.71	R	6/30/09
	--CITY--		39.82	29.46	4.42	.00	33.88		
04-003450	BARR FRANKLIN	100	84.18	73.89	11.08	110.00	194.97	R	6/20/08
			86.58	75.87	REVERSED: 11.38		ABATED: 197.25	11/17/09	
04-003451	BARR FRANKLIN	100	86.58	75.87	REVERSED: 11.38	110.00	197.25	R	6/20/08
04-003452	BARR FRANKLIN J	100	86.58	75.88	REVERSED: 11.38	110.00	197.26	R	6/20/08
			44.78	40.27	REVERSED: 6.04	135.00	ABATED: 181.31	11/17/09	
04-003671	BARTELL RANDOLPH	220	44.78	40.27	6.04	135.00	181.31	R	6/20/08
04-007822	BRYAN SONJA	400	51.39	45.08	6.76	135.00	186.84	R	6/20/08
04-009122	CALHOUN GAYLE B	100	60.13	52.76	7.91	135.00	195.67	R	6/20/08
04-009614	CAPERS OLA MAE	311	42.69	22.56	3.38	135.00	160.94	R	6/20/08
04-013060	COPELAND THEVERA	400	36.71	32.22	4.83	110.00	147.05	R	6/20/08
			24.05	12.39	REVERSED: 1.86	105.00	ABATED: 119.25	7/07/09	
04-015375	DAVIS JR JAKE	100	24.05	12.39	1.86	105.00	119.25	R	6/30/09
04-018199	EARP RAY & LINDA	130	161.33	85.94	12.89	110.00	208.83	R	6/20/08
			104.24	91.68	REVERSED: 13.75	135.00	ABATED: 240.43	9/17/09	
04-018620	ELDRED NATHAN & TERESA T	130	104.24	91.68	REVERSED: 13.75	135.00	240.43	R	6/30/09
04-019814	FEAGIN TONY M	310	102.42	90.08	13.51	135.00	238.59	R	6/30/09
04-019864	FELDER ELIJAH	400	83.20	73.21	10.98	110.00	194.19	R	6/30/09
04-019871	FELDER ELIZAH	130	52.12	45.89	6.88	135.00	187.77	R	6/30/09
04-020457	FLEMING ANNETTE	130	49.64	43.56	6.53	135.00	185.09	R	6/30/09
04-024667	GRAHAM JAMES FRANKLIN	230	67.94	40.28	6.04	135.00	181.32	R	6/30/09
04-025088	GRANT ADA &	220	268.65	241.82	36.27	135.00	413.09	R	6/30/09
04-026647	HAM FRED A	400	46.49	18.90	2.84	135.00	156.74	R	6/20/08
			188.42	165.60	REVERSED: 24.84	110.00	ABATED: 300.44	1/14/10	
04-026855	HAMMOND MARGARET S	400	188.42	165.60	24.84	110.00	300.44	R	6/20/08
04-027273	HANNA SAMPSON & DOROTHY	320	261.93	228.18	34.23	135.00	397.41	R	7/20/09
	--CITY--		187.47	138.83	20.82	.00	159.65		
04-028805	HEMINGWAY ROY M & GERALDI	100	266.96	137.97	20.70	135.00	293.67	R	6/20/08
04-029454	HICKSON MAITIE	410	140.12	122.08	18.31	135.00	275.39	R	6/20/08
	--CITY--		54.90	3.44	.52	.00	3.96		
04-030341	HOME BUILDERS INC	400	119.90	49.24	7.39	105.00	161.63	R	6/20/08
			122.66	63.47	REVERSED: 9.52	135.00	ABATED: 207.99	6/30/09	
04-031389	HUNSUCKER LISA A ETAL	100	122.66	63.47	9.52	135.00	207.99	R	6/20/08
04-034357	JONES DAVID	100	36.08	31.59	4.74	105.00	141.33	R	6/30/09
			43.29	37.91	REVERSED: 5.69	135.00	PAID: 178.60	10/01/09	
04-034358	JONES DAVID	100	43.29	37.91	5.69	135.00	178.60	R	6/30/09
04-034359	JONES DAVID	100	43.29	37.91	5.69	135.00	178.60	R	6/30/09
04-034741	JONES TERESHA	230	123.52	73.08	10.96	135.00	219.04	R	6/20/08
04-036843	KNIGHT DON M	301	42.69	37.84	5.68	135.00	178.52	R	6/30/09
04-036845	KNIGHT DON M	301	58.70	52.08	7.81	135.00	194.89	R	6/30/09
04-038633	LEE WAYNE W	130	54.60	29.99	4.50	135.00	169.49	R	6/20/08

NULLIBONDAS REVERSED 5/21/09 - 2/03/10 REAL, PERSONAL, & COMMERCIAL PROPERTY

RECEIPT#	NAME	DIST	TAX BEFORE EX.	TAX AFTER EX.	PENALTY	COST	R-REAL TOTAL TAX	P-PER C-COM	DATE NB
04-039226	LIU SHUN WEN	320 --CITY--	30.13 21.57	26.33 16.09	3.95 2.41	105.00 .00	135.28 18.50	R	6/30/09
04-039230	LIU SHUN WEN & ANN CHIN	320 --CITY--	34.77 24.89	30.29 18.44	4.54 2.77	110.00 .00	144.83 21.21	R	6/20/08
04-039231	LIU SHUN WEN & ANN CHIN	320 --CITY--	34.77 24.89	30.28 18.41	4.54 2.76	135.00 .00	169.82 21.17	R	6/30/09
04-039571	LOVE JUANITA	130	235.79	207.48	31.12	135.00	373.60	R	6/20/08
04-042835	MCCUTCHEON MARSHALL S	320	39.41	17.91	2.69	135.00	155.60	R	6/30/09
					REVERSED: 7/02/09		PAID: 9/16/09		
			28.20	17.28	2.59	.00	19.87		
04-043183	MCELEVERN RODNEY	100	48.10	42.27	6.34	110.00	158.61	R	6/30/09
04-043427	MCFADDEN DANIEL JR	310	172.36	151.73	22.76	135.00	309.49	R	6/20/08
04-044146	MCKENZIE LECCO	310	52.46	46.21	6.93	135.00	188.14	R	6/20/08
04-050707	PARKER OTIS	130	62.05	33.14	4.97	135.00	173.11	R	6/20/08
04-051538	PERKINS MARY E	100	52.91	46.51	6.98	110.00	163.49	R	6/30/09
04-051692	PETERSON ROBERT J & ANGEL	410 --CITY--	66.61 26.10	24.55 .00	3.68 .00	135.00 .00	163.23 .00	R	6/30/09
04-052400	PORTER RONNIE	301	48.02	25.30	3.80	135.00	164.10	R	6/30/09
04-054076	PURVIS ELLA &	130	168.78	89.92	13.49	110.00	213.41	R	6/20/08
04-054980	REID PAUL R JR	400	36.71	32.25	4.84	135.00	172.09	R	6/30/09
04-057211	SAMUEL ANDREW T	400	24.40	16.00	2.40	110.00	128.40	R	6/20/08
04-058581	SHEFFIELD MOUTSA	300	59.95	52.71	7.91	135.00	195.62	R	6/30/09
04-059140	SINGLETARY DAVID	310	224.82	110.98	16.65	110.00	237.63	R	6/20/08
04-059808	SMITH ANNIE B	200	318.06	189.50	28.43	110.00	327.93	R	6/20/08
04-061146	SPRINGS CECIL	310	37.47	33.05	4.95	135.00	173.01	R	6/30/09
04-062531	STUCKEY ROBERT & SHIRLEY	200	787.44	466.63	69.99	15.00	551.62	R	6/20/08
					REVERSED: 7/02/09		PAID: 10/05/09		
04-062540	STUCKEY SHIRLEY J & ROBER	200	67.94	40.41	6.06	15.00	61.47	R	6/20/08
04-062771	SUMTER NETTIE	410 --CITY--	48.24 18.90	41.95 .95	6.29 .14	110.00 .00	158.24 1.09	R	6/20/08
					REVERSED: 7/02/09		PAID: 10/05/09		
04-063615	TED PARKER HOME SALES INC	100	533.91	467.78	70.17	110.00	647.95	R	6/20/08
04-065171	TONIKA BARRON	320 --CITY--	32.45 23.23	14.82 14.35	2.22 2.15	135.00 .00	152.04 16.50	R	6/20/08
					REVERSED: 11/11/09		ABATED: 11/11/09		
04-068447	WHEELER TAMMY M & MCCRAY	380	42.62	37.22	5.58	135.00	177.80	R	6/30/09
04-069516	WILLIAMS JAMES	130	37.23	32.72	4.91	135.00	172.63	R	6/20/08
					REVERSED: 7/07/09		ABATED: 7/07/09		
04-100093	ANDERSON JIMMY C	100	50.51	46.93	7.04	20.00	73.97	P	6/20/08
					REVERSED: 6/04/09		PAID: 6/04/09		
04-100218	BALL DAVID C	100	214.05	198.89	29.83	20.00	248.72	P	6/20/08
					REVERSED: 11/25/09		PAID: 11/25/09		
04-100403	BOUWER ISABEL JEMINE	110	68.30	63.36	9.50	20.00	92.86	P	6/20/08
					REVERSED: 11/04/09		ABATED: 11/04/09		
			17.63	10.90	1.64	.00	12.54		



RECEIPT#	NAME	DIST	TAX BEFORE EX.	TAX AFTER EX.	FENALTY	COST	R-REAL TOTAL TAX	P-PER C-COM	DATE
04-100469	BROWDER TIFFANY L	130	74.46	69.35	10.40	20.00	99.75	P	6/20/08
					REVERSED:	5/27/09	PAID:	5/27/09	
04-100663	CASHWELL JR RICHARD A	400	239.81	223.11	33.47	20.00	276.58	P	6/20/08
					REVERSED:	11/30/09	ABATED:	11/30/09	
04-100704	CHRISTOPHER BERT	100	88.99	82.69	12.40	20.00	115.09	P	6/20/08
					REVERSED:	11/04/09	ABATED:	11/04/09	
04-100840	COTTLE RONALD W	100	211.64	196.65	29.50	20.00	246.15	P	6/20/08
					REVERSED:	12/18/09	ABATED:	12/18/09	
04-101012	DENNIS JASON B	310	89.93	83.80	12.57	.00	96.37	P	6/20/08
					REVERSED:	6/16/09	PAID:	6/17/09	
04-101433	GEORGER JOSEPH L	100	21.65	20.12	3.02	20.00	43.14	P	6/20/08
					REVERSED:	11/18/09	ABATED:	11/18/09	
04-101632	HANNA JOHNNY D	500	356.59	339.04	50.86	20.00	409.90	P	6/20/08
					REVERSED:	7/01/09	PAID:	7/01/09	
04-101803	HILL JOHN H	100	182.78	169.83	25.47	20.00	215.30	P	6/20/08
					REVERSED:	11/16/09	ABATED:	11/16/09	
04-102186	KEENE LESLIE C	100	69.75	64.81	9.72	20.00	94.53	P	6/20/08
					REVERSED:	11/20/09	PAID:	11/20/09	
04-102347	LEE GERALD M	130	84.39	78.60	11.79	20.00	110.39	P	6/20/08
					REVERSED:	12/01/09	PAID:	12/01/09	
04-102348	LEE GERALD MARK	130	484.21	423.03	63.45	20.00	506.48	P	6/20/08
					REVERSED:	12/01/09	PAID:	12/01/09	
04-102535	MARTIN JACK	330	46.36	42.95	6.44	20.00	69.39	P	6/20/08
					REVERSED:	5/29/09	PAID:	5/29/09	
	--CITY--		11.02	3.73	.56	.00	4.29		
04-103008	OAKLEY THOMAS F	110	16.49	15.30	2.30	20.00	37.60	P	6/20/08
					REVERSED:	12/01/09	ABATED:	12/01/09	
	--CITY--		4.26	2.64	.40	.00	3.04		
04-103075	PAPPAS ANTHONY C	100	158.73	147.49	22.12	20.00	189.61	P	6/20/08
					REVERSED:	8/14/09	ABATED:	8/14/09	
04-103076	PAPPAS CHRISTOPHER C	100	33.67	31.29	4.69	20.00	55.98	P	6/20/08
					REVERSED:	6/19/09	PAID:	6/19/09	
04-103077	PAPPAS T B	100	26.46	24.59	3.69	20.00	48.28	P	6/20/08
					REVERSED:	12/03/09	ABATED:	12/03/09	
04-103393	RAINWATER BRAD H	110	49.46	45.88	6.88	20.00	72.76	P	6/20/08
					REVERSED:	7/02/09	PAID:	7/02/09	
	--CITY--		12.77	7.90	1.19	.00	9.09		
04-103589	SCHUCHTER DAVID C	110	197.82	183.51	27.53	20.00	231.04	P	6/20/08
					REVERSED:	7/13/09	ABATED:	7/13/09	
	--CITY--		51.07	31.57	4.74	.00	36.31		
04-103704	SKIPPER WILLIAM R	100	36.08	33.53	5.03	20.00	58.56	P	6/20/08
					REVERSED:	8/19/09	PAID:	8/19/09	
04-103858	STONE ANDREW S	500	31.16	29.63	4.44	20.00	54.07	P	6/20/08
					REVERSED:	7/17/09	PAID:	7/17/09	
04-103859	STONE ANDREW SCOTT	500	31.16	29.63	4.44	20.00	54.07	P	6/20/08
					REVERSED:	7/17/09	PAID:	7/17/09	
04-103985	TAYLOR TAMMY T	500	55.39	52.67	7.90	20.00	80.57	P	6/20/08
					REVERSED:	9/29/09	PAID:	9/29/09	
04-105067	MATTHEWS BERN R	110	4,108.53	3,811.29	571.69	40.00	4,422.98	P	6/20/08
					REVERSED:	7/17/09	ABATED:	7/17/09	
	--CITY--		1,060.72	655.81	98.37	.00	754.18		

RECEIPT#	NAME	DIST	TAX BEFORE EX.	TAX AFTER EX.	PENALTY	COST	F-REAL TOTAL TAX	P-FER C-COM	DATE NB
04-105264	QUALITY LOANS INC	110	213.60	198.15	29.72	40.00	267.87	P	6/26/08
	--CITY--		55.15	34.10	REVERSED: 5.12	.00	ABATED: 39.22	12/01/09	
04-200003	A & B FLORIST & GREENERY	100	815.30	757.54	113.63	40.00	911.17	C	6/30/09
04-200388	ALFORD CARL L	320	194.71	180.40	REVERSED: 27.06	40.00	ABATED: 247.46	12/30/09	
	--CITY--		139.36	118.74	17.81	.00	136.55	C	6/30/09
04-200946	BRITTON HARRY LEE	500	211.18	200.79	30.12	40.00	270.91	C	6/30/09
04-200960	BROWDER LYNN COKER	310	874.30	814.67	122.20	40.00	976.87	C	6/30/09
04-200963	BROWN ANGELA S	330	669.90	620.66	93.10	40.00	753.76	C	6/30/09
	--CITY--		159.24	53.80	8.07	.00	61.87		
04-201071	CAROLINA CONSTRUCTION ASS	100	69.75	64.81	9.72	40.00	114.53	C	6/30/09
04-201968	COX HARVEY	100	1,014.91	943.01	141.45	40.00	1,124.46	C	6/30/09
04-202032	CYPRESS POINT INC	100	103.42	96.09	14.41	40.00	150.50	C	6/30/09
04-202121	DCB PARTY SHOES LLC	100	764.79	710.61	106.59	40.00	857.20	C	6/30/09
04-202323	DOLLARD GEORGE	310	721.92	672.68	100.90	40.00	813.58	C	6/30/09
04-202360	DYNEGY CONNECT GP INC	110	23,651.27	21,940.14	3,291.02	40.00	25,271.16	C	6/30/09
	--CITY--		6,106.14	3,775.21	566.28	.00	4,341.49		
04-202368	EADDY LUCIUS B	210	951.71	894.97	134.25	40.00	1,069.22	C	6/30/09
	--CITY--		293.04	171.63	25.74	.00	197.37		
04-202370	EADDY WALLACE	100	19.24	17.88	2.68	40.00	60.56	C	6/30/09
04-202480	FASHION UNLIMITED BEAUTY	110	25.91	24.04	3.61	40.00	67.65	C	6/30/09
	--CITY--		6.69	4.14	.62	.00	4.76		
04-202884	GIBSON SAMANTHA L	130	717.30	668.06	100.21	40.00	808.27	C	6/30/09
04-202966	GREEN ROBERT JR	110	680.60	631.36	94.70	40.00	766.06	C	6/30/09
	--CITY--		175.71	108.64	16.30	.00	124.94		
04-203090	HASELDEN CAROL	310	519.58	484.14	72.62	40.00	596.76	C	6/30/09
04-203105	HAYES WILLIAM JR	320	171.53	158.92	23.84	40.00	222.76	C	6/30/09
	--CITY--		122.77	104.60	15.69	.00	120.29		
04-203235	HOLT JOHN W III	210	214.35	201.57	30.24	40.00	271.81	C	6/30/09
	--CITY--		66.00	38.66	5.80	.00	44.46		
04-203494	JAMES MANAGEMENT LTD	110	4,196.61	3,892.99	583.95	40.00	4,516.94	C	6/30/09
	--CITY--		1,083.46	669.87	100.48	.00	770.35		
04-203496	JAMISON ROBERT G II	110	75.36	69.91	10.49	40.00	120.40	C	6/30/09
	--CITY--		19.46	12.03	1.80	.00	13.83		
04-203521	JERRYS OF FLORENCE INC	100	495.43	460.33	69.05	40.00	569.38	C	6/30/09
04-203571	JONES RAY	130	789.28	735.10	110.27	40.00	885.37	C	6/30/09
04-203630	KENNEDY WILLIAM T	110	221.37	205.35	REVERSED: 30.80	40.00	ABATED: 276.15	1/21/10	
	--CITY--		57.15	35.33	5.30	.00	40.63	C	6/30/09
04-203648	KING MARY LINDA	100	149.11	138.55	20.78	40.00	199.33	C	6/30/09
	--CITY--				REVERSED: 7/06/09		ABATED: 12/30/09		

RECEIPT#	NAME	DIST	TAX BEFORE EX.	TAX AFTER EX.	PENALTY	COST	R-REAL TOTAL TAX	P-PER C-COM	DATE NB
04-203724	LANE RANDY W	320 --CITY--	7,718.94 5,524.47	7,151.58 4,706.95	1,072.74 706.04	40.00 .00	8,264.32 5,412.99	C	6/30/09
04-203728	LANGSTON ENTERPRISES INC	110 --CITY--	1,785.09 460.86	1,655.94 284.93	248.39 42.74	40.00 .00	1,944.33 327.67	C	6/30/09
04-203730	LANGSTON ENTERPRISES INC	110 --CITY--	1,615.53 417.09	1,498.65 257.87	224.80 38.68	40.00 .00	1,763.45 296.55	C	6/30/09
04-203874	LEE SIMON	110 --CITY--	4.71 1.22	4.37 .76	.66 .11	40.00 .00	45.03 .87	C	6/30/09
04-203938	LYDE WOODROW V	110 --CITY--	214.31 55.33	198.81 34.21	29.82 5.13	40.00 .00	268.63 39.34	C PAID: 10/02/09	6/30/09
04-203990	MAC STAR ENTERPRISES LLC	110 --CITY--	748.89 193.34	694.71 119.54	104.21 17.93	40.00 .00	838.92 137.47	C	6/30/09
04-204126	MCCLAM PLUMBING COMPANY I	100	38.48	35.76	5.36	40.00	81.12	C	6/30/09
04-204254	MILNER GENE W PRES	110 --CITY--	1,325.87 342.30	1,229.95 211.63	184.49 31.74	40.00 .00	1,454.44 243.37	C	6/30/09
04-204277	MOODY PHILLIP GORDON	100	1,911.98	1,776.53	266.48	40.00	2,083.01	C	6/30/09
04-204278	MOORE BETTY	110 --CITY--	388.58 100.32	360.47 62.02	54.07 9.30	40.00 .00	454.54 71.32	C	6/30/09
04-204301	MOSS ENTERPRISES INC	130	5,735.90	5,342.15	801.32	40.00	6,183.47	C	6/30/09
04-204319	MULLINS BRUCE	100	3,169.79	2,945.23	441.78	40.00	3,427.01	C	6/30/09
04-204366	NEW HOME BUILDERS INC	110 --CITY--	14.13 3.65	13.11 2.26	1.97 .34	40.00 .00	55.08 2.60	C ABATED: 9/23/09	6/30/09
04-204404	NU HOMEBUILDERS INC	110 --CITY--	235.50 60.80	218.46 37.59	32.77 5.64	40.00 .00	291.23 43.23	C	6/30/09
04-204542	PALMETTO DRY CLEANERS INC	500	1,274.02	1,211.32	181.70	40.00	1,433.02	C	6/30/09
04-204587	PARKER ERIC	320 --CITY--	387.11 277.05	358.66 236.05	53.80 35.41	40.00 .00	452.46 271.46	C PAID: 11/25/09	6/30/09
04-204679	PEOPLE FOR POSITIVE TOMMO	100	841.75	782.12	117.32	40.00	939.44	C	6/30/09
04-205384	R & R FRAMERS INC	340	334.73	311.90	46.79	40.00	398.69	C	6/30/09
04-205488	RHULAND STANFORD WILLIAM	410 --CITY--	730.45 286.20	676.27 131.67	101.44 19.75	40.00 .00	817.71 151.42	C PAID: 7/29/09	6/30/09
04-205752	SCOTT ROBERT	110 --CITY--	42.39 10.94	39.32 6.76	5.90 1.01	40.00 .00	85.22 7.77	C	6/30/09
04-205755	SDI SOUTH IRBY FLORENCE S	110 --CITY--	440.39 113.70	408.53 70.30	61.28 10.55	40.00 .00	509.81 80.85	C PAID: 11/12/09	6/30/09

RECEIPT#	NAME	DIST	TAX BEFORE EX.	TAX AFTER EX.	PENALTY	COST	R-REAL TOTAL, TAX	P-PER C-COM	DATE NB
04-205807	STR MICHAELS LIMOUSINE SE	100	4,793.17	4,453.60	668.04	40.00	5,161.64	C	6/30/09
04-205951	STATEWIDE CONSTRUCTION IN	510	5,055.69	4,787.51	718.13	40.00	5,545.64	C	6/30/09
	--CITY--		831.07	183.24	27.49	.00	210.73	PAID: 12/09/09	
04-205987	SUB 5 LLC	320	530.82	491.80	73.77	40.00	605.57	C	6/30/09
	--CITY--		379.91	323.69	48.55	.00	372.24		
04-206014	SUTTON LAUNE	320	23.18	21.48	3.22	40.00	64.70	C	6/30/09
	--CITY--		16.59	14.14	2.12	.00	16.26		
04-206111	THOMPSON OIL & GAS COMPAN	330	7,113.94	6,591.04	988.66	40.00	7,619.70	C	6/30/09
	--CITY--		1,691.02	571.26	85.69	.00	656.95		
04-206419	WAY BUILDERS INC	110	16.49	15.30	2.30	40.00	57.60	C	6/30/09
	--CITY--		4.26	2.64	.40	.00	3.04		
04-206529	WINSOME INC	110	310.86	288.37	43.26	40.00	371.63	C	6/30/09
	--CITY--		80.26	49.62	7.44	.00	57.06		
04-206550	WOODROW LYDE	110	320.28	297.11	44.57	40.00	381.68	C	6/30/09
	--CITY--		82.69	51.13	7.67	.00	58.80		
04-206886	SHITAL INDUSTRIES LLC	110	1,987.62	1,843.82	276.57	40.00	2,160.39	C	6/30/09
	--CITY--		513.15	317.26	47.59	.00	364.85		
05-002106	ASKINS CARSON B III	320	30.49	26.79	4.02	85.00	115.81	R	6/30/09
	--CITY--		21.57	15.96	2.39	.00	18.35		
05-003299	BARR FRANKLIN	100	34.92	30.37	4.56	40.00	74.93	R	6/30/09
	--CITY--		16.30	14.35	2.15	7/02/09	ABATED: 11/17/09		
05-003300	BARR FRANKLIN	100	16.30	14.35	2.15	90.00	106.50	R	6/30/09
	--CITY--		16.30	14.35	2.15	7/02/09	ABATED: 11/17/09		
05-003301	BARR FRANKLIN J	100	16.30	14.35	2.15	40.00	55.50	R	6/30/09
	--CITY--		16.30	14.35	2.15	7/02/09	ABATED: 11/17/09		
05-003513	BARTELL RANDOLPH	220	39.17	35.44	5.32	115.00	155.76	R	6/30/09
	--CITY--		19.42	17.57	2.64	40.00	60.21	R	6/30/09
05-007586	BRYAN SONJA	400	25.25	13.17	1.98	85.00	100.15	R	6/30/09
	--CITY--		11.64	10.09	1.51	115.00	126.60	R	6/30/09
05-008901	BURROUGHS HAYWARD	100	26.90	13.97	2.10	115.00	131.07	R	6/30/09
	--CITY--		35.60	32.35	4.85	90.00	127.20	R	6/30/09
05-009385	CAPERS OLA MAE	311	26.90	13.97	2.10	115.00	131.07	R	6/30/09
	--CITY--		35.60	32.35	4.85	90.00	127.20	R	6/30/09
05-012699	COPELAND THEVERA	400	35.60	32.35	4.85	90.00	127.20	R	6/30/09
	--CITY--		35.60	32.35	4.85	90.00	127.20	R	6/30/09
05-015014	DAVIS JR JAKE	100	23.28	18.13	2.72	90.00	110.85	R	6/30/09
	--CITY--		33.56	17.48	2.62	75.00	95.10	R	6/30/09
05-017713	EARP RAY & LINDA	130	45.54	39.84	5.98	115.00	160.82	R	6/30/09
	--CITY--		45.54	39.84	5.98	7/02/09	PAID: 9/17/09		
05-018120	ELDRED NATHAN & TERESA T	130	30.86	15.99	2.40	90.00	108.39	R	6/30/09
	--CITY--		10.55	.00	.00	.00	.00	ABATED: 12/01/09	
05-018505	ENNIS BEULAH M	410	30.86	15.99	2.40	90.00	108.39	R	6/30/09
	--CITY--		10.55	.00	.00	.00	.00		
05-019280	FEAGIN TONY M	310	30.30	26.87	4.03	115.00	145.90	R	6/30/09
	--CITY--		19.42	17.60	2.64	115.00	135.24	R	6/30/09
05-019323	FELDER ELIJAH	400	11.99	10.44	1.57	115.00	127.01	R	6/30/09
	--CITY--		11.99	10.44	1.57	115.00	127.01	R	6/30/09

RECEIPT#	NAME	DIST	TAX BEFORE EX.	TAX AFTER EX.	PENALTY	COST	R-REAL TOTAL TAX	P-PER C-COM	DATE NB
05-019917	FLEMING ANNETTE	130	4.79	4.18	.63	115.00	119.81	R	6/30/09
05-023767	GORDON TOMMY &	130	33.56	17.50	2.63	115.00	135.13	R	6/30/09
05-024092	GRAHAM JAMES FRANKLIN	230	31.24	22.55	3.38	115.00	140.93	R	6/30/09
05-024493	GRANT ADA &	220	75.33	67.80	10.17	115.00	192.97	R	6/30/09
05-026063	HAM FRED A	400	32.36	23.74	3.56	115.00	142.50	R	6/30/09
05-026270	HAMMOND MARGARET S	400	135.91	123.55	18.53	90.00	232.08	R	6/30/09
05-026677	HANNA SMPSON & DOROTHY	320	75.04	65.65	9.85	115.00	190.50	R	6/30/09
	--CITY--		53.09	38.85	5.83	.00	44.68		
05-028161	HEMINGWAY ROY M & GERALDI	100	62.86	31.68	4.75	115.00	151.43	R	6/30/09
05-028807	HICKSON MATTIE	410	46.29	41.97	6.30	115.00	163.27	R	6/30/09
	--CITY--		15.83	1.88	.28	.00	2.16		
05-030700	HUNSUCKER LISA A ETAL	100	41.90	21.26	3.19	115.00	139.45	R	6/30/09
05-031500	INTERMARK INVESTMENTS	310	17.68	15.73	2.36	115.00	133.09	R	6/30/09
			15.15	13.33	2.00	115.00	130.33	R	6/30/09
05-031504	INTERMARK INVESTMENTS	310	17.68	15.73	2.36	115.00	133.09	R	6/30/09
05-031505	INTERMARK INVESTMENTS	310	35.35	31.21	4.68	115.00	150.89	R	6/30/09
			17.68	15.73	2.36	115.00	133.09	R	6/30/09
05-033550	JONES ARTHUR II	100	23.28	16.01	2.40	115.00	133.41	R	6/30/09
05-033635	JONES DAVID	100	11.64	10.11	1.52	115.00	126.63	R	6/30/09
			4.66	4.03	.60	115.00	119.63	R	6/30/09
05-033637	JONES DAVID	100	4.66	4.03	.60	115.00	119.63	R	6/30/09
05-033999	JONES TERESHA	230	40.61	23.67	3.55	115.00	142.22	R	6/30/09
05-036026	KNIGHT DON M	301	29.59	26.43	3.96	115.00	145.39	R	6/30/09
05-036028	KNIGHT DON M	301	18.83	16.76	2.51	115.00	134.27	R	6/30/09
05-037741	LEE WAYNE W	130	23.97	16.70	2.51	115.00	134.21	R	6/30/09
05-038357	LIU SHUN WEN	320	25.80	22.65	3.40	115.00	141.05	R	6/30/09
	--CITY--		18.25	13.47	2.02	.00	15.49		
05-038361	LIU SHUN WEN & ANN CHIN	320	35.18	30.73	4.61	115.00	150.34	R	6/30/09
	--CITY--		24.89	18.14	2.72	.00	20.86		
05-038362	LIU SHUN WEN & ANN CHIN	320	11.73	10.18	1.53	115.00	126.71	R	6/30/09
	--CITY--		8.30	5.94	.89	.00	6.83		
05-038363	LIU SHUN WEN & ANN CHIN	320	28.14	24.50	3.68	90.00	118.18	R	6/30/09
	--CITY--		19.91	14.40	2.16	.00	16.56		
05-038686	LOVE JUANITA	130	62.32	54.74	8.21	115.00	177.95	R	6/30/09
05-041885	MCCUTCHEON MARSHALL S	320	23.45	10.35	1.55	115.00	126.90	R	6/30/09
			16.59	9.59	1.44	.00	11.03		9/16/09
	--CITY--		30.26	26.42	3.96	115.00	145.38	R	6/30/09
05-042232	MCELFVERN RODNEY	100	47.98	42.45	6.37	115.00	163.82	R	6/30/09
05-042473	MCFADDEN DANIEL JR	310							

RECEIPT#	NAME	DIST	TAX BEFORE EX.	TAX AFTER EX.	PENALTY	COST	R-REAL TOTAL TAX	F-PER C-COM	DATE
05-043193	MCKENZIE LECCO	310	15.15	13.32	2.00	115.00	130.32	R	6/30/09
05-049686	PARKER OTIS	130	23.97	16.70	2.51	115.00	134.21	R	6/30/09
05-050531	PERKINS MARY E	100	4.66	4.02	.60	115.00	119.62	R	6/30/09
05-050686	PETERSON ROBERT J & ANGEL	410	30.86	15.82	2.37	115.00	133.19	R	6/30/09
	--CITY--		10.55	.00	.00				
05-051007	PIGETT LISTON	100	23.28	18.13	2.72	115.00	135.85	R	6/30/09
05-051482	PORTER RONNIE	301	26.90	15.67	2.35	115.00	133.02	R	6/30/09
05-053151	FURVIS ELIA &	130	45.54	23.74	3.56	90.00	117.30	R	6/30/09
05-054045	REID PAUL R JR	400	19.42	17.69	2.65	115.00	135.34	R	6/30/09
05-056224	SAMUEL ANDREW T	400	32.36	23.74	3.56	115.00	142.30	R	6/30/09
05-057612	SHEFFIELD LOUISA	300	4.32	4.05	.65	115.00	119.97	R	6/30/09
05-058124	SINGLETARY ROBBY	310	15.15	13.33	2.00	90.00	105.33	R	6/30/09
05-058181	SINGLETARY DAVID	310	171.70	83.86	12.58	40.00	136.44	R	6/30/09
05-058829	SMITH ANNIE B	200	78.10	46.84	7.03	115.00	168.87	R	6/30/09
05-060185	SPRINGS CECIL	310	11.12	11.12	1.67	115.00	127.79	R	6/30/09
05-061572	STUCKEY ROBERT & SHIRLEY	200	734.14	430.16	64.52	90.00	584.68	R	6/30/09
					REVERSED: 7/02/09		PAID: 10/05/09		
05-061581	STUCKEY SHIRLEY J & ROBER	200	68.73	40.41	6.06	70.00	116.47	R	6/30/09
05-061806	SUMTER NETTIE	410	33.95	30.64	4.60	115.00	150.24	R	6/30/09
	--CITY--		11.61	.93	.14		1.07		
05-062644	TED PARKER HOME SALES INC	100	242.11	211.37	31.71	90.00	333.08	R	6/30/09
					REVERSED: 11/11/09		ABATED: 11/11/09		
05-062880	THOMAS BUFORD EARL	320	443.21	386.98	58.05	70.00	515.03	R	6/30/09
	--CITY--		313.55	228.29	34.24	.00	262.53		
05-064177	TONIKA BARRON	320	23.45	12.22	1.83	115.00	129.05	R	6/30/09
	--CITY--		16.59	9.84	1.48	.00	11.32		
05-065137	UNKNOWN	110	34.17	29.63	4.44	135.00	169.07	R	6/30/09
	--CITY--		8.24	2.63	.39	.00	3.02		
05-066355	WATERS NAOMI H ETAL	110	63.78	55.51	8.33	140.00	203.84	R	6/30/09
	--CITY--		15.37	5.16	.77	.00	5.93		
05-067400	WHEELER TAMMY M & MCCRAY	380	14.37	12.71	1.91	115.00	129.62	R	6/30/09
05-068418	WILLIAMS JAMES	130	57.53	50.30	7.55	115.00	172.85	R	6/30/09
					REVERSED: 7/07/09		ABATED: 7/07/09		
05-076158	MCDOWELL MICHAEL	100	132.70	.00	.00	.00	228.48	R	6/30/09
05-100217	BALL DAVID	100	195.55	181.29	27.19	20.00	228.48	P	6/30/09
					REVERSED: 11/25/09		PAID: 11/25/09		
05-100405	BOWER ISABEL	110	61.51	56.93	8.54	20.00	85.47	P	6/30/09
	--CITY--		14.82	9.16	1.37	.00	10.53		
05-100671	CASHWELL JR RICHARD	400	498.34	472.21	70.83	20.00	563.04	P	6/30/09
					REVERSED: 11/30/09		ABATED: 11/30/09		
05-100711	CHRISTOPHER BERT	100	81.48	75.54	11.33	20.00	106.87	P	6/30/09
					REVERSED: 11/04/09		ABATED: 11/04/09		
05-100786	COLLINS DOYLE	100	48.89	45.33	6.80	20.00	72.13	P	6/30/09
					REVERSED: 11/10/09		PAID: 11/10/09		

RECEIPT#	NAME	DIST	TAX BEFORE EX.	TAX AFTER EX.	PENALTY	COST	R-REAL TOTAL TAX	P-PER C-COM	DATE
05-100844	COTTLE RONALD	100	190.90	176.99	26.55	20.00	223.54	P	6/30/09
					REVERSED: 12/18/09		ABATED:	12/18/09	6/30/09
05-101079	DRIGGERS THAD	100	328.25	304.32	45.65	20.00	369.97	P	6/30/09
					REVERSED: 11/20/09		PAID:	11/20/09	6/30/09
05-101121	EADDY LEVERN	200	196.81	186.12	27.92	20.00	234.04	P	6/30/09
					REVERSED: 1/08/10		PAID:	1/08/10	6/30/09
05-101367	FOLK ROBERT	110	63.78	59.03	8.85	20.00	87.88	P	6/30/09
					REVERSED: 11/09/09		PAID:	11/09/09	6/30/09
	--CITY--		15.37	9.50	1.43	.00	10.93		
05-101449	GARNER TONY	130	79.10	73.50	11.03	20.00	104.53	P	6/30/09
					REVERSED: 11/12/09		PAID:	11/12/09	6/30/09
05-101484	GEORGER JOSEPH	100	18.62	17.26	2.59	20.00	39.85	P	6/30/09
					REVERSED: 11/18/09		ABATED:	11/18/09	6/30/09
05-101523	GODWIN II SANDY	310	22.73	21.20	3.18	20.00	44.38	P	6/30/09
					REVERSED: 11/18/09		PAID:	11/18/09	6/30/09
05-101867	HILL JOHN	100	167.62	155.40	23.31	20.00	198.71	P	6/30/09
					REVERSED: 11/16/09		ABATED:	11/16/09	6/30/09
05-102236	JORDON BURTON	110	93.40	86.44	12.97	20.00	119.41	P	6/30/09
					REVERSED: 12/04/09		PAID:	12/04/09	6/30/09
	--CITY--		22.51	13.92	2.09	.00	16.01		
05-102439	LEE GERALD	130	182.17	169.27	25.39	20.00	214.66	P	6/30/09
					REVERSED: 11/05/09		ABATED:	11/05/09	6/30/09
05-102489	LILLY D	100	88.46	82.01	12.30	20.00	114.31	P	6/30/09
					REVERSED: 11/12/09		PAID:	11/12/09	6/30/09
05-102953	MINCEY RAYMOND	100	18.62	17.26	2.59	20.00	39.85	P	6/30/09
					REVERSED: 11/13/09		ABATED:	11/13/09	6/30/09
05-103144	OAKLEY THOMAS	110	13.67	12.65	1.90	20.00	34.55	P	6/30/09
					REVERSED: 12/01/09		ABATED:	12/01/09	6/30/09
	--CITY--		3.29	2.03	.30	.00	2.33		
05-103215	PAPPAS T	100	23.28	21.58	3.24	20.00	44.82	P	6/30/09
					REVERSED: 12/03/09		ABATED:	12/03/09	6/30/09
05-103272	PEEK JERRY	100	3,617.71	3,353.99	503.10	20.00	3,877.09	P	6/30/09
					REVERSED: 12/30/09		PAID:	12/30/09	6/30/09
05-103492	PRICE JOSEPH	110	38.73	35.85	5.38	20.00	61.23	P	6/30/09
					REVERSED: 11/20/09		PAID:	11/20/09	6/30/09
	--CITY--		9.33	5.77	.87	.00	6.64		
05-103498	PRINCE JULIE	300	202.00	188.42	28.26	20.00	236.68	P	6/30/09
					REVERSED: 1/20/10		PAID:	1/20/10	6/30/09
05-103743	SCHUCHTER DAVID	110	177.68	164.44	24.67	20.00	209.11	P	6/30/09
					REVERSED: 7/13/09		ABATED:	7/13/09	6/30/09
	--CITY--		42.82	26.47	3.97	.00	30.44		
05-103853	SKIPPER WILLIAM	100	32.59	30.21	4.53	20.00	54.74	P	6/30/09
					REVERSED: 8/19/09		PAID:	8/19/09	6/30/09
05-104005	STONE ANDREW	500	176.59	167.77	25.17	20.00	212.94	P	6/30/09
					REVERSED: 7/17/09		PAID:	7/17/09	6/30/09
05-104438	WATKINS ROBERT	110	13.67	12.65	1.90	20.00	34.55	P	6/30/09
					REVERSED: 11/20/09		PAID:	11/20/09	6/30/09
	--CITY--		3.29	2.03	.30	.00	2.33		

RECEIPT#	NAME	DIST	TAX BEFORE EX.	TAX AFTER EX.	PENALTY	COST	R-REAL TOTAL TAX	P-PER C-COM	DATE NB
05-104590	WILLIAMSON III WILLIAM	100	186.24	172.66	25.90	20.00	218.56	F	6/30/09
					REVERSED:	9/18/09	PAID:		
05-105231	MATTHEWS BEN R	110	4,371.48	4,045.82	606.87	70.00	4,722.69	F	6/30/09
	--CITY--				REVERSED:	7/17/09	ABATED:		
			1,053.53	651.27	97.69	.00	748.96		
05-105423	QUALITY LOANS INC	110	227.12	210.20	31.53	40.00	281.73	F	6/30/09
	--CITY--				REVERSED:	12/01/09	ABATED:		
			54.74	33.84	5.08	.00	38.92		
05-200003	A & B FLORIST & GREENERY	100	1,196.59	1,109.36	166.40	40.00	1,315.76	C	6/30/09
05-200480	ANDERSON TARSHA	110	375.87	347.87	52.18	40.00	440.05	C	6/30/09
	--CITY--				REVERSED:	7/06/09	ABATED:		
			90.59	56.00	8.40	.00	64.40		
05-200610	BARR SCOTT	130	14.38	13.35	2.00	40.00	55.36	C	6/30/09
05-200932	BRITTON HARRY LEE	500	244.51	232.29	34.84	40.00	307.13	C	6/30/09
05-200947	BROWDER LYNN COKER	300	969.60	904.43	135.66	40.00	1,080.09	C	6/30/09
05-200993	BYRD THELMA J OWNER	410	6.17	5.83	.87	40.00	46.70	C	6/30/09
	--CITY--				REVERSED:	7/06/09	ABATED:		
			2.11	1.02	.15	.00	1.17		
05-201003	C L J ENTERPRISES INC	110	2,637.92	2,441.40	386.21	40.00	2,847.61	C	6/30/09
	--CITY--				REVERSED:	7/06/09	ABATED:		
			635.74	393.00	58.95	.00	451.95		
05-201068	CAROLINA CONSTRUCTION ASS	100	151.32	140.29	21.04	40.00	201.33	C	6/30/09
05-201949	COX HARVEY	100	1,682.52	1,093.61	150.54	40.00	1,194.15	C	6/30/09
05-202001	CYPRESS POINT INC	100	142.01	131.66	19.75	40.00	191.41	C	6/30/09
05-202364	DYNEGY CONNECT GP INC	110	25,773.29	23,853.23	3,577.98	40.00	27,471.21	C	6/30/09
	--CITY--				REVERSED:	7/06/09	ABATED:		
			6,211.39	3,839.76	575.96	.00	4,415.72		
05-202372	EADDY LUCIUS B	210	1,131.55	1,065.19	159.78	40.00	1,264.97	C	6/30/09
	--CITY--				REVERSED:	7/06/09	ABATED:		
			343.30	192.20	28.83	.00	221.03		
05-202373	EADDY WALLACE	100	20.95	19.42	2.91	40.00	62.33	C	6/30/09
05-202489	FASHION UNLIMITED BEAUTY	110	29.61	27.40	4.11	40.00	71.51	C	6/30/09
	--CITY--				REVERSED:	7/06/09	ABATED:		
			7.14	4.42	.66	.00	5.08		
05-202523	FIDELITY LEASING INC	100	328.25	304.32	45.65	40.00	389.97	C	8/13/08
	--CITY--				REVERSED:	8/05/09	ABATED:		
			762.25	708.28	106.24	40.00	854.52		
05-202843	GIBSON SAMANTHA L	130	56.28	52.21	7.83	40.00	100.04	C	6/30/09
05-202882	GRAHAM GODWIN	320	39.82	33.65	5.05	.00	38.70	C	6/30/09
	--CITY--				REVERSED:	7/06/09	ABATED:		
			724.40	670.43	100.56	40.00	810.99		
05-202916	GREEN ROBERT JR	110	174.58	107.92	16.19	.00	124.11	C	6/30/09
	--CITY--				REVERSED:	7/06/09	ABATED:		
			606.00	565.27	84.79	40.00	690.06		
05-203044	HASELDEN CAROL	310	609.30	609.30	91.40	40.00	740.70	C	6/30/09
05-203199	HOLT CAROLE ANN	110	158.66	98.08	14.71	.00	112.79	C	6/30/09
	--CITY--				REVERSED:	7/06/09	ABATED:		
			335.70	316.02	47.40	40.00	403.42		
05-203201	HOLT JOHN W III	210	101.85	57.03	8.55	.00	65.58	C	6/30/09
	--CITY--				REVERSED:	7/06/09	ABATED:		



RECEIPT#	NAME	DIST	TAX BEFORE EX.	TAX AFTER EX.	PENALTY	COST	R-REAL TOTAL TAX	P-PER C-COM	DATE
05-203248	HUNTINGTON NATIONAL BANK	320	196.98	182.72	27.41	40.00	250.13	C	6/30/09
	--CITY--		139.36	117.74	17.66	.00	135.40		
05-203249	HUNTINGTON NATIONAL BANK	110	230.08	212.94	31.94	40.00	284.88	C	6/30/09
	--CITY--		55.45	34.28	5.14	.00	39.42		
05-203259	HUTCHINSONS SEPTIC TANK &	130	692.73	643.69	96.55	40.00	780.24	C	6/30/09
05-203450	JAMES MANAGEMENT LTD	110	9,137.85	9,137.34	1,370.60	40.00	10,547.94	C	6/30/09
	--CITY--		2,379.37	1,470.88	220.63	.00	1,691.51		
05-203454	JAMISON ROBERT G II	110	82.01	75.90	11.39	40.00	127.29	C	6/30/09
	--CITY--		19.76	12.21	1.83	.00	14.04		
05-203477	JERRYS OF FLORENCE INC	100	342.22	317.27	47.59	40.00	404.86	C	6/30/09
05-203523	JONES RAY	130	838.95	779.55	116.93	40.00	936.48	C	6/30/09
	--CITY--		248.30	229.80	34.47	40.00	304.27		1/21/10
05-203577	KENNEDY WILLIAM T	110	59.84	36.99	5.55	.00	42.54	C	6/30/09
05-203597	KING MARY LINDA	100	176.93	164.03	24.60	40.00	228.63	C	6/30/09
05-203670	LANE RANDY W	320	8,974.32	8,324.85	1,248.73	40.00	9,613.58	C	6/30/09
	--CITY--		6,348.99	5,364.22	804.63	.00	6,168.85		
05-203809	LEE SIMON	110	9.11	8.43	1.26	40.00	49.69	C	6/30/09
	--CITY--		2.20	1.36	.20	.00	1.56		
05-203873	LYDE WOODROW V	110	250.58	231.91	34.79	40.00	306.70	C	6/30/09
	--CITY--		60.39	37.33	5.60	.00	42.93		10/02/09
05-203922	MAC STAR ENTERPRISES LLC	110	797.30	737.90	110.69	40.00	888.59	C	6/30/09
	--CITY--		192.15	118.78	17.82	.00	136.60		
05-203925	MACK LEWIS	110	797.30	737.90	110.69	40.00	888.59	C	6/30/09
	--CITY--		192.15	118.78	17.82	.00	136.60		
05-204075	MCFADDEN DAVIS LILLIE	110	6.83	6.32	.95	40.00	47.27	C	6/30/09
	--CITY--		1.65	1.02	.15	.00	1.17		
05-204156	MILNER GENE W PRES	110	1,410.08	1,305.03	195.75	40.00	1,540.78	C	6/30/09
	--CITY--		339.83	210.08	31.51	.00	241.59		
05-204200	MOODY PHILLIP GORDON	100	2,172.02	2,013.68	302.05	40.00	2,355.73	C	6/30/09
05-204201	MOORE BETTY	110	68.34	63.25	9.49	40.00	112.74	C	6/30/09
	--CITY--		16.47	10.18	1.53	.00	11.71		
05-204220	MOSS ENTERPRISES INC	100	6,548.66	6,071.28	910.69	40.00	7,021.97	C	6/30/09
05-204235	MULLINS BRUCE	100	3,496.66	3,241.76	486.26	40.00	3,768.02	C	6/30/09
05-204283	NEW HOME BUILDERS INC	110	15.95	14.76	2.21	40.00	56.97	C	6/30/09
	--CITY--		3.84	2.37	.36	.00	2.73		9/23/09
									ABATED:

RECEIPT#	NAME	DIST	TAX BEFORE EX.	TAX AFTER EX.	PENALTY	COST	R-REAL TOTAL TAX	P-PER C-COM	DATE NB
05-204284	NEWCO INC	110	7,244.04	6,704.37	1,005.66 REVERSED:	40.00	7,750.03 ABATED:	C	6/30/09
	--CITY--		1,745.82	1,079.23	161.88	.00	1,241.11	12/30/09	
05-204413	NU HOMEBUILDERS INC	110	280.19	259.32	38.90	40.00	338.22	C	6/30/09
	--CITY--		67.53	41.75	6.25	.00	48.01		
05-204525	PALMEITO DRY CLEANERS INC	500	933.90	887.23	133.08 REVERSED:	40.00	1,060.31 PAID:	C	6/30/09
	--CITY--		607.36	563.41	84.51	40.00	687.92	11/25/09	
05-204573	PARKER ERIC	320	429.68	363.04	54.46	.00	417.50	C	6/30/09
05-204654	PEOPLE FOR POSITIVE TOMMO	100	893.95	828.78	124.32	40.00	993.10	C	6/30/09
05-205287	PNC LEASING LLC	100	2,653.92	2,460.46	369.07	40.00	2,869.53	C	2/18/09
05-205490	RHULAND STANFORD WILLIAM	410	1,080.10	1,020.70	153.11 REVERSED:	40.00	1,213.81 ABATED:	C	6/30/09
	--CITY--		369.25	177.60	26.64	.00	204.24	8/31/09	
05-205570	ROSE QUEEN ESTHER	310	161.60	150.74	22.61	40.00	213.35	C	6/30/09
05-205767	SCOTT ROBERT	110	47.84	44.28	6.64 REVERSED:	40.00	90.92 PAID:	11/05/09	
	--CITY--		11.53	7.13	1.07	.00	8.20	C	6/30/09
05-205823	SIR MICHAELS LIMOUSINE SE	100	5,105.30	4,733.13	709.97	40.00	5,483.10	C	6/30/09
05-205852	SMOOT MOSES	210	231.52	217.94	32.69	40.00	290.63	C	6/30/09
	--CITY--		70.24	39.33	5.90	.00	45.23		
05-206015	SUTTON LAUNE	320	28.14	26.11	3.92	40.00	70.03	C	6/30/09
	--CITY--		19.91	16.82	2.52	.00	19.34		
05-206029	T NETIX TELECOMMUNICATION	100	386.45	358.28	53.74 REVERSED:	40.00	452.02 PAID:	C	6/30/09
05-206302	VICTORIA HAM ELLERBE	130	692.73	643.69	96.55	40.00	780.24	12/30/09	
05-206487	WINSOME INC	110	205.02	189.75	28.46	40.00	258.21	C	6/30/09
	--CITY--		49.41	30.55	4.58	.00	35.13		
05-206499	WOOD HANN INVESTMENTS INC	100	235.13	217.99	32.70	40.00	290.69	C	6/30/09
05-206503	WOODROW HYDE	110	359.92	333.11	49.97	40.00	423.08	C	6/30/09
	--CITY--		86.74	53.62	8.04	.00	61.66		
05-206520	WRIGHT MELVIN	110	66.06	61.14	9.17 REVERSED:	40.00	110.31 PAID:	C	6/30/09
	--CITY--		15.92	9.84	1.48	.00	11.32		
05-206812	R & R FRAMERS INC	340	50.50	47.11	7.07 REVERSED:	40.00	94.18 PAID:	C	6/30/09
05-206815	STONE TRUCK CENTER INC LL	100	6,690.67	6,202.93	930.44 REVERSED:	40.00	7,173.37 ABATED:	7/29/09	
05-206932	TURBEVILLE WENDY	100	239.78	222.30	33.35	40.00	295.55	C	6/30/09
06-200327	ADVANCE STORES COMPANY IN	320	1,343.39	1,242.34	186.35 REVERSED:	40.00	1,468.69 PAID:	12/30/09	
	--CITY--		887.57	720.06	108.01	.00	828.07	11/18/09	
06-205351	PNC EQUIPMENT FINANCE LLC	100	3,178.95	2,940.03	441.00 REVERSED:	40.00	3,421.03 ABATED:	C	2/18/09
								8/31/09	

RECEIPT#	NAME	DIST	TAX BEFORE EX.	TAX AFTER EX.	PENALTY	COST	R-REAL TOTAL TAX	P-PER C-COM	DATE NB
07-200612	BARBOUR TAMMY DIANA	130	117.60	109.44	16.42	40.00	165.86	C	2/18/09
07-203243	HPSC INC	100	169.47	157.04	23.56	40.00	220.60	C	2/18/09
					REVERSED:	5/27/09	ABATED:	5/27/09	
07-203244	HPSC INC	100	55.61	51.53	7.73	40.00	99.26	C	2/18/09
					REVERSED:	5/27/09	ABATED:	5/27/09	
07-203245	HPSC INC	100	29.13	27.00	4.05	40.00	71.05	C	2/18/09
					REVERSED:	5/27/09	ABATED:	5/27/09	
07-203246	HPSC INC	100	1,186.30	1,099.30	164.90	40.00	1,304.20	C	2/18/09
					REVERSED:	5/27/09	ABATED:	5/27/09	
07-203247	HPSC INC	100	1,175.71	1,089.49	163.42	40.00	1,292.91	C	2/18/09
					REVERSED:	5/27/09	ABATED:	5/27/09	
07-203957	MATTHEWS CARL	110	746.49	690.37	103.56	40.00	833.93	C	2/18/09
					REVERSED:	8/27/09	ABATED:	8/27/09	
	--CITY--		158.66	97.15	14.57	.00	111.72		
07-205343	PNC EQUIPMENT FINANCE LLC	100	3,717.79	3,445.14	516.77	40.00	4,001.91	C	2/18/09
					REVERSED:	8/31/09	ABATED:	8/31/09	
95-069281	THOMPSON ELIZABETH	100	57.86	40.03	6.00	78.00	124.03	R	3/17/00
					REVERSED:	6/04/09	ABATED:	6/04/09	
95-114281	FLORENCE MEDICAL EXPRESS	110	381.49	335.41	50.31	10.00	395.72	P	6/29/07
					REVERSED:	6/04/09	ABATED:	6/04/09	
	--CITY--		159.28	99.35	14.90	.00	114.25		
95-205522	STACEY VANESSA LEI	130	7.43	6.58	.99	28.00	35.57	C	3/29/00
					REVERSED:	6/04/09	ABATED:	6/04/09	
96-205772	SHADOWS AND PEDDLE PUSHER	100	471.64	415.39	62.31	15.00	492.70	C	3/27/01
					REVERSED:	6/04/09	ABATED:	6/04/09	
96-205776	STACEY VANESSA LEI	130	7.46	6.60	.99	58.00	65.59	C	3/27/01
					REVERSED:	6/04/09	ABATED:	6/04/09	
97-069454	SELLERS CARL	400	7.87	6.69	1.00	119.00	126.89	R	3/17/00
					REVERSED:	6/04/09	ABATED:	6/04/09	
97-070438	JOHNSON LAITONNE &	410	249.77	210.79	31.62	119.00	361.41	R	3/17/00
					REVERSED:	6/04/09	ABATED:	6/04/09	
	--CITY--		90.90	5.06	.76	.00	5.82		
97-105930	FLORENCE MEDICAL EXPRESS	110	201.03	176.18	26.43	5.00	207.61	P	6/29/07
					REVERSED:	6/04/09	ABATED:	6/04/09	
	--CITY--		77.29	44.60	6.69	.00	51.29		
97-105939	POLK MOTOR CO	130	39.67	35.05	5.26	.00	40.31	P	6/29/07
					REVERSED:	6/04/09	ABATED:	6/04/09	
97-206127	FRIERSON LOUIS	320	72.43	64.51	9.68	29.00	103.19	C	6/29/07
					REVERSED:	6/04/09	ABATED:	6/04/09	
	--CITY--		51.12	34.27	5.14	.00	39.41		
97-206130	ALFORD MITCHELL	320	4.02	3.58	.54	29.00	33.12	C	6/29/07
					REVERSED:	6/04/09	ABATED:	6/04/09	
	--CITY--		2.84	1.91	.29	.00	2.20		
97-206132	MCKITHEN RALPH JR	410	4.95	4.51	.68	29.00	34.19	C	6/29/07
					REVERSED:	6/04/09	ABATED:	6/04/09	
	--CITY--		1.80	.83	.12	.00	.95		

RECEIPT#	NAME	DIST	TAX BEFORE EX.	TAX AFTER EX.	PENALTY	COST	R-REAL TOTAL TAX	P-PER C-COM	DATE NB
98-000188	ADAMS JAMES L & CONNIE L	400	219.86	189.31	28.40	94.00	311.71	R	3/27/00
					REVERSED:	6/04/09	ABATED:		
98-000882	ALTMAN CAROL S	220	65.88	56.60	8.49	124.00	189.09	R	3/17/00
					REVERSED:	6/04/09	ABATED:		
98-001489	ANDERSON TERRY L & KAREN	100	243.88	55.17	8.28	94.00	157.45	R	3/17/00
					REVERSED:	6/04/09	ABATED:		
98-001805	ARD TAMMY & BRUCE	310	33.38	27.71	4.16	94.00	125.87	R	3/27/00
					REVERSED:	6/04/09	ABATED:		
98-002270	AVANT LINDA K	500	183.15	63.76	9.56	94.00	167.32	R	6/29/07
					REVERSED:	6/04/09	ABATED:		
98-002403	BABB ELZA R	400	41.75	36.08	5.41	94.00	135.49	R	3/27/00
					REVERSED:	6/04/09	ABATED:		
98-002906	BARBEE OTHA T III & JOY G	100	123.82	98.41	14.76	94.00	207.17	R	3/27/00
					REVERSED:	6/04/09	ABATED:		
98-003399	BARRON TOMMY	320	212.68	172.63	25.89	94.00	292.52	R	3/27/00
					REVERSED:	6/04/09	ABATED:		
	--CITY--		156.31	70.76	10.61	.00	81.37		
98-004133	BELL CHARLES	500	61.05	52.76	7.91	124.00	184.67	R	3/17/00
					REVERSED:	6/04/09	ABATED:		
98-004167	BELL ROBERT & MAXINE	130	191.66	153.48	23.02	94.00	270.50	R	3/27/00
					REVERSED:	6/04/09	ABATED:		
98-004566	BETHA ROBERT &	400	91.84	34.88	5.23	124.00	164.11	R	3/17/00
					REVERSED:	6/04/09	ABATED:		
98-004603	BEVILL GARRY V	100	37.52	29.82	4.47	94.00	128.29	R	3/27/00
					REVERSED:	6/04/09	ABATED:		
98-005319	BOSTON SHIRLEY	100	78.79	18.12	2.72	94.00	114.84	R	3/17/00
					REVERSED:	6/04/09	ABATED:		
98-005688	BRAND ROBERT	100	153.83	35.16	5.27	94.00	134.43	R	3/17/00
					REVERSED:	6/04/09	ABATED:		
98-005772	BRAYBOY GEORGHANA & VICTO	310	37.83	31.32	4.70	94.00	130.02	R	3/27/00
					REVERSED:	6/04/09	ABATED:		
98-005794	BRAYBOY VICTOR &	310	42.28	34.94	5.24	94.00	134.18	R	3/27/00
					REVERSED:	6/04/09	ABATED:		
98-006059	BROACH JOHNNIE L	100	43.15	34.40	5.16	94.00	133.56	R	3/17/00
					REVERSED:	6/04/09	ABATED:		
98-006497	BROWN CLYDE & GALE	350	32.72	7.02	1.05	94.00	102.07	R	3/27/00
					REVERSED:	6/04/09	ABATED:		
98-006540	BROWN DIANE	100	97.55	22.41	3.36	124.00	149.77	R	3/17/00
					REVERSED:	6/04/09	ABATED:		
98-007021	BROWN RONNIE L & ANNMARIE	100	166.96	132.50	19.88	94.00	246.38	R	3/27/00
					REVERSED:	6/04/09	ABATED:		
98-007052	BROWN VIOLET J	100	243.88	193.79	29.07	94.00	316.86	R	3/27/00
					REVERSED:	6/04/09	ABATED:		
98-007520	BURCH COLE JR	200	47.43	18.61	2.79	94.00	115.40	R	3/17/00
					REVERSED:	6/04/09	ABATED:		
98-007831	BURROUGHS CLARA	400	58.44	22.23	3.33	94.00	119.56	R	3/17/00
					REVERSED:	6/04/09	ABATED:		
98-007943	BUTLER CLARENCE & BETTY J	310	195.80	54.35	8.15	124.00	186.50	R	3/17/00
					REVERSED:	6/04/09	ABATED:		
98-008794	CAMPBELL LINDA J	410	28.96	24.89	3.73	94.00	122.62	R	3/17/00
					REVERSED:	6/04/09	ABATED:		
	--CITY--		9.90	.49	.07	.00	.56		

RECEIPT#	NAME	DIST	TAX BEFORE EX.	TAX AFTER EX.	FENALTY	COST	R-REAL TOTAL TAX	P-PER C-COM	DATE NB
98-010398	CLAY RANDY MICHAEL	100	144.45	114.60	17.19	94.00	225.79	R	3/27/00
					REVERSED:	6/04/09	ABATED:	6/04/09	
98-010732	COKER DORIS	320	128.84	27.49	4.12	94.00	125.61	R	3/27/00
					REVERSED:	6/04/09	ABATED:	6/04/09	
	--CITY--		94.69	16.28	2.44	.00	18.72		
98-010916	COKER WILLIE	400	22.26	19.34	2.90	94.00	116.24	R	3/17/00
					REVERSED:	6/04/09	ABATED:	6/04/09	
98-011056	COLEMAN LINNEA	100	20.64	16.32	2.45	94.00	112.77	R	3/27/00
					REVERSED:	6/04/09	ABATED:	6/04/09	
98-011528	CONNER C R	311	47.90	40.09	6.01	154.00	200.10	R	5/29/02
					REVERSED:	6/04/09	ABATED:	6/04/09	
98-012415	COVINGTON LUVIANER	100	463.37	367.94	55.19	54.00	477.13	R	6/29/07
					REVERSED:	6/04/09	ABATED:	6/04/09	
98-013454	CUSHMAN MARGARET &	301	21.56	18.29	2.74	94.00	115.03	R	3/27/00
					REVERSED:	6/04/09	ABATED:	6/04/09	
98-014584	DAVIS VERONICA E	510	193.09	164.80	24.72	94.00	283.52	R	3/17/00
					REVERSED:	6/04/09	ABATED:	6/04/09	
	--CITY--		40.37	.00	.00	.00			
98-015011	DENNIS JOHNNIE	320	79.76	17.37	2.61	94.00	113.98	R	3/27/00
					REVERSED:	6/04/09	ABATED:	6/04/09	
	--CITY--		58.62	10.82	1.62	.00	12.44		
98-016046	DRIGGERS WARION L & SHIRA	310	42.28	34.95	5.24	94.00	134.19	R	3/27/00
					REVERSED:	6/04/09	ABATED:	6/04/09	
98-016276	DUNBAR RONALD W	100	24.39	5.37	.81	94.00	100.18	R	3/17/00
					REVERSED:	6/04/09	ABATED:	6/04/09	
98-017105	ECHOLS ALBERT JR	400	61.23	52.94	7.94	94.00	154.88	R	3/27/00
					REVERSED:	6/04/09	ABATED:	6/04/09	
98-017878	ERVIN JOSEPH	100	31.89	25.41	3.81	94.00	123.22	R	3/27/00
					REVERSED:	6/04/09	ABATED:	6/04/09	
98-018567	FELDER ROBERT W	311	52.69	44.40	6.66	94.00	145.06	R	3/27/00
					REVERSED:	6/04/09	ABATED:	6/04/09	
98-018805	FILYAW DONNA M	400	333.96	287.81	43.17	94.00	424.98	R	3/27/00
					REVERSED:	6/04/09	ABATED:	6/04/09	
98-019462	FLOYD DEBORAH H	500	138.75	119.39	17.91	94.00	231.30	R	3/17/00
					REVERSED:	6/04/09	ABATED:	6/04/09	
98-019779	FLOYD ROBERT A & KAREN L	300	122.38	101.25	15.19	94.00	210.44	R	3/27/00
					REVERSED:	6/04/09	ABATED:	6/04/09	
98-019854	FLOYD TIMMONS	100	161.34	128.26	19.24	94.00	241.50	R	3/27/00
					REVERSED:	6/04/09	ABATED:	6/04/09	
98-021066	GAINNEY SHAWN	100	20.64	16.39	2.46	94.00	112.85	R	3/27/00
					REVERSED:	6/04/09	ABATED:	6/04/09	
98-021306	GARCIA PAMELA & MARTIN	130	222.64	178.05	26.71	94.00	298.76	R	3/27/00
					REVERSED:	6/04/09	ABATED:	6/04/09	
98-021384	GARLAND HARRY	130	274.91	220.02	33.00	94.00	347.02	R	3/27/00
					REVERSED:	6/04/09	ABATED:	6/04/09	
98-021406	GARNER CHRISTINE	400	69.58	59.84	8.98	94.00	162.82	R	3/17/00
					REVERSED:	6/04/09	ABATED:	6/04/09	
98-021832	GAVIN JOSEPH	100	43.15	34.29	5.14	94.00	133.43	R	3/27/00
					REVERSED:	6/04/09	ABATED:	6/04/09	
98-021958	GEE SHIRLEY A BROWN	100	56.28	12.62	1.89	124.00	138.51	R	12/15/99
					REVERSED:	6/04/09	ABATED:	6/04/09	

RECEIPT#	NAME	DIST	TAX BEFORE EX.	TAX AFTER EX.	PENALTY	COST	R-REAL TOTAL TAX	P-PER C-COM	DATE	NB
98-022264	GIBBS WILLIAM S SR	100	41.27	32.98	4.95	94.00	131.93	R	3/27/00	
					REVERSED:	6/04/09	ABATED:			
98-023274	GRAHAM EUNICE	400	281.08	241.95	36.29	124.00	402.24	R	3/17/00	
					REVERSED:	6/04/09	ABATED:			
98-023338	GRAHAM JACQUELINE	100	35.64	8.10	1.22	94.00	103.32	R	3/17/00	
					REVERSED:	6/04/09	ABATED:			
98-023496	GRAHAM MARY J ETAL	130	32.91	26.28	3.94	94.00	124.22	R	3/27/00	
					REVERSED:	6/04/09	ABATED:			
98-023577	GRAHAM SHIRLEY AIKEN	100	153.83	122.37	18.36	124.00	264.73	R	3/17/00	
					REVERSED:	6/04/09	ABATED:			
98-023880	GRAY PRESTON ETAL	301	50.30	42.25	6.34	94.00	142.59	R	3/17/00	
					REVERSED:	6/04/09	ABATED:			
98-024072	GREEN KELLY INC	100	93.80	74.53	11.18	94.00	179.71	R	3/27/00	
					REVERSED:	6/04/09	ABATED:			
98-024120	GREEN ROBERT JR	100	131.32	104.29	15.64	94.00	213.93	R	3/27/00	
					REVERSED:	6/04/09	ABATED:			
98-024299	GREENWOOD HUGH O & BRENDA	100	292.66	232.48	34.87	94.00	361.35	R	3/27/00	
					REVERSED:	6/04/09	ABATED:			
98-024662	GRIGGS LAWRENCE	100	54.40	12.60	1.89	94.00	108.49	R	3/27/00	
					REVERSED:	6/04/09	ABATED:			
98-025070	HALL CHARLES	310	57.85	47.92	7.19	94.00	149.11	R	3/17/00	
					REVERSED:	6/04/09	ABATED:			
98-025650	HANNA JAMES E	350	210.64	170.98	25.65	94.00	290.63	R	3/27/00	
					REVERSED:	6/04/09	ABATED:			
98-025659	HANNA JEROME	301	52.69	44.40	6.66	94.00	145.06	R	3/27/00	
					REVERSED:	6/04/09	ABATED:			
98-025990	HARDWICK ASHLEY R	100	50.65	40.38	6.06	94.00	140.44	R	3/27/00	
					REVERSED:	6/04/09	ABATED:			
98-026060	HARLEY SHIRLENA S	100	281.40	63.77	9.57	94.00	167.34	R	3/17/00	
					REVERSED:	6/04/09	ABATED:			
98-026097	HARPER DIANNE S PEELER	100	52.53	41.92	6.29	94.00	142.21	R	3/27/00	
					REVERSED:	6/04/09	ABATED:			
98-026281	HARRELSON HOWARD	100	41.27	32.98	4.95	124.00	161.93	R	3/17/00	
					REVERSED:	6/04/09	ABATED:			
98-026434	HARRISON GEORGE ESTATE	100	50.65	40.21	6.03	94.00	140.24	R	3/27/00	
					REVERSED:	6/04/09	ABATED:			
98-026464	HARRISON KENNETH	130	38.72	31.14	4.67	94.00	129.81	R	3/27/00	
					REVERSED:	6/04/09	ABATED:			
98-026726	HASS JAMES MELVIN & SHEIL	100	272.02	61.95	9.29	94.00	165.24	R	3/17/00	
					REVERSED:	6/04/09	ABATED:			
98-027566	HICKMAN SUDIE MAE	400	72.36	62.43	9.36	94.00	165.79	R	3/27/00	
					REVERSED:	6/04/09	ABATED:			
98-028606	HOME BUILDERS INC	130	135.52	108.49	15.27	94.00	218.76	R	3/17/00	
					REVERSED:	6/04/09	ABATED:			
98-028910	HOWARD STACY LEE JR	130	164.56	41.40	6.21	94.00	141.61	R	3/17/00	
					REVERSED:	6/04/09	ABATED:			
98-029594	HUNT JOANNE M & ROBERT	340	146.85	121.44	18.22	94.00	233.66	R	3/27/00	
					REVERSED:	6/04/09	ABATED:			
98-029902	HYATT STEPHEN D & PEGGY D	130	23.23	18.59	2.79	94.00	115.38	R	3/27/00	
					REVERSED:	6/04/09	ABATED:			
98-030492	ISATAH ULONDA	200	342.55	292.46	43.87	94.00	430.33	R	3/17/00	
					REVERSED:	6/04/09	ABATED:			
98-030779	JACKSON LINDA A	380	58.66	15.05	2.26	124.00	141.31	R	3/17/00	
					REVERSED:	6/04/09	ABATED:			

RECEIPT#	NAME	DIST	TAX BEFORE EX.	TAX AFTER EX.	PENALTY	COST	R-REAL TOTAL TAX	P-PER C-COM	DATE NB
98-030807	JACKSON MCKINLEY E &	100	196.98	156.29	23.44	124.00	303.73	R	3/17/00
					REVERSED:	6/04/09	ABATED:	6/04/09	
98-031838	JOHNSON HENRY LEE	130	23.23	18.65	2.80	124.00	145.45	R	3/17/00
					REVERSED:	6/04/09	ABATED:	6/04/09	
98-031979	JOHNSON LATONNE &	410	265.93	226.80	34.02	94.00	354.82	R	8/01/00
					REVERSED:	6/04/09	ABATED:	6/04/09	
	--CITY--		90.90	.42	.06	.00	.48		
98-032154	JOHNSON SHERRY W	100	148.20	117.64	17.65	94.00	229.29	R	3/27/00
					REVERSED:	6/04/09	ABATED:	6/04/09	
98-032476	JONES IRAS CULPEPPER	100	80.67	18.40	2.76	94.00	115.16	R	3/27/00
					REVERSED:	6/04/09	ABATED:	6/04/09	
98-032545	JONES KENNEY & KAREN D	230	309.02	135.50	20.33	154.00	309.83	R	5/29/02
					REVERSED:	6/04/09	ABATED:	6/04/09	
98-032631	JONES FAM	320	145.20	117.63	17.64	94.00	229.27	R	3/27/00
					REVERSED:	6/04/09	ABATED:	6/04/09	
	--CITY--		106.71	47.81	7.17	.00	54.98		
98-032853	JORDAN DONALD LEE SR	400	13.92	11.99	1.80	94.00	107.79	R	3/27/00
					REVERSED:	6/04/09	ABATED:	6/04/09	
98-033535	KEELS MOBILE HOME PARK	100	135.07	107.34	16.10	124.00	247.44	R	3/17/00
					REVERSED:	6/04/09	ABATED:	6/04/09	
98-034108	KIKER CRAVEN	100	31.89	25.41	3.81	94.00	123.22	R	3/17/00
					REVERSED:	6/04/09	ABATED:	6/04/09	
98-035034	LAMBERT RICHARD J	311	277.82	233.09	34.96	124.00	392.05	R	3/17/00
					REVERSED:	6/04/09	ABATED:	6/04/09	
98-035064	LANDCO INC	400	16.70	13.53	2.03	54.00	69.56	R	6/29/07
					REVERSED:	6/04/09	ABATED:	6/04/09	
98-035268	LANGSTON CLEMENT H	100	178.22	141.51	21.23	94.00	256.74	R	3/27/00
					REVERSED:	6/04/09	ABATED:	6/04/09	
98-035889	LEE ELEASE	310	48.95	40.66	6.10	119.00	165.76	R	5/29/02
					REVERSED:	6/04/09	ABATED:	6/04/09	
98-036529	LEVINER JOHN WAYNE &	500	80.48	28.27	4.24	94.00	126.51	R	3/27/00
					REVERSED:	6/04/09	ABATED:	6/04/09	
98-036561	LEWIS BESSIE C	110	135.12	106.56	15.98	54.00	176.54	R	11/03/99
					REVERSED:	6/04/09	ABATED:	6/04/09	
	--CITY--		50.62	13.09	1.96	.00	15.05		
98-036841	LIPPO TAMMY P	100	41.27	32.71	4.91	94.00	131.62	R	3/27/00
					REVERSED:	6/04/09	ABATED:	6/04/09	
98-037036	LOCKLAIR LARRY	380	37.71	30.75	4.61	94.00	129.36	R	5/29/02
					REVERSED:	6/04/09	ABATED:	6/04/09	
98-037280	LOWERY FRANCES P	130	123.90	99.30	14.90	94.00	208.20	R	3/27/00
					REVERSED:	6/04/09	ABATED:	6/04/09	
98-037416	LUNDY SHELBY	350	49.08	39.80	5.97	94.00	139.77	R	3/27/00
					REVERSED:	6/04/09	ABATED:	6/04/09	
98-037417	LUNDY SHELBY J	400	69.58	59.78	8.97	94.00	162.75	R	3/27/00
					REVERSED:	6/04/09	ABATED:	6/04/09	
98-037817	LYNCH MARGARET & CHARLES	130	50.34	40.41	6.06	94.00	140.47	R	3/27/00
					REVERSED:	6/04/09	ABATED:	6/04/09	
98-038363	MARSHALL SHARON K	100	225.12	178.97	26.85	94.00	299.82	R	3/27/00
					REVERSED:	6/04/09	ABATED:	6/04/09	
98-038828	MATTHEWS DANNY RAY & SUSA	100	50.65	40.38	6.06	94.00	140.44	R	3/27/00
					REVERSED:	6/04/09	ABATED:	6/04/09	

RECEIPT#	NAME	DIST	TAX BEFORE EX.	TAX AFTER EX.	PENALTY	COST	R-REAL TOTAL TAX	P-PER C-COM	DATE
98-040127	MCCULLUM GARY	100	30.02	6.80	1.02	94.00	101.82	R	3/27/00
					REVERSED:	6/04/09	ABATED:	6/04/09	3/27/00
98-040272	MCCUTCHEON LEVETTE	130	40.66	32.61	4.89	94.00	131.50	R	3/27/00
					REVERSED:	6/04/09	ABATED:	6/04/09	3/27/00
98-040575	MCDOWELL EUGENE	380	39.81	32.48	4.87	94.00	131.35	R	5/29/02
					REVERSED:	6/04/09	ABATED:	6/04/09	5/29/02
98-040674	MCELAVERN DAVID	100	28.14	22.30	3.35	94.00	119.65	R	3/27/00
					REVERSED:	6/04/09	ABATED:	6/04/09	3/27/00
98-041786	MCKNIGHT JOHN JR	310	329.30	272.04	40.81	94.00	406.85	R	3/27/00
					REVERSED:	6/04/09	ABATED:	6/04/09	3/27/00
98-041958	MCLAUGHLIN SONYA CRAFT	130	305.89	76.62	11.49	94.00	182.11	R	3/17/00
					REVERSED:	6/04/09	ABATED:	6/04/09	3/17/00
98-042495	MCWETHY RICHARD	500	52.73	45.40	6.81	94.00	146.21	R	3/27/00
					REVERSED:	6/04/09	ABATED:	6/04/09	3/27/00
98-042560	MCWHITE WILLIE JAMES	500	288.60	100.35	15.05	94.00	209.40	R	3/27/00
					REVERSED:	6/04/09	ABATED:	6/04/09	3/27/00
98-043054	MILES JENNINGS B	510	37.03	31.46	4.72	94.00	130.18	R	3/27/00
					REVERSED:	6/04/09	ABATED:	6/04/09	3/27/00
	--CITY--		7.74	.00	.00	.00	.00		
98-043379	MILLER LUCILLE	400	194.81	167.78	25.17	94.00	286.95	R	3/17/00
					REVERSED:	6/04/09	ABATED:	6/04/09	3/17/00
98-043698	MITCHUM PETE	500	97.13	83.73	12.56	94.00	190.29	R	3/27/00
					REVERSED:	6/04/09	ABATED:	6/04/09	3/27/00
98-043935	MONTROSE AUBREY M & KEVIN	100	150.08	34.12	5.12	29.00	68.24	R	5/03/99
					REVERSED:	6/04/09	ABATED:	6/04/09	5/03/99
98-046122	NETTLERS JAMES R & VICKIE	311	112.57	37.32	5.60	94.00	136.92	R	6/29/07
					REVERSED:	6/04/09	ABATED:	6/04/09	6/29/07
98-046318	NICHOLS JIMMY B JR & BREN	100	180.10	142.99	21.45	94.00	258.44	R	3/27/00
					REVERSED:	6/04/09	ABATED:	6/04/09	3/27/00
98-047264	PADGETT LOIS	500	102.68	88.33	13.25	94.00	195.58	R	3/17/00
					REVERSED:	6/04/09	ABATED:	6/04/09	3/17/00
98-047567	PARKER DANIEL E	500	8.33	7.14	1.07	94.00	102.21	R	3/17/00
					REVERSED:	6/04/09	ABATED:	6/04/09	3/17/00
98-047839	PARNELL THOMAS DAVID &	130	149.07	37.27	5.59	94.00	136.86	R	3/27/00
					REVERSED:	6/04/09	ABATED:	6/04/09	3/27/00
98-047943	PARROTT THOMAS HENRY	300	218.05	180.05	27.01	94.00	301.06	R	3/27/00
					REVERSED:	6/04/09	ABATED:	6/04/09	3/27/00
98-048144	PATTON CLARENCE H & RUTH	301	138.91	47.14	7.07	94.00	148.21	R	3/27/00
					REVERSED:	6/04/09	ABATED:	6/04/09	3/27/00
98-048255	PEARSON TEACY &	100	16.88	13.26	1.99	94.00	109.25	R	3/17/00
					REVERSED:	6/04/09	ABATED:	6/04/09	3/17/00
98-048631	PETERSON MARY A	110	323.20	254.70	38.21	94.00	386.91	R	3/17/00
					REVERSED:	6/04/09	ABATED:	6/04/09	3/17/00
	--CITY--		121.07	31.07	4.66	.00	35.73		
98-049682	POSTON LOIS A	100	200.73	159.28	23.89	94.00	277.17	R	3/17/00
					REVERSED:	6/04/09	ABATED:	6/04/09	3/17/00
98-052657	ROBERTS JOHN L JR	500	249.75	215.06	32.26	94.00	341.32	R	3/27/00
					REVERSED:	6/04/09	ABATED:	6/04/09	3/27/00
98-054834	SELLERS CARL	400	8.35	7.16	1.07	124.00	132.23	R	3/17/00
					REVERSED:	6/04/09	ABATED:	6/04/09	3/17/00
98-055258	SHIELDS ANTHONY	410	23.70	20.33	3.05	94.00	117.38	R	5/29/02
					REVERSED:	6/04/09	ABATED:	6/04/09	5/29/02
	--CITY--		8.10	.31	.05	.00	.36		



RECEIPT#	NAME	DIST	TAX BEFORE EX.	TAX AFTER EX.	PENALTY	COST	R-REAL TOTAL TAX	P-PER C-COM	DATE
98-055749	SINGLETERY GLEAN DELL	320	49.08	39.76	5.96 REVERSED:	94.00	139.72 ABATED:	R 6/04/09	3/27/00
	--CITY--		36.07	16.15	2.42 REVERSED:	.00	18.57 ABATED:		
98-055878	SINGLETERY MAZELL	320	220.86	179.00	26.85 REVERSED:	94.00	299.85 ABATED:	R 6/04/09	3/27/00
	--CITY--		162.32	72.91	10.94 REVERSED:	.00	83.85 ABATED:		
98-055994	SINGLETON VERNEST &	130	168.43	134.77	20.22 REVERSED:	94.00	248.99 ABATED:	R 6/04/09	3/27/00
98-056294	SMITH ALLEN V & IRIS	100	159.46	36.43	5.46 REVERSED:	94.00	135.89 ABATED:	R 6/04/09	3/17/00
98-056446	SMITH DAVID A	100	41.27	32.98	4.95 REVERSED:	94.00	131.93 ABATED:	R 6/04/09	3/27/00
98-056987	SMITH TERESA	220	43.92	37.67	5.65 REVERSED:	94.00	137.32 ABATED:	R 6/04/09	3/27/00
98-057390	SPEARS RONALD E	130	69.70	17.73	2.66 REVERSED:	94.00	114.39 ABATED:	R 6/04/09	3/17/00
98-058470	STONE TONY	130	42.59	34.30	5.15 REVERSED:	94.00	133.45 ABATED:	R 6/04/09	3/27/00
98-059030	SUMTER LEVERN	130	5.81	4.62	.69 REVERSED:	94.00	99.31 ABATED:	R 6/04/09	3/27/00
98-060484	THOMPSON RONNIE & DELORES	100	365.82	290.34	43.55 REVERSED:	94.00	427.89 ABATED:	R 6/04/09	3/17/00
98-060691	TILTON SAM	130	17.42	14.04	2.11 REVERSED:	94.00	110.15 ABATED:	R 6/04/09	3/17/00
98-061049	TISDALE DAVID GRAHAM ETAL	320	30.68	24.95	3.74 REVERSED:	94.00	122.69 ABATED:	R 6/04/09	3/27/00
	--CITY--		22.55	10.32	1.55 REVERSED:	.00	11.87 ABATED:		
98-061381	TRUETT GAIL	301	28.74	24.09	3.61 REVERSED:	124.00	151.70 ABATED:	R 6/04/09	3/17/00
98-062864	WALLACE JAMES	380	291.21	237.68	35.55 REVERSED:	94.00	367.33 ABATED:	R 6/04/09	3/17/00
98-062955	WALTZ DOROTHY RENEE	200	194.99	166.49	24.97 REVERSED:	94.00	285.46 ABATED:	R 6/04/09	3/17/00
98-063146	WARDEN HENRY LEWIS JR	100	163.21	129.55	19.43 REVERSED:	94.00	242.98 ABATED:	R 6/04/09	3/27/00
98-063447	WATSON JAMES D	100	37.52	29.94	4.49 REVERSED:	124.00	158.43 ABATED:	R 6/04/09	3/17/00
98-063586	WEATHERFORD BILLY E & LOI	100	133.20	105.63	15.84 REVERSED:	94.00	215.47 ABATED:	R 6/04/09	3/27/00
98-064815	WILDER DAVID M	100	136.95	108.61	16.29 REVERSED:	94.00	218.90 ABATED:	R 6/04/09	3/27/00
98-065101	WILLIAMS CALVIN	500	113.78	39.55	5.93 REVERSED:	124.00	169.48 ABATED:	R 6/04/09	3/17/00
98-065181	WILLIAMS DON	100	43.15	34.29	5.14 REVERSED:	94.00	133.43 ABATED:	R 6/04/09	3/27/00
98-065576	WILLIAMS SAMPSON	400	116.89	44.33	6.55 REVERSED:	94.00	144.98 ABATED:	R 6/04/09	3/17/00
98-065676	WILLIAMSON ELLA L	100	30.02	6.66	1.00 REVERSED:	94.00	101.66 ABATED:	R 6/04/09	3/17/00
98-067224	YOUNG HASKELL & VICTORIA	400	153.07	131.94	19.79 REVERSED:	94.00	245.73 ABATED:	R 6/04/09	3/27/00

RECEIPT#	NAME	DIST	TAX BEFORE EX.	TAX AFTER EX.	PENALTY	COST	R-REAL TOTAL TAX	P-PER C-COM	DATE
98-067306	YOUNG SYLVIA A	400	61.23	52.94	7.94	94.00	154.88	R	3/17/00
					REVERSED:	6/04/09	ABATED:		6/04/09
98-067356	ZEIGLER SHIRLEY L	100	230.75	183.39	27.51	94.00	304.90	R	3/27/00
					REVERSED:	6/04/09	ABATED:		6/04/09
98-069264	SANDERS TIMOTHY	130	170.37	136.51	20.48	149.00	305.99	R	3/17/00
					REVERSED:	6/04/09	ABATED:		6/04/09
98-071441	MCCLAIN LEROY D	110	564.23	444.87	66.73	15.00	526.60	R	6/30/09
	--CITY--		211.36	54.54	8.18	.00	62.72		
98-100008	ACKERMAN	ZANDR 130	13.55	12.01	1.80	19.00	32.81	P	6/29/07
					REVERSED:	6/04/09	ABATED:		6/04/09
98-100023	ALBRIGHT	JAMES 100	31.89	28.14	4.22	19.00	51.36	P	6/29/07
					REVERSED:	6/04/09	ABATED:		6/04/09
98-100033	ALFORD	KEVIN 510	47.61	43.64	6.55	19.00	69.19	P	6/29/07
					REVERSED:	6/04/09	ABATED:		6/04/09
		--CITY--	9.95	2.44	.37	.00	2.81		
98-100064	ALTMAN	JERRY 500	33.30	30.65	4.60	19.00	54.25	P	6/29/07
					REVERSED:	6/04/09	ABATED:		6/04/09
98-100066	ALTMAN	JIMMY 500	374.63	344.83	51.72	19.00	415.55	P	6/29/07
					REVERSED:	6/04/09	ABATED:		6/04/09
98-100084	AMERSON	LINWO 100	16.88	14.89	2.23	19.00	36.12	P	6/29/07
					REVERSED:	6/04/09	ABATED:		6/04/09
98-100097	ANDERSON	LEROY 100	170.72	150.64	22.60	19.00	192.24	P	6/29/07
					REVERSED:	6/04/09	ABATED:		6/04/09
98-100098	ANDERSON	RICHA 100	15.01	13.25	1.99	19.00	34.24	P	6/29/07
					REVERSED:	6/04/09	ABATED:		6/04/09
98-100105	ANDREWS	ALFRE 380	29.33	26.24	3.94	19.00	49.18	P	6/29/07
					REVERSED:	6/04/09	ABATED:		6/04/09
98-100106	ANDREWS	ALFRE 380	37.71	33.74	5.06	19.00	57.80	P	6/29/07
					REVERSED:	6/04/09	ABATED:		6/04/09
98-100110	ANDREWS III	ALFRE 300	20.03	18.04	2.71	19.00	39.75	P	6/29/07
					REVERSED:	6/04/09	ABATED:		6/04/09
98-100118	ARDS USED CARS	310	60.08	54.12	8.12	19.00	81.24	P	6/29/07
					REVERSED:	6/04/09	ABATED:		6/04/09
98-100139	ATWELL	GARY 120	22.51	19.86	2.98	19.00	41.84	P	6/29/07
					REVERSED:	6/04/09	ABATED:		6/04/09
		--CITY--	1.63	.00	.00	.00	.00		
98-100146	AVERETTE	GARY 110	16.43	14.44	2.17	19.00	35.61	P	6/29/07
					REVERSED:	6/04/09	ABATED:		6/04/09
		--CITY--	6.16	3.55	.53	.00	4.08		
98-100156	AYERS	AMY 110	14.61	12.85	1.93	19.00	33.78	P	6/29/07
					REVERSED:	6/04/09	ABATED:		6/04/09
		--CITY--	5.47	3.15	.47	.00	3.62		
98-100161	AYERS	JASON 100	22.51	19.86	2.98	19.00	41.84	P	6/29/07
					REVERSED:	6/04/09	ABATED:		6/04/09
98-100189	BAKER JR	ROBER 100	11.26	9.94	1.49	19.00	30.43	P	6/29/07
					REVERSED:	6/04/09	ABATED:		6/04/09
98-100205	BARNES	KEVIN 100	65.66	57.94	8.69	19.00	85.63	P	6/29/07
					REVERSED:	6/04/09	ABATED:		6/04/09

REAL, PERSONAL, & COMMERCIAL PROPERTY

5/21/09 - 2/03/10

RECEIPT#	NAME	DIST	TAX BEFORE EX.	TAX AFTER EX.	PENALTY	COST	R-REAL TOTAL TAX	P-PER C-COM	DATE
98-100237	BASS	JOE 120	11.26	9.94	1.49	19.00	30.43	P	6/29/07
	--CITY--		.82	.00	REVERSED:	.00	ABATED:	6/04/09	6/04/09
98-100246	BAUGH	PHIL 100	28.14	24.83	3.72	19.00	47.55	P	6/29/07
					REVERSED:		ABATED:	6/04/09	6/04/09
98-100271	BAZEN	CHRIS 310	40.05	36.08	5.41	19.00	60.49	P	6/29/07
					REVERSED:		ABATED:	6/04/09	6/04/09
98-100276	BAZEN	JEFF 500	249.75	229.89	34.48	19.00	283.37	P	6/29/07
					REVERSED:		ABATED:	6/04/09	6/04/09
98-100277	BAZEN	JOHN 200	31.62	28.97	4.35	19.00	52.32	P	6/29/07
					REVERSED:		ABATED:	6/04/09	6/04/09
98-100283	BAZEN	WILLI 200	81.69	74.85	11.23	19.00	105.08	P	6/29/07
					REVERSED:		ABATED:	6/04/09	6/04/09
98-100295	BECKETT	D 100	41.27	36.41	5.46	19.00	60.87	P	6/29/07
					REVERSED:		ABATED:	6/04/09	6/04/09
98-100297	BECKETT D & S	100	127.57	112.56	16.88	19.00	148.44	P	6/29/07
					REVERSED:		ABATED:	6/04/09	6/04/09
98-100298	BECKETT M J & C	100	211.99	187.05	28.96	19.00	234.11	P	6/29/07
					REVERSED:		ABATED:	6/04/09	6/04/09
98-100306	BELLAMY K N & C R	210	18.45	16.91	2.54	19.00	38.45	P	6/29/07
					REVERSED:		ABATED:	6/04/09	6/04/09
		--CITY--	6.12	3.16	.47	.00	3.63		
98-100309	BELUE	CHAD 100	24.39	21.52	3.23	19.00	43.75	P	6/29/07
					REVERSED:		ABATED:	6/04/09	6/04/09
98-100312	BENNETT	EDWAR 510	15.87	14.55	2.18	19.00	35.73	P	6/29/07
					REVERSED:		ABATED:	6/04/09	6/04/09
		--CITY--	3.32	.82	.12	.00	.94		
98-100313	BENNETT	EDWAR 510	18.52	16.98	2.55	19.00	38.53	P	6/29/07
					REVERSED:		ABATED:	6/04/09	6/04/09
		--CITY--	3.87	.95	.14	.00	1.09		
98-100331	BEVERLY	SIMON 500	233.10	214.56	32.18	19.00	265.74	P	6/29/07
					REVERSED:		ABATED:	6/04/09	6/04/09
98-100336	BIGFORD	CHARL 110	10.96	9.64	1.45	19.00	30.09	P	6/29/07
					REVERSED:		ABATED:	6/04/09	6/04/09
		--CITY--	4.10	2.36	.35	.00	2.71		
98-100343	BLACK	HUBER 100	26.26	23.17	3.48	19.00	45.65	P	6/29/07
					REVERSED:		ABATED:	6/04/09	6/04/09
98-100353	BLACKWELL	GARY 100	43.15	38.07	5.71	19.00	62.78	P	6/29/07
					REVERSED:		ABATED:	6/04/09	6/04/09
98-100355	BLACKWELL D & G	100	22.51	19.86	2.98	19.00	41.84	P	6/29/07
					REVERSED:		ABATED:	6/04/09	6/04/09
98-100362	BLANTON	WHIT 110	18.26	16.05	2.41	19.00	37.46	P	6/29/07
					REVERSED:		ABATED:	6/04/09	6/04/09
		--CITY--	6.84	3.94	.59	.00	4.53		
98-100363	BLATON JR	JERRY 130	40.66	36.02	5.40	19.00	60.42	P	6/29/07
					REVERSED:		ABATED:	6/04/09	6/04/09
98-100368	BLUM	KATHL 100	24.39	21.52	3.23	19.00	43.75	P	6/29/07
					REVERSED:		ABATED:	6/04/09	6/04/09

RECEIPT#	NAME	DIST	TAX BEFORE EX.	TAX AFTER EX.	PENALTY	COST	F-REAL TOTAL TAX	P-PER C-COM	DATE
98-100375	BOBO SR	JOHN 100	33.77	29.80	4.47	19.00	53.27	P	6/29/07
					REVERSED:	6/04/09	ABATED:		6/29/07
98-100393	BOUSKA	FRANK 300	17.80	16.04	2.41	19.00	37.45	P	6/29/07
					REVERSED:	6/04/09	ABATED:		6/29/07
98-100394	BOWEN	CHRIS 320	89.98	80.27	12.04	19.00	111.31	P	6/29/07
		--CITY--	66.13	45.39	6.81	.00	52.20		6/04/09
98-100402	BOYKIN SR	K 100	11.26	9.94	1.49	19.00	30.43	P	6/29/07
					REVERSED:	6/04/09	ABATED:		6/29/07
98-100412	BRANHAM	MARTI 100	29.14	24.83	3.72	19.00	47.55	P	6/29/07
					REVERSED:	6/04/09	ABATED:		6/29/07
98-100420	BRAXTON	PINK 100	11.26	9.94	1.49	19.00	30.43	P	6/29/07
					REVERSED:	6/04/09	ABATED:		6/29/07
98-100428	BREWER	THOMA 100	37.52	33.11	4.97	19.00	57.08	P	6/29/07
					REVERSED:	6/04/09	ABATED:		6/29/07
98-100431	BRICE	WILLI 110	12.78	11.24	1.69	19.00	31.93	P	6/29/07
		--CITY--	4.79	2.76	.41	.00	3.17		6/04/09
98-100437	BROACH	JOHNA 100	13.13	11.59	1.74	19.00	32.33	P	6/29/07
					REVERSED:	6/04/09	ABATED:		6/29/07
98-100451	BROUGHTON	FRANK 100	46.90	41.38	6.21	19.00	66.59	P	6/29/07
					REVERSED:	6/04/09	ABATED:		6/29/07
98-100453	BROWN	ANTHO 100	82.54	72.83	10.92	19.00	102.75	P	6/29/07
					REVERSED:	6/04/09	ABATED:		6/29/07
98-100455	BROWN	BILL 130	228.45	202.40	30.36	19.00	251.76	P	6/29/07
					REVERSED:	6/04/09	ABATED:		6/29/07
98-100456	BROWN	BILLY 130	116.16	102.92	15.44	19.00	137.36	P	6/29/07
					REVERSED:	6/04/09	ABATED:		6/29/07
98-100459	BROWN	CLAUD 130	25.17	22.30	3.35	19.00	44.65	P	6/29/07
					REVERSED:	6/04/09	ABATED:		6/29/07
98-100465	BROWN	KELVI 230	82.22	75.82	11.37	19.00	106.19	P	6/29/07
					REVERSED:	6/04/09	ABATED:		6/29/07
98-100472	BROWN	PATRI 100	90.05	79.46	11.92	19.00	110.38	P	6/29/07
					REVERSED:	6/04/09	ABATED:		6/29/07
98-100474	BROWN	RANDY 400	19.48	17.94	2.69	19.00	39.63	P	6/29/07
					REVERSED:	6/04/09	ABATED:		6/29/07
98-100477	BROWN	SIMON 110	85.82	75.45	11.32	19.00	105.77	P	6/29/07
		--CITY--	32.15	18.52	2.78	.00	21.30		6/04/09
98-100489	BROWN JR	KENNE 310	26.70	24.05	3.61	19.00	46.66	P	6/29/07
					REVERSED:	6/04/09	ABATED:		6/29/07
98-100491	BROWN R & D	210	86.96	79.68	11.95	19.00	110.63	P	6/29/07
		--CITY--	28.84	14.88	2.23	.00	17.11		6/04/09
98-100499	BRUMETT	CHRIS 100	45.02	39.72	5.96	19.00	64.68	P	6/29/07
					REVERSED:	6/04/09	ABATED:		6/29/07
98-100504	BRYANT	KEITH 310	17.80	16.04	2.41	19.00	37.45	P	6/29/07
					REVERSED:	6/04/09	ABATED:		6/29/07
98-100517	BURCH JR	RICHA 310	144.63	130.28	19.54	19.00	168.82	P	6/29/07
					REVERSED:	6/04/09	ABATED:		6/29/07

RECEIPT#	NAME	DIST	TAX BEFORE EX.	TAX AFTER EX.	PENALTY	COST	R-REAL TOTAL TAX	P-PER C-COM	DATE NB
98-100526	BURKIS	FRAN 110	27.39	24.08	3.61	19.00	46.69	P	6/29/07
		--CITY--	10.26	5.91	REVERSED:	.00	ABATED:	6/04/09	
98-100531	BUSH	MARY 110	105.91	93.11	13.97	19.00	126.08	P	6/29/07
		--CITY--	39.67	22.85	REVERSED:	.00	ABATED:	6/04/09	
98-100598	CARAWAY	DENNI 340	13.35	12.03	1.80	19.00	32.83	P	6/29/07
98-100604	CARNELL	MARTY 110	45.65	40.13	6.02	19.00	65.15	P	6/29/07
		--CITY--	17.10	9.85	REVERSED:	.00	ABATED:	6/04/09	
98-100608	CARPENTER	L 110	49.30	43.34	6.50	19.00	68.84	P	6/29/07
		--CITY--	18.47	10.64	REVERSED:	.00	ABATED:	6/04/09	
98-100614	CARROLL	THOMA 110	14.61	12.85	1.93	19.00	33.78	P	6/29/07
		--CITY--	5.47	3.15	REVERSED:	.00	ABATED:	6/04/09	
98-100623	CARTER	JOE 110	10.96	9.64	1.45	19.00	30.09	P	6/29/07
		--CITY--	4.10	2.36	REVERSED:	.00	ABATED:	6/04/09	
98-100635	CARTER	ROBER 210	15.81	14.49	2.17	19.00	35.66	P	6/29/07
		--CITY--	5.24	2.70	REVERSED:	.00	ABATED:	6/04/09	
98-100660	CAULDER	JEROM 130	11.62	10.30	1.55	19.00	30.85	P	6/29/07
98-100662	CAULLEY	BRIAN 100	48.78	43.04	6.46	19.00	68.50	P	6/29/07
98-100664	CAWLEY	BRIAN 100	50.65	44.69	6.70	19.00	70.39	P	6/29/07
98-100678	CHAPMAN III	E 110	10.96	9.64	1.45	19.00	30.09	P	6/29/07
		--CITY--	4.10	2.36	REVERSED:	.00	ABATED:	6/04/09	
98-100687	CHEEK	SUSAN 100	196.98	173.80	26.07	19.00	218.87	P	6/29/07
98-100695	CHRISTIAN	ROBER 320	12.27	10.95	1.64	19.00	31.59	P	6/29/07
		--CITY--	9.02	6.19	REVERSED:	.00	ABATED:	6/04/09	
98-100701	CIEHANSKI	W 110	10.96	9.64	1.45	19.00	30.09	P	6/29/07
		--CITY--	4.10	2.36	REVERSED:	.00	ABATED:	6/04/09	
98-100706	CLARK	DATA 110	23.74	20.87	3.13	19.00	43.00	P	6/29/07
		--CITY--	8.89	5.12	REVERSED:	.00	ABATED:	6/04/09	

RECEIPT#	NAME	DIST	TAX BEFORE EX.	TAX AFTER EX.	PENALTY	COST	R-REAL TOTAL TAX	P-PER C-COM	DATE NB
98-100742	COLEMAN	DEBOR 100	56.28	49.66	7.45	19.00	76.11	P	6/29/07
					REVERSED:	6/04/09	ABATED:		6/04/09
98-100776	CONNELLY	HARRY 130	29.04	25.73	3.86	19.00	48.59	P	6/29/07
					REVERSED:	6/04/09	ABATED:		6/04/09
98-100781	COOK	JERRY 510	15.87	14.55	2.18	19.00	35.73	P	6/29/07
					REVERSED:	6/04/09	ABATED:		6/04/09
		--CITY--	3.32	.82	.12	.00	.94		
98-100783	COOK	MYRTL 310	15.58	14.04	2.11	19.00	35.15	P	6/29/07
					REVERSED:	6/04/09	ABATED:		6/04/09
98-100790	COOKE	CLARK 110	20.09	17.66	2.65	19.00	39.31	P	6/29/07
					REVERSED:	6/04/09	ABATED:		6/04/09
		--CITY--	7.52	4.33	.65	.00	4.98		
98-100794	COOPER	ERIC 130	19.36	17.15	2.57	19.00	38.72	P	6/29/07
					REVERSED:	6/04/09	ABATED:		6/04/09
98-100800	COOPER	TIMOT 130	131.65	116.64	17.50	19.00	153.14	P	6/29/07
					REVERSED:	6/04/09	ABATED:		6/04/09
98-100829	COWARD	MARTY 500	105.45	97.06	14.56	19.00	130.62	P	6/29/07
					REVERSED:	6/04/09	ABATED:		6/04/09
98-100832	COWART	KENNE 100	15.01	13.25	1.99	19.00	34.24	P	6/29/07
					REVERSED:	6/04/09	ABATED:		6/04/09
98-100835	COX	B 130	42.59	37.73	5.66	19.00	62.39	P	6/29/07
					REVERSED:	6/04/09	ABATED:		6/04/09
98-100836	COX	BRIAN 130	108.42	96.06	14.41	19.00	129.47	P	6/29/07
					REVERSED:	6/04/09	ABATED:		6/04/09
98-100837	COX	C 310	60.08	54.12	8.12	19.00	81.24	P	6/29/07
					REVERSED:	6/04/09	ABATED:		6/04/09
98-100857	COX B E & D R	130	77.44	68.61	10.29	19.00	97.90	P	6/29/07
					REVERSED:	6/04/09	ABATED:		6/04/09
98-100859	COX II	JOHN 320	47.04	41.96	6.29	19.00	67.25	P	6/29/07
					REVERSED:	6/04/09	ABATED:		6/04/09
		--CITY--	34.57	23.73	3.56	.00	27.29		
98-100869	CRECY	MILFO 100	20.64	18.21	2.73	19.00	39.94	P	6/29/07
					REVERSED:	6/04/09	ABATED:		6/04/09
98-100873	CREEL O & T B	130	85.18	75.47	11.32	19.00	105.79	P	6/29/07
					REVERSED:	6/04/09	ABATED:		6/04/09
98-100875	CRIBB	HARRY 100	22.51	19.86	2.98	19.00	41.84	P	6/29/07
					REVERSED:	6/04/09	ABATED:		6/04/09
98-100886	CRIMMINGER	JAMES 100	18.76	16.55	2.48	19.00	38.03	P	6/29/07
					REVERSED:	6/04/09	ABATED:		6/04/09
98-100900	CULICK	H 310	73.43	66.15	9.92	19.00	95.07	P	6/29/07
					REVERSED:	6/04/09	ABATED:		6/04/09
98-100908	DAWASK	MICHA 130	137.46	121.79	18.27	19.00	159.06	P	6/29/07
					REVERSED:	6/04/09	ABATED:		6/04/09
98-100923	DAUGHERTY D LEE	110	47.48	41.74	6.26	19.00	67.00	P	6/29/07
					REVERSED:	6/04/09	ABATED:		6/04/09
		--CITY--	17.78	10.24	1.54	.00	11.78		
98-100948	DAVIS	T 100	281.40	248.29	37.24	19.00	304.53	P	6/29/07
					REVERSED:	6/04/09	ABATED:		6/04/09
98-100949	DAVIS	WILBU 110	12.78	11.24	1.69	19.00	31.93	P	6/29/07
					REVERSED:	6/04/09	ABATED:		6/04/09
		--CITY--	4.79	2.76	.41	.00	3.17		

RECEIPT#	NAME	DIST	TAX BEFORE EX.	TAX AFTER EX.	PENALTY	COST	R-REAL TOTAL TAX	P-PER C-COM	DATE NB
98-100960	DEAS	MEREN 100	20.64	18.21	2.73	19.00	39.94	P	6/29/07
					REVERSED:	6/04/09	ABATED:	6/04/09	6/29/07
98-100964	DEATON	DON 100	131.32	115.87	17.38	19.00	152.25	P	6/29/07
					REVERSED:	6/04/09	ABATED:	6/04/09	6/29/07
98-100980	DENNIS	JIMMY 510	179.86	164.85	24.73	19.00	208.58	P	6/29/07
					REVERSED:	6/04/09	ABATED:	6/04/09	6/29/07
	--CITY--		37.60	9.23	1.38	.00	10.61		
98-100981	DENNIS	JIMMY 510	26.45	24.24	3.64	19.00	46.88	P	6/29/07
					REVERSED:	6/04/09	ABATED:	6/04/09	6/29/07
	--CITY--		5.53	1.36	.20	.00	1.56		
98-101010	DORRELL JR	OLIN 130	85.18	75.47	11.32	19.00	105.79	P	6/29/07
					REVERSED:	6/04/09	ABATED:	6/04/09	6/29/07
98-101016	DOUGLAS	JERRY 100	60.03	52.97	7.95	19.00	79.92	P	6/29/07
					REVERSED:	6/04/09	ABATED:	6/04/09	6/29/07
98-101025	DOZIER	CHARL 300	200.25	180.39	27.06	19.00	226.45	P	6/29/07
					REVERSED:	6/04/09	ABATED:	6/04/09	6/29/07
98-101031	DRIGGERS	DEBOR 130	52.27	46.31	6.95	19.00	72.26	P	6/29/07
					REVERSED:	6/04/09	ABATED:	6/04/09	6/29/07
98-101032	DRIGGERS	DEBOR 130	30.98	27.45	4.12	19.00	50.57	P	6/29/07
					REVERSED:	6/04/09	ABATED:	6/04/09	6/29/07
98-101035	DRIGGERS	GRACI 100	112.56	99.32	14.90	19.00	133.22	P	6/29/07
					REVERSED:	6/04/09	ABATED:	6/04/09	6/29/07
98-101039	DRIGGERS	TERRY 100	31.89	28.14	4.22	19.00	51.36	P	6/29/07
					REVERSED:	6/04/09	ABATED:	6/04/09	6/29/07
98-101042	DRIGGERS T & V & M	100	37.52	33.11	4.97	19.00	57.08	P	6/29/07
					REVERSED:	6/04/09	ABATED:	6/04/09	6/29/07
98-101043	DRIGGERS TW & V & M	100	41.27	36.41	5.46	19.00	60.87	P	6/29/07
					REVERSED:	6/04/09	ABATED:	6/04/09	6/29/07
98-101073	DUTTON	ROBER 100	41.27	36.41	5.46	19.00	60.87	P	6/29/07
					REVERSED:	6/04/09	ABATED:	6/04/09	6/29/07
98-101075	DYCHES	P 100	56.28	49.66	7.45	19.00	76.11	P	6/29/07
					REVERSED:	6/04/09	ABATED:	6/04/09	6/29/07
98-101086	EADDY	LAWRE 500	38.85	35.76	5.36	19.00	60.12	P	6/29/07
					REVERSED:	6/04/09	ABATED:	6/04/09	6/29/07
98-101095	EADDY JR	JAMES 310	82.33	74.17	11.13	19.00	104.30	P	6/29/07
					REVERSED:	6/04/09	ABATED:	6/04/09	6/29/07
98-101098	EADDY JR	THOMA 500	55.50	51.09	7.66	19.00	77.75	P	6/29/07
					REVERSED:	6/04/09	ABATED:	6/04/09	6/29/07
98-101108	ECKERT	F 100	67.54	59.60	8.94	19.00	87.54	P	6/29/07
					REVERSED:	6/04/09	ABATED:	6/04/09	6/29/07
98-101109	ECKERT P E & A W	100	270.14	238.36	35.75	19.00	293.11	P	6/29/07
					REVERSED:	6/04/09	ABATED:	6/04/09	6/29/07
98-101120	EDWARDS	WILLI 130	15.49	13.73	2.06	19.00	34.79	P	6/29/07
					REVERSED:	6/04/09	ABATED:	6/04/09	6/29/07
98-101121	EDWARDS	WILLI 130	67.76	60.04	9.01	19.00	88.05	P	6/29/07
					REVERSED:	6/04/09	ABATED:	6/04/09	6/29/07
98-101122	EDWARDS	WILLI 130	398.82	353.35	53.00	19.00	425.35	P	6/29/07
					REVERSED:	6/04/09	ABATED:	6/04/09	6/29/07
98-101123	EDWARDS JR	T 110	29.22	25.69	3.85	19.00	48.54	P	6/29/07
					REVERSED:	6/04/09	ABATED:	6/04/09	6/29/07
	--CITY--		10.94	6.30	.95	.00	7.25		

RECEIPT#	NAME	DIST	TAX BEFORE EX.	TAX AFTER EX.	PENALTY	COST	R-REAL TOTAL TAX	P-PER C-COM	DATE
98-101124	EDWARDS JR	T 110	21.91	19.26	2.89	19.00	41.15	P	6/29/07
	--CITY--		8.21	4.73	.71	.00	ABATED: 5.44	6/04/09	
98-101162	EVANS	EDDIE 510	31.74	29.09	4.36	19.00	52.45	P	6/29/07
	--CITY--		6.64	1.64	.25	.00	ABATED: 1.89	6/04/09	
98-101173	EVANS	JIMMY 350	16.36	14.60	2.19	19.00	35.79	P	6/29/07
98-101193	EVANS	RICHA 100	11.26	9.94	1.49	19.00	30.43	P	6/29/07
98-101194	EVANS	RICHA 100	90.05	79.46	11.92	19.00	110.38	P	6/29/07
98-101195	EVANS	RICHA 100	26.26	23.17	3.48	19.00	45.65	P	6/29/07
98-101201	EVANS A & LYERLY C	100	60.03	52.97	7.95	19.00	79.92	P	6/29/07
98-101216	FEAGIN	RICHA 310	13.35	12.03	1.80	19.00	32.83	P	6/29/07
98-101224	FELDER JR	THOMA 100	76.92	67.87	10.18	19.00	97.05	P	6/29/07
98-101225	FELDER JR	THOMA 100	26.26	23.17	3.48	19.00	45.65	P	6/29/07
98-101232	FENNELL	BRETT 500	235.88	217.12	32.57	19.00	268.69	P	6/29/07
98-101244	FIELDS	DARLE 130	29.04	25.73	3.86	19.00	48.59	P	6/29/07
98-101245	FIELDS	JERRY 130	11.62	10.30	1.55	19.00	30.85	P	6/29/07
98-101254	FILYAW	RONAL 300	13.35	12.03	1.80	19.00	32.83	P	6/29/07
98-101255	FILYAW	SAMUE 320	12.27	10.95	1.64	19.00	31.59	P	6/29/07
	--CITY--		9.02	6.19	.93	.00	ABATED: 7.12	6/04/09	
98-101269	FLOWERS	DAVID 110	18.26	16.05	2.41	19.00	37.46	P	6/29/07
	--CITY--		6.84	3.94	.59	.00	ABATED: 4.53	6/04/09	
98-101279	FLOYD	DAVID 310	26.70	24.05	3.61	19.00	45.66	P	6/29/07
98-101292	FLOYD	JOHN 130	19.36	17.15	2.57	19.00	38.72	P	6/29/07
98-101321	FLOYD JR	L 110	23.74	20.87	3.13	19.00	43.00	P	6/29/07
	--CITY--		8.89	5.12	.77	.00	ABATED: 5.89	6/04/09	
98-101323	FLOYD L CAMERON	110	12.78	11.24	1.69	19.00	31.93	P	6/29/07
	--CITY--		4.79	2.76	.41	.00	ABATED: 3.17	6/04/09	
98-101328	FOGNER	ROBER 100	200.73	177.11	26.57	19.00	222.68	P	6/29/07
					REVERSED:	6/04/09	ABATED:	6/04/09	



RECEIPT#	NAME	DIST	TAX BEFORE EX.	TAX AFTER EX.	PENALTY	COST	R-REAL TOTAL TAX	P-PER C-COM	DATE
98-101342	FOSTER	BETTI 100	16.88	14.89	2.23 REVERSED:	19.00	36.12	P	6/29/07
						6/04/09	ABATED:	6/04/09	6/29/07
98-101343	FOSTER	BETTI 100	131.32	115.87	17.38 REVERSED:	19.00	152.25	P	6/29/07
						6/04/09	ABATED:	6/04/09	6/29/07
98-101361	FRANCIS	KYLE 100	13.13	11.59	1.74 REVERSED:	19.00	32.33	P	6/29/07
						6/04/09	ABATED:	6/04/09	6/29/07
98-101377	FRISON	NATHA 130	13.55	12.01	1.80 REVERSED:	19.00	32.81	P	6/29/07
						6/04/09	ABATED:	6/04/09	6/29/07
98-101383	FRYE	MICHE 310	71.20	64.14	9.62 REVERSED:	19.00	92.76	P	6/29/07
						6/04/09	ABATED:	6/04/09	6/29/07
98-101387	FURMAN	BRYAN 130	17.42	15.43	2.31 REVERSED:	19.00	36.74	P	6/29/07
						6/04/09	ABATED:	6/04/09	6/29/07
98-101390	GAGNON	ERIC 110	51.13	44.95	6.74 REVERSED:	19.00	70.69	P	6/29/07
		--CITY--	19.15	11.03	1.65 REVERSED:	.00	12.68	6/04/09	6/29/07
98-101394	GATNEY	ROBER 100	13.13	11.59	1.74 REVERSED:	19.00	32.33	P	6/29/07
						6/04/09	ABATED:	6/04/09	6/29/07
98-101395	GATNEY	ROBER 100	18.76	16.55	2.48 REVERSED:	19.00	38.03	P	6/29/07
						6/04/09	ABATED:	6/04/09	6/29/07
98-101396	GATNEY	ROBER 100	22.51	19.86	2.98 REVERSED:	19.00	41.84	P	6/29/07
						6/04/09	ABATED:	6/04/09	6/29/07
98-101401	GALLIHER	GALE 130	23.23	20.58	3.09 REVERSED:	19.00	42.67	P	6/29/07
						6/04/09	ABATED:	6/04/09	6/29/07
98-101409	GANDY JR	ARTHU 100	11.26	9.94	1.49 REVERSED:	19.00	30.43	P	6/29/07
						6/04/09	ABATED:	6/04/09	6/29/07
98-101429	GASKINS	JOEY 310	13.35	12.03	1.90 REVERSED:	19.00	32.83	P	6/29/07
						6/04/09	ABATED:	6/04/09	6/29/07
98-101440	CAVALAS	ANTHO 320	61.35	54.73	8.21 REVERSED:	19.00	81.94	P	6/29/07
		--CITY--	45.09	30.95	4.64 REVERSED:	.00	35.59	6/04/09	6/29/07
98-101441	GATMON	JACKI 400	25.05	23.06	3.46 REVERSED:	19.00	45.52	P	6/29/07
						6/04/09	ABATED:	6/04/09	6/29/07
98-101445	GENERETTE	ROBER 510	21.16	19.40	2.91 REVERSED:	19.00	41.31	P	6/29/07
		--CITY--	4.42	1.09	.16 REVERSED:	.00	1.25	6/04/09	6/29/07
98-101448	GEORGER	JOSEP 110	34.69	30.50	4.58 REVERSED:	19.00	54.08	P	6/29/07
		--CITY--	13.00	7.49	1.12 REVERSED:	.00	8.61	6/04/09	6/29/07
98-101449	GEORGER	JOSEP 110	23.74	20.87	3.13 REVERSED:	19.00	43.00	P	6/29/07
		--CITY--	8.89	5.12	.77 REVERSED:	.00	5.89	6/04/09	6/29/07
98-101451	GERALD	WILLI 510	18.52	16.98	2.55 REVERSED:	19.00	38.53	P	6/29/07
		--CITY--	3.87	.95	.14 REVERSED:	.00	1.09	6/04/09	6/29/07
98-101453	GERBER MELISSA P	110	12.78	11.24	1.69 REVERSED:	19.00	31.93	P	6/29/07
		--CITY--	4.79	2.76	.41 REVERSED:	.00	3.17	6/04/09	6/29/07

RECEIPT#	NAME	DIST	TAX BEFORE EX.	TAX AFTER EX.	PENALTY	COST	R-REAL TOTAL TAX	P-PER C-COM	DATE NB
98-101483	GODFREY	JAYSO 110 --CITY--	51.13 19.15	44.95 11.03	6.74 REVERSED: 1.65	19.00 .00	70.69 ABATED: 12.68	P 6/04/09	6/29/07
98-101492	GODWIN	JUDJT 320 --CITY--	24.54 18.04	21.89 12.39	3.28 REVERSED: 1.86	19.00 .00	44.17 ABATED: 14.25	P 6/04/09	6/29/07
98-101516	GRAHAM	EDWAR 100	13.13	11.59	1.74 REVERSED:	19.00	32.33 ABATED:	P 6/04/09	6/29/07
98-101520	GRAHAM	GERAL 310	22.25	20.04	3.01 REVERSED:	19.00	42.05 ABATED:	P 6/04/09	6/29/07
98-101521	GRAHAM	GERAL 310	22.25	20.04	3.01 REVERSED:	19.00	42.05 ABATED:	P 6/04/09	6/29/07
98-101524	GRAHAM	I 130	21.30	18.87	2.83 REVERSED:	19.00	40.70 ABATED:	P 6/04/09	6/29/07
98-101528	GRAHAM	JOHN 320 --CITY--	14.32 10.52	12.78 7.22	1.92 REVERSED: 1.08	19.00 .00	33.70 ABATED: 8.30	P 6/04/09	6/29/07
98-101557	GREEN	JAMES 130	27.10	24.01	3.60 REVERSED:	19.00	46.61 ABATED:	P 6/04/09	6/29/07
98-101558	GREEN	WILLI 100	61.91	54.63	8.19 REVERSED:	19.00	81.82 ABATED:	P 6/04/09	6/29/07
98-101559	GREEN	WILLI 100	15.01	13.25	1.99 REVERSED:	19.00	34.24 ABATED:	P 6/04/09	6/29/07
98-101564	GREENE	DARRE 410 --CITY--	31.60 10.80	28.95 4.68	4.34 REVERSED: .70	19.00 .00	52.29 ABATED: 5.38	P 6/04/09	6/29/07
98-101565	GREENE	HAROL 330	30.68	27.37	4.11 REVERSED:	19.00	50.48 ABATED:	P 6/04/09	6/29/07
98-101568	GREER	JASON 100	35.64	31.45	4.72 REVERSED:	19.00	55.17 ABATED:	P 6/04/09	6/29/07
98-101576	GREGG WILLIAM M	100	15.01	13.25	1.99 REVERSED:	19.00	34.24 ABATED:	P 6/04/09	6/29/07
98-101582	GRIFFIN	CHAD 100	11.26	9.94	1.49 REVERSED:	19.00	30.43 ABATED:	P 6/04/09	6/29/07
98-101587	GRIFFIN	JOHN 130	71.63	63.47	9.52 REVERSED:	19.00	91.99 ABATED:	P 6/04/09	6/29/07
98-101603	GRIMSLEY JR	D 100	13.13	11.59	1.74 REVERSED:	19.00	32.33 ABATED:	P 6/04/09	6/29/07
98-101626	HAM	H 100	18.76	16.55	2.48 REVERSED:	19.00	38.03 ABATED:	P 6/04/09	6/29/07
98-101631	HAM	PRJSC 400	19.48	17.94	2.69 REVERSED:	19.00	39.63 ABATED:	P 6/04/09	6/29/07
98-101638	HAMBRICK	REBEC 100	50.65	44.69	6.70 REVERSED:	19.00	70.39 ABATED:	P 6/04/09	6/29/07
98-101646	HANCOCK	BENJA 310	15.58	14.04	2.11 REVERSED:	19.00	35.15 ABATED:	P 6/04/09	6/29/07
98-101647	HANCOCK	BENJA 310	22.25	20.04	3.01 REVERSED:	19.00	42.05 ABATED:	P 6/04/09	6/29/07

RECEIPT#	NAME	DIST	TAX BEFORE EX.	TAX AFTER EX.	PENALTY	COST	R-REAL TOTAL TAX	P-PER C-COM	DATE
98-101649	HANCOCK	PAUL 130	15.49	13.73	2.06	19.00	34.79	P	6/29/07
					REVERSED:	6/04/09	ABATED:	6/04/09	
98-101680	HANNA	STANF 210	181.82	166.59	24.99	19.00	210.58	P	6/29/07
		--CITY--	60.31	31.12	4.67	.00	ABATED:	6/04/09	
					REVERSED:		35.79		
98-101683	HANNA	THOMA 310	13.35	12.03	1.80	19.00	32.83	P	6/29/07
					REVERSED:	6/04/09	ABATED:	6/04/09	
98-101694	HANNA JR	JOHN 130	23.23	20.58	3.09	19.00	42.67	P	6/29/07
					REVERSED:	6/04/09	ABATED:	6/04/09	
98-101695	HANNA LEO BARRETT	500	22.20	20.44	3.07	19.00	42.51	P	6/29/07
					REVERSED:	6/04/09	ABATED:	6/04/09	
98-101700	HARBAUGH	DALE 100	60.03	52.97	7.95	19.00	79.92	P	6/29/07
					REVERSED:	6/04/09	ABATED:	6/04/09	
98-101711	HARDY	JAY 100	75.04	66.21	9.93	19.00	95.14	P	6/29/07
					REVERSED:	6/04/09	ABATED:	6/04/09	
98-101726	HARRELSON	MIKE 100	45.02	39.72	5.96	19.00	64.68	P	6/29/07
					REVERSED:	6/04/09	ABATED:	6/04/09	
98-101739	HARRIS	JAMES 100	52.53	46.35	6.95	19.00	72.30	P	6/29/07
					REVERSED:	6/04/09	ABATED:	6/04/09	
98-101741	HARRIS	ROBER 110	167.99	147.69	22.15	19.00	188.84	P	6/29/07
		--CITY--	62.93	36.25	5.44	.00	ABATED:	6/04/09	
					REVERSED:		41.69		
98-101745	HARTFIELD	LINDS 510	68.77	63.03	9.45	19.00	91.48	P	6/29/07
					REVERSED:	6/04/09	ABATED:	6/04/09	
		--CITY--	14.39	3.53	.53	.00	4.06		
98-101746	HARTFIELD	RANDY 510	15.87	14.55	2.18	19.00	35.73	P	6/29/07
		--CITY--	3.32	.82	.12	.00	ABATED:	6/04/09	
					REVERSED:		.94		
98-101750	HARVIN II	J 100	20.64	18.21	2.73	19.00	39.94	P	6/29/07
					REVERSED:	6/04/09	ABATED:	6/04/09	
98-101751	HARVIN JL II & ES	100	43.15	38.07	5.71	19.00	62.78	P	6/29/07
					REVERSED:	6/04/09	ABATED:	6/04/09	
98-101752	HARWARD	PHIL 110	40.17	35.31	5.30	19.00	59.61	P	6/29/07
		--CITY--	15.05	8.67	1.30	.00	ABATED:	6/04/09	
					REVERSED:		9.97		
98-101784	HATTAWAY II	C 110	36.52	32.11	4.82	19.00	55.93	P	6/29/07
		--CITY--	13.68	7.88	1.18	.00	ABATED:	6/04/09	
					REVERSED:		9.06		
98-101794	HAYES	LISO 130	48.40	42.88	6.43	19.00	68.31	P	6/29/07
					REVERSED:	6/04/09	ABATED:	6/04/09	
98-101799	HAYNES	JACK 130	19.36	17.15	2.57	19.00	39.72	P	6/29/07
					REVERSED:	6/04/09	ABATED:	6/04/09	
98-101801	HAYNES	RONAL 100	15.01	13.25	1.99	19.00	34.24	P	6/29/07
					REVERSED:	6/04/09	ABATED:	6/04/09	
98-101803	HAYWOOD	WILLI 100	20.64	18.21	2.73	19.00	39.94	P	6/29/07
					REVERSED:	6/04/09	ABATED:	6/04/09	
98-101806	HEAD JR	TOMMY 100	37.52	33.11	4.97	19.00	57.08	P	6/29/07
					REVERSED:	6/04/09	ABATED:	6/04/09	

RECEIPT#	NAME	DIST	TAX BEFORE EX.	TAX AFTER EX.	PENALTY	COST	R-REAL TOTAL TAX	P-PER C-COM	DATE NB
98-101810	HEATH III	S 310	40.05	36.08	5.41	19.00	60.49	P	6/29/07
					REVERSED:	6/04/09	ABATED:	6/04/09	
98-101817	HEIMERDINGER	R 100	18.76	16.55	2.48	19.00	38.03	P	6/29/07
					REVERSED:	6/04/09	ABATED:	6/04/09	
98-101822	HELMS	JAMES 100	281.40	248.29	37.24	19.00	304.53	P	6/29/07
					REVERSED:	6/04/09	ABATED:	6/04/09	
98-101823	HELMS	RICHA 100	16.88	14.89	2.23	19.00	36.12	P	6/29/07
					REVERSED:	6/04/09	ABATED:	6/04/09	
98-101837	HERNANDEZ	JAUN 110	40.17	35.31	5.30	19.00	59.61	P	6/29/07
		--CITY--	15.05	8.67	1.30	.00	9.97	6/04/09	
98-101855	RICK JR	ARTHU 100	11.26	9.94	1.49	19.00	30.43	P	6/29/07
					REVERSED:	6/04/09	ABATED:	6/04/09	
98-101859	HICKS	DAN 110	74.87	65.82	9.87	19.00	94.69	P	6/29/07
		--CITY--	28.04	16.15	2.42	.00	18.57	6/04/09	
98-101869	HICKS	RICKY 130	13.55	12.01	1.80	19.00	32.81	P	6/29/07
					REVERSED:	6/04/09	ABATED:	6/04/09	
98-101872	HICKS JR	JAMES 110	16.43	14.44	2.17	19.00	35.61	P	6/29/07
		--CITY--	6.16	3.55	.53	.00	4.08	6/04/09	
98-101893	HINTON JR	WM 100	46.90	41.38	6.21	19.00	66.59	P	6/29/07
					REVERSED:	6/04/09	ABATED:	6/04/09	
98-101896	HOBSON	ROBER 110	49.30	43.34	6.50	19.00	68.84	P	6/29/07
		--CITY--	18.47	10.64	1.60	.00	12.24	6/04/09	
98-101914	HOLBROOK	CHIP 100	20.64	18.21	2.73	19.00	39.94	P	6/29/07
					REVERSED:	6/04/09	ABATED:	6/04/09	
98-101918	HOLCOMB	R 100	30.02	26.49	3.97	19.00	49.46	P	6/29/07
					REVERSED:	6/04/09	ABATED:	6/04/09	
98-101931	HOLLER	MARY 100	50.65	44.69	6.70	19.00	70.39	P	6/29/07
					REVERSED:	6/04/09	ABATED:	6/04/09	
98-101932	HOLLIDAY	B 100	46.90	41.38	6.21	19.00	66.59	P	6/29/07
					REVERSED:	6/04/09	ABATED:	6/04/09	
98-101954	HOOVER	TODD 110	45.65	40.13	6.02	19.00	65.15	P	6/29/07
		--CITY--	17.10	9.85	1.48	.00	11.33	6/04/09	
98-101957	HOPKINS	PHILL 100	82.54	72.83	10.92	19.00	102.75	P	6/29/07
					REVERSED:	6/04/09	ABATED:	6/04/09	
98-101981	HOWELL	CHRIS 500	19.43	17.89	2.68	19.00	39.57	P	6/29/07
					REVERSED:	6/04/09	ABATED:	6/04/09	
98-101987	HRLYSVL MUT INS CO	100	31.89	28.14	4.22	19.00	51.36	P	6/29/07
					REVERSED:	6/04/09	ABATED:	6/04/09	
98-101994	HUDSON	JOHN 100	56.28	49.66	7.45	19.00	76.11	P	6/29/07
					REVERSED:	6/04/09	ABATED:	6/04/09	
98-102003	HUGGINS	STEVE 130	11.62	10.30	1.55	19.00	30.85	P	6/29/07
					REVERSED:	6/04/09	ABATED:	6/04/09	
98-102007	HUGHES	GREGG 130	21.30	18.87	2.83	19.00	40.70	P	6/29/07
					REVERSED:	6/04/09	ABATED:	6/04/09	

RECEIPT#	NAME	DIST	TAX BEFORE EX.	TAX AFTER EX.	PENALTY	COST	R-REAL TOTAL TAX	P-PER C-COM	DATE
98-102037	HUTCHINSON USED CA	100	20.64	18.21	2.73	19.00	39.94	P	6/29/07
					REVERSED:	6/04/09	ABATED:	6/04/09	
98-102048	HYMAN	BOBBY 210	97.50	89.34	13.40	19.00	121.74	P	6/29/07
		--CITY--	32.34	16.69	2.50	.00	ABATED:	6/04/09	
							19.19		
98-102054	HYMAN	SHANE 200	26.35	24.14	3.62	19.00	46.76	P	6/29/07
					REVERSED:	6/04/09	ABATED:	6/04/09	
98-102057	HYMAN	VALER 200	86.96	79.68	11.95	19.00	110.63	P	6/29/07
					REVERSED:	6/04/09	ABATED:	6/04/09	
98-102063	ILBERTON	MARK 100	90.05	79.46	11.92	19.00	110.38	P	6/29/07
					REVERSED:	6/04/09	ABATED:	6/04/09	
98-102065	INGRAM	S 100	50.65	44.69	6.70	19.00	70.39	P	6/29/07
					REVERSED:	6/04/09	ABATED:	6/04/09	
98-102068	IRRY T MCGRIFF	100	189.48	167.19	25.08	19.00	211.27	P	6/29/07
					REVERSED:	6/04/09	ABATED:	6/04/09	
98-102069	ISAAC	WILLI 100	16.88	14.89	2.23	19.00	36.12	P	6/29/07
					REVERSED:	6/04/09	ABATED:	6/04/09	
98-102080	JACKSON	BETTY 100	35.64	31.45	4.72	19.00	55.17	P	6/29/07
					REVERSED:	6/04/09	ABATED:	6/04/09	
98-102082	JACKSON	DIANE 130	77.44	68.61	10.29	19.00	97.90	P	6/29/07
					REVERSED:	6/04/09	ABATED:	6/04/09	
98-102083	JACKSON	KELLY 100	16.88	14.89	2.23	19.00	36.12	P	6/29/07
					REVERSED:	6/04/09	ABATED:	6/04/09	
98-102088	JACKSON	RICHA 100	146.33	129.11	19.37	19.00	167.48	P	6/29/07
					REVERSED:	6/04/09	ABATED:	6/04/09	
98-102089	JACKSON	WILLI 100	13.13	11.59	1.74	19.00	32.33	P	6/29/07
					REVERSED:	6/04/09	ABATED:	6/04/09	
98-102121	JEFFORDS	D 130	15.49	13.73	2.06	19.00	34.79	P	6/29/07
					REVERSED:	6/04/09	ABATED:	6/04/09	
98-102153	JOHNSON	DAVID 110	31.04	27.29	4.09	19.00	50.38	P	6/29/07
					REVERSED:	6/04/09	ABATED:	6/04/09	
		--CITY--	11.63	6.70	1.01	.00	7.71		
98-102155	JOHNSON	EARNE 310	17.80	16.04	2.41	19.00	37.45	P	6/29/07
					REVERSED:	6/04/09	ABATED:	6/04/09	
98-102160	JOHNSON	JAMES 100	37.52	33.11	4.97	19.00	57.08	P	6/29/07
					REVERSED:	6/04/09	ABATED:	6/04/09	
98-102174	JOHNSON	PAUL 100	15.01	13.25	1.99	19.00	34.24	P	6/29/07
					REVERSED:	6/04/09	ABATED:	6/04/09	
98-102179	JOHNSON JR	JAMES 130	102.61	90.91	13.64	19.00	123.55	P	6/29/07
					REVERSED:	6/04/09	ABATED:	6/04/09	
98-102194	JONES	G 100	61.91	54.63	8.19	19.00	81.82	P	6/29/07
					REVERSED:	6/04/09	ABATED:	6/04/09	
98-102198	JONES	JILL 100	67.54	59.60	8.94	19.00	87.54	P	6/29/07
					REVERSED:	6/04/09	ABATED:	6/04/09	
98-102200	JONES	JOSEF 130	11.62	10.30	1.55	19.00	30.85	P	6/29/07
					REVERSED:	6/04/09	ABATED:	6/04/09	
98-102210	JONES	LLOYD 200	18.45	16.91	2.54	19.00	38.45	P	6/29/07
					REVERSED:	6/04/09	ABATED:	6/04/09	
98-102220	JONES	SHANE 100	52.53	46.35	6.95	19.00	72.30	P	6/29/07
					REVERSED:	6/04/09	ABATED:	6/04/09	
98-102262	JORDAN JR	D 100	39.40	34.76	5.21	19.00	58.97	P	6/29/07
					REVERSED:	6/04/09	ABATED:	6/04/09	

RECEIPT#	NAME	DIST	TAX BEFORE EX.	TAX AFTER EX.	PENALTY	COST	R-REAL TOTAL TAX	P-PER C-COM	DATE
98-102273	KAISER	DOUGL 100	35.64	31.45	4.72	19.00	55.17	P	6/29/07
					REVERSED:	6/04/09	ABATED:		6/29/07
98-102278	KEA	JASON 100	33.77	29.80	4.47	19.00	53.27	P	6/29/07
					REVERSED:	6/04/09	ABATED:		6/29/07
98-102283	KEEFE	ROBER 110	12.78	11.24	1.69	19.00	31.93	P	6/29/07
		--CITY--	4.79	2.76	.41	.00	3.17		6/04/09
					REVERSED:	6/04/09	ABATED:		6/29/07
98-102288	KEELS	JAMES 400	47.31	43.56	6.53	19.00	69.09	P	6/29/07
					REVERSED:	6/04/09	ABATED:		6/29/07
98-102289	KEELS	JAMES 400	77.92	71.74	10.76	19.00	101.50	P	6/29/07
					REVERSED:	6/04/09	ABATED:		6/29/07
98-102290	KEELS	R 130	19.36	17.15	2.57	19.00	38.72	P	6/29/07
					REVERSED:	6/04/09	ABATED:		6/29/07
98-102296	KELLEY	DONAL 100	11.26	9.94	1.49	19.00	30.43	P	6/29/07
					REVERSED:	6/04/09	ABATED:		6/29/07
98-102303	KELLY	CURTI 100	11.26	9.94	1.49	19.00	30.43	P	6/29/07
					REVERSED:	6/04/09	ABATED:		6/29/07
98-102305	KELLY	VELMA 100	76.92	67.87	10.18	19.00	97.05	P	6/29/07
					REVERSED:	6/04/09	ABATED:		6/29/07
98-102309	KENNEDY	MARK 110	23.74	20.87	3.13	19.00	43.00	P	6/29/07
		--CITY--	8.89	5.12	.77	.00	5.89		6/04/09
					REVERSED:	6/04/09	ABATED:		6/29/07
98-102310	KENNEDY	MARK 110	18.26	16.05	2.41	19.00	37.46	P	6/29/07
		--CITY--	6.84	3.94	.59	.00	4.53		6/04/09
					REVERSED:	6/04/09	ABATED:		6/29/07
98-102316	KENNEY	JOHN 100	41.27	36.41	5.46	19.00	60.87	P	6/29/07
					REVERSED:	6/04/09	ABATED:		6/29/07
98-102317	KENNY	JOHN 100	16.88	14.89	2.23	19.00	36.12	P	6/29/07
					REVERSED:	6/04/09	ABATED:		6/29/07
98-102319	KIGHT	CLIFF 130	15.49	13.73	2.06	19.00	34.79	P	6/29/07
					REVERSED:	6/04/09	ABATED:		6/29/07
98-102322	KILLIAN	WILLI 410	97.42	89.26	13.39	19.00	121.65	P	6/29/07
		--CITY--	33.30	14.42	2.16	.00	16.58		6/04/09
					REVERSED:	6/04/09	ABATED:		6/29/07
98-102323	KILLIAN	WILLI 410	184.31	168.86	25.33	19.00	213.19	P	6/29/07
		--CITY--	63.00	27.28	4.09	.00	31.37		6/04/09
					REVERSED:	6/04/09	ABATED:		6/29/07
98-102354	KNIGHT	DAVID 100	13.13	11.59	1.74	19.00	32.33	P	6/29/07
					REVERSED:	6/04/09	ABATED:		6/29/07
98-102365	KNOTTS	ALLEN 110	42.00	36.92	5.94	19.00	61.46	P	6/29/07
		--CITY--	15.73	9.06	1.36	.00	10.42		6/04/09
					REVERSED:	6/04/09	ABATED:		6/29/07
98-102382	LACY III	JOHN 110	12.78	11.24	1.69	19.00	31.93	P	6/29/07
		--CITY--	4.79	2.76	.41	.00	3.17		6/04/09
					REVERSED:	6/04/09	ABATED:		6/29/07
98-102406	LANE	STEVE 310	160.20	144.31	21.65	19.00	184.96	P	6/29/07
					REVERSED:	6/04/09	ABATED:		6/29/07

RECEIPT#	NAME	DIST	TAX BEFORE EX.	TAX AFTER EX.	PENALTY	COST	R-REAL TOTAL TAX	P-PER C-COM	DATE
98-102414	LANE ROOFING CO	310	211.38	190.41	28.56	19.00	237.97	P	6/29/07
					REVERSED:	6/04/09	ABATED:	6/04/09	
98-102425	LANGSTON	DAVID 100	61.91	54.63	8.19	19.00	81.82	P	6/29/07
					REVERSED:	6/04/09	ABATED:	6/04/09	
98-102427	LANGSTON	ERVIN 400	22.26	20.50	3.08	19.00	42.58	P	6/29/07
					REVERSED:	6/04/09	ABATED:	6/04/09	
98-102434	LARRIMORE	CRAIG 110	12.78	11.24	1.69	19.00	31.93	P	6/29/07
		--CITY--	4.79	2.76	.41	.00	3.17	ABATED:	6/04/09
98-102461	LEE	CHARL 110	31.04	27.29	4.09	19.00	50.38	P	6/29/07
		--CITY--	11.63	6.70	1.01	.00	7.71	ABATED:	6/04/09
98-102484	LEE	SHADD 110	16.43	14.44	2.17	19.00	35.61	P	6/29/07
		--CITY--	6.16	3.55	.53	.00	4.08	ABATED:	6/04/09
98-102489	LESENE	B 110	14.61	12.85	1.93	19.00	33.78	P	6/29/07
		--CITY--	5.47	3.15	.47	.00	3.62	ABATED:	6/04/09
98-102519	LOCKWOOD	FRED 110	21.91	19.26	2.89	19.00	41.15	P	6/29/07
		--CITY--	8.21	4.73	.71	.00	5.44	ABATED:	6/04/09
98-102526	LOOSTROM JR	R 110	31.04	27.29	4.09	19.00	50.38	P	6/29/07
		--CITY--	11.63	6.70	1.01	.00	7.71	ABATED:	6/04/09
98-102527	LOVE	ARCHI 110	20.09	17.66	2.65	19.00	39.31	P	6/29/07
		--CITY--	7.52	4.33	.65	.00	4.98	ABATED:	6/04/09
98-102550	LYERLY	LARRY 100	11.26	9.94	1.49	19.00	30.43	P	6/29/07
		RONAL 500	27.75	25.54	3.83	19.00	48.37	ABATED:	6/04/09
98-102555	LYERLY	E 100	95.68	84.42	12.66	19.00	116.08	P	6/29/07
		LYNCH J C JR & T M 320	120.66	107.64	16.15	19.00	142.79	ABATED:	6/04/09
98-102578	LYNCH J C JR & T M	--CITY--	88.68	60.86	9.13	.00	69.99	ABATED:	6/04/09
98-102593	MAKOSKY	DAVID 100	15.01	13.25	1.99	19.00	34.24	P	6/29/07
		CLAUD 100	33.77	29.80	4.47	19.00	53.27	ABATED:	6/04/09
98-102596	MALUSA	CLAUD 100	16.88	14.89	2.23	19.00	36.12	P	6/29/07
		M 100	22.51	19.86	2.98	19.00	41.84	ABATED:	6/04/09
98-102598	MALVA-GOMES	ELANA 500	102.68	94.52	14.18	19.00	127.70	P	6/29/07
					REVERSED:	6/04/09	ABATED:	6/04/09	

RECEIPT#	NAME	DIST	TAX BEFORE EX.	TAX AFTER EX.	PENALTY	COST	R-REAL TOTAL TAX	P-PER C-COM	DATE
98-102610	MARLOW H S & K M	510	171.93	157.58	23.64	19.00	209.22	P	6/29/07
	--CITY--		35.95	8.83	REVERSED:	.00	ABATED:	6/04/09	
98-102625	MARSHALL JR	IRA 110	10.96	9.64	1.45	19.00	30.09	P	6/29/07
	--CITY--		4.10	2.36	REVERSED:	.00	ABATED:	6/04/09	
98-102636	MARTIN	ROBER 110	12.78	11.24	1.69	19.00	31.93	P	6/29/07
	--CITY--		4.79	2.76	REVERSED:	.00	ABATED:	6/04/09	
98-102640	MARTIN II	LISTO 400	16.70	15.38	2.31	19.00	36.69	P	6/29/07
98-102643	MARTIN	WILLI 410	15.80	14.48	2.17	19.00	35.65	P	6/29/07
	--CITY--		5.40	2.34	REVERSED:	.00	ABATED:	6/04/09	
98-102654	MATTHEWS	BOBBY 310	26.70	24.05	3.61	19.00	46.56	P	6/29/07
98-102659	MATTHEWS	DERKI 350	34.77	31.02	4.65	19.00	54.67	P	6/29/07
98-102663	MATTHEWS	EDDIE 320	16.36	14.60	2.19	19.00	35.79	P	6/29/07
	--CITY--		12.02	8.25	REVERSED:	.00	ABATED:	6/04/09	
98-102675	MATTHEWS	KENNE 310	15.58	14.04	2.11	19.00	35.15	P	6/29/07
98-102687	MATTHEWS	RICHA 340	13.35	12.03	1.80	19.00	32.83	P	6/29/07
98-102697	MATTHEWS	W 130	15.49	13.73	2.06	19.00	34.79	P	6/29/07
98-102713	MCALLISTER	THOMA 310	22.25	20.04	3.01	19.00	42.05	P	6/29/07
98-102714	MCALLISTER	THOMA 310	28.93	26.06	3.91	19.00	48.97	P	6/29/07
98-102746	MCCUTCHEON	ANDY 340	28.93	26.06	3.91	19.00	48.97	P	6/29/07
98-102749	MCCUTCHEON	JAMES 110	43.82	38.52	5.78	19.00	63.30	P	6/29/07
	--CITY--		16.42	9.46	REVERSED:	.00	ABATED:	6/04/09	
98-102756	MCCUTCHEON JR	A 340	17.80	16.04	2.41	19.00	37.45	P	6/29/07
98-102782	MC GEE	DUREL 310	35.60	32.07	4.81	19.00	55.88	P	6/29/07
98-102804	MCKENZIE	FRANK 310	31.15	28.06	4.21	19.00	51.27	P	6/29/07
98-102809	MCKENZIE	MICHA 320	47.04	41.96	6.29	19.00	67.25	P	6/29/07
	--CITY--		34.57	23.73	REVERSED:	.00	ABATED:	6/04/09	
98-102810	MCKENZIE	MICHA 320	53.17	47.43	7.11	19.00	73.54	P	6/29/07
	--CITY--		39.08	26.82	REVERSED:	.00	ABATED:	6/04/09	



RECEIPT#	NAME	DIST	TAX BEFORE EX.	TAX AFTER EX.	PENALTY	COST	R-REAL TOTAL TAX	P-PER C-COM	DATE
98-102816	MCKENZIE F & M	310	73.43	66.15	9.92 REVERSED:	19.00	95.07 ABATED:	P	6/29/07
98-102817	MCKENZIE JR	A	26.26	23.17	3.48 REVERSED:	19.00	45.65 ABATED:	P	6/29/07
98-102818	MCKENZIE S ALLEN	510	87.29	80.01	12.00 REVERSED:	19.00	111.01 ABATED:	P	6/29/07
	--CITY--		18.25	4.49	.67	.00	5.16	6/04/09	
98-102824	MCKNIGHT	350	12.27	10.95	1.64 REVERSED:	19.00	31.59 ABATED:	P	6/29/07
98-102827	MCLAIN	110	21.91	19.26	2.89 REVERSED:	19.00	41.15 ABATED:	P	6/29/07
	--CITY--		8.21	4.73	.71	.00	5.44	6/04/09	
98-102850	MCPHERSON	130	11.62	10.30	1.55 REVERSED:	19.00	30.85 ABATED:	P	6/29/07
98-102864	MEEKS	130	21.30	18.87	2.83 REVERSED:	19.00	40.70 ABATED:	P	6/29/07
98-102880	MERCK	100	16.88	14.89	2.23 REVERSED:	19.00	36.12 ABATED:	P	6/29/07
98-102892	MILES	310	33.38	30.07	4.51 REVERSED:	19.00	53.58 ABATED:	P	6/29/07
98-102900	MILES	110	12.78	11.24	1.69 REVERSED:	19.00	31.93 ABATED:	P	6/29/07
	--CITY--		4.79	2.76	.41	.00	3.17	6/04/09	
98-102905	MILES	100	48.78	43.04	6.46 REVERSED:	19.00	68.50 ABATED:	P	6/29/07
98-102906	MILES	100	15.01	13.25	1.99 REVERSED:	19.00	34.24 ABATED:	P	6/29/07
98-102907	MILES	310	26.70	24.05	3.61 REVERSED:	19.00	46.66 ABATED:	P	6/29/07
98-102908	MILLER	130	21.30	18.87	2.83 REVERSED:	19.00	40.70 ABATED:	P	6/29/07
98-102909	MILLER	100	16.88	14.89	2.23 REVERSED:	19.00	36.12 ABATED:	P	6/29/07
98-102927	MILLER	500	19.43	17.89	2.68 REVERSED:	19.00	39.57 ABATED:	P	6/29/07
98-102932	MILLER&BROWN&CHISH	100	48.78	43.04	6.46 REVERSED:	19.00	68.50 ABATED:	P	6/29/07
98-102941	MIMS JR	130	21.30	18.87	2.83 REVERSED:	19.00	40.70 ABATED:	P	6/29/07
98-102951	MIXSON	400	16.70	15.38	2.31 REVERSED:	19.00	36.69 ABATED:	P	6/29/07
98-102966	MOORE	130	38.72	34.31	5.15 REVERSED:	19.00	58.46 ABATED:	P	6/29/07
98-102971	MOORE	310	55.63	50.11	7.52 REVERSED:	19.00	76.63 ABATED:	P	6/29/07
98-103001	MOORE	110	10.96	9.64	1.45 REVERSED:	19.00	30.09 ABATED:	P	6/29/07
	--CITY--		4.10	2.36	.35	.00	2.71	6/04/09	
98-103016	MORRIS	100	63.78	56.28	8.44 REVERSED:	19.00	83.72 ABATED:	P	6/29/07
						6/04/09		6/04/09	

RECEIPT#	NAME	DIST	TAX BEFORE EX.	TAX AFTER EX.	PENALTY	COST	R-REAL TOTAL TAX	P-FER C-COM	DATE NB
98-103017	MORRIS	SIEVE 310	300.38	270.58	40.59	19.00	330.17	P	6/29/07
					REVERSED:	6/04/09	ABATED:	6/04/09	6/29/07
98-103024	MOTT III	J 100	30.02	26.49	3.97	19.00	49.46	P	6/29/07
					REVERSED:	6/04/09	ABATED:	6/04/09	6/29/07
98-103030	MUENCH	JOHN 110	14.61	12.85	1.93	19.00	33.78	P	6/29/07
		--CITY--	5.47	3.15	.47	.00	3.62	6/04/09	6/04/09
98-103043	MUNN JR	FRANK 210	65.88	60.36	9.05	19.00	88.41	P	6/29/07
		--CITY--	21.85	11.28	1.69	.00	12.97	6/04/09	6/04/09
98-103045	MURPHY	PHIL 110	10.96	9.64	1.45	19.00	30.09	P	6/29/07
		--CITY--	4.10	2.36	.35	.00	2.71	6/04/09	6/04/09
98-103046	MURPHY	PHIL 110	20.09	17.66	2.65	19.00	39.31	P	6/29/07
		--CITY--	7.52	4.33	.65	.00	4.98	6/04/09	6/04/09
98-103058	NETTLES	CLAY 320	102.25	91.22	13.68	19.00	123.90	P	6/29/07
		--CITY--	75.15	51.58	7.74	.00	59.32	6/04/09	6/04/09
98-103072	NETTLES	STEVE 340	13.35	12.03	1.80	19.00	32.83	P	6/29/07
					REVERSED:	6/04/09	ABATED:	6/04/09	6/29/07
98-103078	NEWELL	ANNE 510	124.32	113.95	17.09	19.00	150.04	P	6/29/07
		--CITY--	25.99	6.38	.96	.00	7.34	6/04/09	6/04/09
98-103079	NEWELL	ANNE 510	63.48	58.18	8.73	19.00	85.91	P	6/29/07
		--CITY--	13.27	3.26	.49	.00	3.75	6/04/09	6/04/09
98-103095	NORWOOD	LEROY 310	13.35	12.03	1.80	19.00	32.83	P	6/29/07
					REVERSED:	6/04/09	ABATED:	6/04/09	6/29/07
98-103096	NORWOOD	MAXIE 100	52.53	46.35	6.95	19.00	72.30	P	6/29/07
					REVERSED:	6/04/09	ABATED:	6/04/09	6/29/07
98-103115	OHARA	ROBER 110	42.00	36.92	5.54	19.00	61.46	P	6/29/07
		--CITY--	15.73	9.06	1.36	.00	10.42	6/04/09	6/04/09
98-103126	ONEAL	MALCO 100	133.20	117.53	17.63	19.00	154.16	P	6/29/07
					REVERSED:	6/04/09	ABATED:	6/04/09	6/29/07
98-103127	ORCUTT C S & R J	110	54.78	48.16	7.22	19.00	74.38	P	6/29/07
		--CITY--	20.52	11.82	1.77	.00	13.59	6/04/09	6/04/09
98-103130	ORNDOFF	M 110	27.39	24.08	3.61	19.00	46.69	P	6/29/07
		--CITY--	10.26	5.91	.89	.00	6.80	6/04/09	6/04/09
98-103133	OSBORNE	PAUL 100	13.13	11.59	1.74	19.00	32.33	P	6/29/07
					REVERSED:	6/04/09	ABATED:	6/04/09	6/29/07

RECEIPT#	NAME	DIST	TAX BEFORE EX.	TAX AFTER EX.	PENALTY	COST	R-REAL TOTAL TAX	P-PER C-COM	DATE
98-103140	OWEN	RICHA 400	22.26	20.50	3.08	19.00	42.58	P	6/29/07
					REVERSED:	6/04/09	ABATED:	6/04/09	6/29/07
98-103143	OWENS	BARBA 100	13.13	11.59	1.74	19.00	32.33	P	6/29/07
					REVERSED:	6/04/09	ABATED:	6/04/09	6/29/07
98-103151	OWENS	JOHN 100	11.26	9.94	1.49	19.00	30.43	P	6/29/07
					REVERSED:	6/04/09	ABATED:	6/04/09	6/29/07
98-103156	PAGE G L JR & K	100	50.65	44.69	6.70	19.00	70.39	P	6/29/07
					REVERSED:	6/04/09	ABATED:	6/04/09	6/29/07
98-103157	PAGE JR	G 100	31.89	28.14	4.22	19.00	51.36	P	6/29/07
					REVERSED:	6/04/09	ABATED:	6/04/09	6/29/07
98-103173	PAPPAS	T 110	65.74	57.80	8.67	19.00	85.47	P	6/29/07
					REVERSED:	6/04/09	ABATED:	6/04/09	6/29/07
		--CITY--	24.62	14.18	2.13	.00	16.31		
98-103175	PARK JR	TOMMY 130	21.30	18.87	2.83	19.00	40.70	P	6/29/07
					REVERSED:	6/04/09	ABATED:	6/04/09	6/29/07
98-103177	PARKER	EDWAR 130	25.17	22.30	3.35	19.00	44.65	P	6/29/07
					REVERSED:	6/04/09	ABATED:	6/04/09	6/29/07
98-103195	PARROTT	BURK 110	142.43	125.21	18.78	19.00	162.99	P	6/29/07
					REVERSED:	6/04/09	ABATED:	6/04/09	6/29/07
		--CITY--	53.35	30.73	4.61	.00	35.34		
98-103232	PEE DEE MARINE	110	21.91	19.26	2.89	19.00	41.15	P	6/29/07
					REVERSED:	6/04/09	ABATED:	6/04/09	6/29/07
		--CITY--	8.21	4.73	.71	.00	5.44		
98-103249	PERRY II	WALTE 200	55.34	50.70	7.61	19.00	77.31	P	6/29/07
					REVERSED:	6/04/09	ABATED:	6/04/09	6/29/07
98-103258	PHILIP DOWLING HMS	100	15.01	13.25	1.99	19.00	34.24	P	6/29/07
					REVERSED:	6/04/09	ABATED:	6/04/09	6/29/07
98-103273	PINNIX	STEVE 350	106.34	94.86	14.23	19.00	128.09	P	6/29/07
					REVERSED:	6/04/09	ABATED:	6/04/09	6/29/07
98-103279	PLAYER	SAMUE 130	23.23	20.58	3.09	19.00	42.67	P	6/29/07
					REVERSED:	6/04/09	ABATED:	6/04/09	6/29/07
98-103282	PLAYER JR	SAMUE 130	15.49	13.73	2.06	19.00	34.79	P	6/29/07
					REVERSED:	6/04/09	ABATED:	6/04/09	6/29/07
98-103283	PLAYER JR	SAMUE 130	19.36	17.15	2.57	19.00	38.72	P	6/29/07
					REVERSED:	6/04/09	ABATED:	6/04/09	6/29/07
98-103304	POSTON	BYRNE 200	21.08	19.32	2.90	19.00	41.22	P	6/29/07
					REVERSED:	6/04/09	ABATED:	6/04/09	6/29/07
98-103311	POSTON	EUGEN 200	21.08	19.32	2.90	19.00	41.22	P	6/29/07
					REVERSED:	6/04/09	ABATED:	6/04/09	6/29/07
98-103337	POSTON	RENAD 200	81.69	74.85	11.23	19.00	105.08	P	6/29/07
					REVERSED:	6/04/09	ABATED:	6/04/09	6/29/07
98-103338	POSTON	RICKE 200	28.99	26.56	3.98	19.00	49.54	P	6/29/07
					REVERSED:	6/04/09	ABATED:	6/04/09	6/29/07
98-103339	POSTON	RICKY 200	42.16	38.63	5.79	19.00	63.42	P	6/29/07
					REVERSED:	6/04/09	ABATED:	6/04/09	6/29/07
98-103340	POSTON	RICKY 200	18.45	16.91	2.54	19.00	38.45	P	6/29/07
					REVERSED:	6/04/09	ABATED:	6/04/09	6/29/07
98-103350	POSTON	STEPH 100	93.80	82.77	12.42	19.00	114.19	P	6/29/07
					REVERSED:	6/04/09	ABATED:	6/04/09	6/29/07
98-103362	POWELL	ARCHI 500	69.38	63.86	9.58	19.00	92.44	P	6/29/07
					REVERSED:	6/04/09	ABATED:	6/04/09	6/29/07

RECEIPT#	NAME	DIST	TAX BEFORE EX.	TAX AFTER EX.	PENALTY	COST	R-REAL TOTAL TAX	P-PER C-COM	DATE	NB
98-103364	POWELL	CARRO 500	19.43	17.89	2.68	19.00	39.57	P	6/29/07	
					REVERSED:	6/04/09	ABATED:		6/04/09	
98-103375	POWELL	MARSH 130	15.49	13.73	2.06	19.00	34.79	P	6/29/07	
					REVERSED:	6/04/09	ABATED:		6/04/09	
98-103381	POWELL	RODNE 500	66.60	61.30	9.20	19.00	89.50	P	6/29/07	
					REVERSED:	6/04/09	ABATED:		6/04/09	
98-103382	POWELL	RODNE 500	30.53	28.10	4.22	19.00	51.32	P	6/29/07	
					REVERSED:	6/04/09	ABATED:		6/04/09	
98-103383	POWELL	TONY 350	16.36	14.60	2.19	19.00	35.79	P	6/29/07	
					REVERSED:	6/04/09	ABATED:		6/04/09	
98-103385	POWELL	WILLI 500	16.65	15.33	2.30	19.00	36.63	P	6/29/07	
					REVERSED:	6/04/09	ABATED:		6/04/09	
98-103387	POWELL ARCHIE LEE	510	148.12	135.76	20.36	19.00	175.12	P	6/29/07	
					REVERSED:	6/04/09	ABATED:		6/04/09	
		--CITY--	30.97	7.61	1.14	.00	8.75			
98-103401	POWERS JR	JOHN 100	11.26	9.94	1.49	19.00	30.43	P	6/29/07	
					REVERSED:	6/04/09	ABATED:		6/04/09	
98-103418	PRICE	TAMAR 100	13.13	11.59	1.74	19.00	32.33	P	6/29/07	
					REVERSED:	6/04/09	ABATED:		6/04/09	
98-103421	PRIDGEN	JAMES 100	15.01	13.25	1.99	19.00	34.24	P	6/29/07	
					REVERSED:	6/04/09	ABATED:		6/04/09	
98-103422	FRIDGEN	JAMIE 100	11.26	9.94	1.49	19.00	30.43	P	6/29/07	
					REVERSED:	6/04/09	ABATED:		6/04/09	
98-103445	PROSSER	LEGGE 100	11.26	9.94	1.49	19.00	30.43	P	6/29/07	
					REVERSED:	6/04/09	ABATED:		6/04/09	
98-103470	RABONS AUTO SALES	110	82.17	72.24	10.84	19.00	102.08	P	6/29/07	
					REVERSED:	6/04/09	ABATED:		6/04/09	
		--CITY--	30.78	17.73	2.66	.00	30.39			
98-103473	RAGSDALE T S III	320	44.99	40.13	6.02	19.00	65.15	P	6/29/07	
					REVERSED:	6/04/09	ABATED:		6/04/09	
		--CITY--	33.07	22.70	3.41	.00	26.11			
98-103478	RALEY	CHRIS 110	105.91	93.11	13.97	19.00	126.08	P	6/29/07	
					REVERSED:	6/04/09	ABATED:		6/04/09	
		--CITY--	39.67	22.85	3.43	.00	26.28			
98-103485	RAUCH JR	WILLI 310	64.53	58.13	8.72	19.00	85.85	P	6/29/07	
					REVERSED:	6/04/09	ABATED:		6/04/09	
98-103488	RAY	RONNI 110	21.91	19.26	2.89	19.00	41.15	P	6/29/07	
					REVERSED:	6/04/09	ABATED:		6/04/09	
		--CITY--	8.21	4.73	.71	.00	5.44			
98-103493	REDDEN	CONNI 110	16.43	14.44	2.17	19.00	35.61	P	6/29/07	
					REVERSED:	6/04/09	ABATED:		6/04/09	
		--CITY--	6.16	3.55	.53	.00	4.08			
98-103494	REDDEN	CONNI 110	29.22	25.69	3.85	19.00	48.54	P	6/29/07	
					REVERSED:	6/04/09	ABATED:		6/04/09	
		--CITY--	10.94	6.30	.95	.00	7.25			
98-103497	REESE	CHRIS 100	123.82	109.25	16.39	19.00	144.64	P	6/29/07	
					REVERSED:	6/04/09	ABATED:		6/04/09	

RECEIPT#	NAME	DIST	TAX BEFORE EX.	TAX AFTER EX.	PENALTY	COST	R-REAL TOTAL TAX	P-PER C-COM	DATE
98-103502	REPLOGLE	SCOTT 100	11.26	9.94	1.49	19.00	30.43	P	6/29/07
					REVERSED:	6/04/09	ABATED:	6/04/09	
98-103507	RICE	JIM 320	47.04	41.96	6.29	19.00	67.25	P	6/29/07
					REVERSED:	6/04/09	ABATED:	6/04/09	
		--CITY--	34.57	23.73	3.56	.00	27.29		
98-103509	RICHARDSON	D 350	24.54	21.89	3.28	19.00	44.17	P	6/29/07
					REVERSED:	6/04/09	ABATED:	6/04/09	
98-103519	RICHARDSON	ROBER 100	31.89	28.14	4.22	19.00	51.36	P	6/29/07
					REVERSED:	6/04/09	ABATED:	6/04/09	
98-103526	RICHARDSON JEFF L	110	10.96	9.64	1.45	19.00	30.09	P	6/29/07
					REVERSED:	6/04/09	ABATED:	6/04/09	
		--CITY--	4.10	2.36	.35	.00	2.71		
98-103542	RITCHIE D JR & M	100	22.51	19.86	2.98	19.00	41.84	P	6/29/07
					REVERSED:	6/04/09	ABATED:	6/04/09	
98-103543	RITCHIE JR	D 100	24.39	21.52	3.23	19.00	43.75	P	6/29/07
					REVERSED:	6/04/09	ABATED:	6/04/09	
98-103569	ROBINSON III	J 130	11.62	10.30	1.55	19.00	30.85	P	6/29/07
					REVERSED:	6/04/09	ABATED:	6/04/09	
98-103571	RODGERS	M 100	60.03	52.97	7.95	19.00	79.92	P	6/29/07
					REVERSED:	6/04/09	ABATED:	6/04/09	
98-103581	ROGERS	WILLI 100	11.26	9.94	1.49	19.00	30.43	P	6/29/07
					REVERSED:	6/04/09	ABATED:	6/04/09	
98-103582	ROGERS	WILLI 100	15.01	13.25	1.99	19.00	34.24	P	6/29/07
					REVERSED:	6/04/09	ABATED:	6/04/09	
98-103589	ROLLINS JR	L 100	18.76	16.55	2.48	19.00	38.03	P	6/29/07
					REVERSED:	6/04/09	ABATED:	6/04/09	
98-103590	ROLLINS JR	LEWIS 100	28.14	24.83	3.72	19.00	47.55	P	6/29/07
					REVERSED:	6/04/09	ABATED:	6/04/09	
98-103591	ROMERO J A & S D	100	46.90	41.38	6.21	19.00	66.59	P	6/29/07
					REVERSED:	6/04/09	ABATED:	6/04/09	
98-103607	ROWLAND	ROGER 110	16.43	14.44	2.17	19.00	35.61	P	6/29/07
					REVERSED:	6/04/09	ABATED:	6/04/09	
		--CITY--	6.16	3.55	.53	.00	4.08		
98-103641	SAWYER	MARK 100	13.13	11.59	1.74	19.00	32.33	P	6/29/07
					REVERSED:	6/04/09	ABATED:	6/04/09	
98-103655	SCOTT	R 100	13.13	11.59	1.74	19.00	32.33	P	6/29/07
					REVERSED:	6/04/09	ABATED:	6/04/09	
98-103656	SCOTT	STEVE 130	25.17	22.30	3.35	19.00	44.65	P	6/29/07
					REVERSED:	6/04/09	ABATED:	6/04/09	
98-103667	SEGARS	CARRO 400	64.01	58.93	8.84	19.00	86.77	P	6/29/07
					REVERSED:	6/04/09	ABATED:	6/04/09	
98-103668	SEGARS	CARRO 400	30.61	28.18	4.23	19.00	51.41	P	6/29/07
					REVERSED:	6/04/09	ABATED:	6/04/09	
98-103679	SESSIONS	VICTO 120	22.51	19.86	2.98	19.00	41.84	P	6/29/07
					REVERSED:	6/04/09	ABATED:	6/04/09	
		--CITY--	1.63	.00	.00	.00	.00		
98-103689	SHARPE	JULIE 100	50.65	44.69	6.70	19.00	70.39	P	6/29/07
					REVERSED:	6/04/09	ABATED:	6/04/09	
98-103690	SHAW II	DAVID 130	11.62	10.30	1.55	19.00	30.85	P	6/29/07
					REVERSED:	6/04/09	ABATED:	6/04/09	

RECEIPT#	NAME	DIST	TAX BEFORE EX.	TAX AFTER EX.	PENALTY	COST	R-REAL TOTAL TAX	P-PER C-COM	DATE
98-103704	SHELLEY	DEWEY 110	12.78	11.24	1.59	19.00	31.93	P	6/29/07
		--CITY--	4.79	2.76	REVERSED: .41	.00	ABATED: 3.17	6/04/09	
98-103707	SHELLY	DEWEY 110	14.61	12.85	1.93	19.00	33.78	P	6/29/07
		--CITY--	5.47	3.15	REVERSED: .47	.00	ABATED: 3.62	6/04/09	
98-103720	SHY	JAMES 100	33.77	29.80	4.47	19.00	53.27	P	6/29/07
		JAMES 100	45.02	39.72	REVERSED: 5.96	19.00	ABATED: 64.68	6/04/09	
98-103721	SHY	JAMES 100	45.02	39.72	REVERSED: 5.96	19.00	ABATED: 64.68	6/04/09	
98-103723	SIKES	P 110	58.43	51.37	7.71	19.00	78.08	P	6/29/07
		--CITY--	21.89	12.61	REVERSED: 1.89	.00	ABATED: 14.50	6/04/09	
98-103747	SINGLETERY	ERNES 320	57.26	51.08	7.66	19.00	77.74	P	6/29/07
		--CITY--	42.08	28.88	REVERSED: 4.33	.00	ABATED: 33.21	6/04/09	
98-103775	SMILING	RUSSE 130	36.78	32.59	4.89	19.00	56.48	P	6/29/07
		BENJI 400	16.70	15.38	REVERSED: 2.31	19.00	ABATED: 36.69	6/04/09	
98-103778	SMITH	BENJI 400	16.70	15.38	REVERSED: 2.31	19.00	ABATED: 36.69	6/04/09	
98-103779	SMITH	BENJI 130	19.36	17.15	2.57	19.00	38.72	P	6/29/07
		DWAYN 110	42.00	36.92	REVERSED: 5.54	19.00	ABATED: 61.46	6/04/09	
98-103783	SMITH	DWAYN 110	42.00	36.92	REVERSED: 5.54	19.00	ABATED: 61.46	6/04/09	
		--CITY--	15.73	9.06	REVERSED: 1.36	.00	ABATED: 10.42	6/04/09	
98-103798	SMITH	MICHA 100	20.64	18.21	2.73	19.00	39.94	P	6/29/07
		S 130	13.55	12.01	REVERSED: 1.80	19.00	ABATED: 32.81	6/04/09	
98-103808	SMITH	S 130	13.55	12.01	REVERSED: 1.80	19.00	ABATED: 32.81	6/04/09	
98-103813	SMITH	STEPH 130	27.10	24.01	3.60	19.00	46.61	P	6/29/07
		STEVE 130	11.62	10.30	REVERSED: 1.55	19.00	ABATED: 30.85	6/04/09	
98-103815	SMITH	STEVE 130	11.62	10.30	REVERSED: 1.55	19.00	ABATED: 30.85	6/04/09	
98-103816	SMITH	TIMOT 130	13.55	12.01	REVERSED: 1.80	19.00	ABATED: 32.81	6/04/09	
		WILLI 200	26.35	24.14	REVERSED: 3.62	19.00	ABATED: 46.76	6/04/09	
98-103821	SMITH	WILLI 200	26.35	24.14	REVERSED: 3.62	19.00	ABATED: 46.76	6/04/09	
98-103833	SNETHEN	RON 100	65.66	57.94	8.69	19.00	85.63	P	6/29/07
		SOLES JR 100	45.02	39.72	REVERSED: 5.96	19.00	ABATED: 64.68	6/04/09	
98-103841	SOLES JR	SAMMI 100	45.02	39.72	REVERSED: 5.96	19.00	ABATED: 64.68	6/04/09	
98-103842	SOLES JR	SAMMI 130	90.99	80.62	REVERSED: 12.09	19.00	ABATED: 111.71	6/04/09	
98-103864	STANTON	RICKY 200	26.35	24.14	REVERSED: 3.62	19.00	ABATED: 46.76	6/04/09	
98-103865	STATE FARM INS	110	49.30	43.34	REVERSED: 6.50	19.00	ABATED: 68.84	6/04/09	
		--CITY--	18.47	10.64	REVERSED: 1.60	.00	ABATED: 12.24	6/04/09	

RECEIPT#	NAME	DIST	TAX BEFORE EX.	TAX AFTER EX.	PENALTY	COST	R-REAL TOTAL TAX	P-PER C-COM	DATE
98-103867	STATE FARM INSURANCE	110	96.78	85.08	12.76	19.00	116.84	P	6/29/07
	--CITY--		36.25	20.88	REVERSED:	6/04/09	ABATED:	6/04/09	
					3.13	.00	24.01		
98-103868	STATE FRM FIRE&CAS	110	43.82	38.52	5.78	19.00	63.30	P	6/29/07
	--CITY--		16.42	9.46	REVERSED:	6/04/09	ABATED:	6/04/09	
					1.42	.00	10.88		
98-103869	STATON	RICKY 200	15.81	14.49	2.17	19.00	35.66	P	6/29/07
					REVERSED:	6/04/09	ABATED:	6/04/09	
98-103870	STEADMAN	BOYD 310	33.38	30.07	4.51	19.00	53.58	P	6/29/07
					REVERSED:	6/04/09	ABATED:	6/04/09	
98-103871	STEDMAN	BOYD 310	26.70	24.05	3.61	19.00	46.66	P	6/29/07
					REVERSED:	6/04/09	ABATED:	6/04/09	
98-103878	STEPHENS	RICKY 100	215.74	190.36	28.55	19.00	237.91	P	6/29/07
					REVERSED:	6/04/09	ABATED:	6/04/09	
98-103881	STEVENS	W 100	45.02	39.72	5.96	19.00	64.68	P	6/29/07
					REVERSED:	6/04/09	ABATED:	6/04/09	
98-103882	STEVENS W B & C H	100	97.55	86.07	12.91	19.00	117.98	P	6/29/07
					REVERSED:	6/04/09	ABATED:	6/04/09	
98-103889	STEWART	JEFFR 500	16.65	15.33	2.30	19.00	36.63	P	6/29/07
					REVERSED:	6/04/09	ABATED:	6/04/09	
98-103898	STIMIS	HOWAR 110	16.43	14.44	2.17	19.00	35.61	P	6/29/07
					REVERSED:	6/04/09	ABATED:	6/04/09	
	--CITY--		6.16	3.55	.53	.00	4.08		
98-103900	STOCKER	SCOTT 130	13.55	12.01	1.80	19.00	32.81	P	6/29/07
					REVERSED:	6/04/09	ABATED:	6/04/09	
98-103937	STONE	RAY 510	15.87	14.55	2.18	19.00	35.73	P	6/29/07
					REVERSED:	6/04/09	ABATED:	6/04/09	
	--CITY--		3.32	.82	.12	.00	.94		
98-103940	STONE	WILLI 500	510.60	469.99	70.50	19.00	559.49	P	6/29/07
					REVERSED:	6/04/09	ABATED:	6/04/09	
98-103943	STONE BAINNEY RAY	510	42.32	38.79	5.82	19.00	63.61	P	6/29/07
					REVERSED:	6/04/09	ABATED:	6/04/09	
	--CITY--		8.85	2.18	.33	.00	2.51		
98-103944	STONE BAINNEY RAY	510	87.29	80.01	12.00	19.00	111.01	P	6/29/07
					REVERSED:	6/04/09	ABATED:	6/04/09	
	--CITY--		18.25	4.49	.67	.00	5.16		
98-103945	STONE BARRY DALE	310	26.70	24.05	3.61	19.00	46.66	P	6/29/07
					REVERSED:	6/04/09	ABATED:	6/04/09	
98-103985	STUCKEY	ROLAN 310	15.58	14.04	2.11	19.00	35.15	P	6/29/07
					REVERSED:	6/04/09	ABATED:	6/04/09	
98-103992	SUBER	WALTE 110	23.74	20.87	3.13	19.00	43.00	P	6/29/07
					REVERSED:	6/04/09	ABATED:	6/04/09	
	--CITY--		8.89	5.12	.77	.00	5.89		
98-104019	TANNER	ROLAN 200	60.61	55.53	8.33	19.00	82.86	P	6/29/07
					REVERSED:	6/04/09	ABATED:	6/04/09	
98-104023	TAPP	TERRE 130	15.49	13.73	2.06	19.00	34.79	P	6/29/07
					REVERSED:	6/04/09	ABATED:	6/04/09	

RECEIPT#	NAME	DIST	TAX BEFORE EX.	TAX AFTER EX.	PENALTY	COST	R-REAL TOTAL TAX	P-PER C-COM	DATE NB
98-104030	TATE	ROBER 130	331.06	293.32	44.00	19.00	356.32	P	6/29/07
					REVERSED:	6/04/09	ABATED:		6/04/09
98-104041	TAYLOR	GARRE 500	86.03	79.19	11.88	19.00	110.07	P	6/29/07
					REVERSED:	6/04/09	ABATED:		6/04/09
98-104049	TAYLOR	MARK 210	313.57	287.30	43.10	19.00	349.40	P	6/29/07
		--CITY--	104.01	53.67	8.05	.00	61.72		6/04/09
98-104050	TAYLOR	PARRI 100	39.40	34.76	5.21	19.00	58.97	P	6/29/07
					REVERSED:	6/04/09	ABATED:		6/04/09
98-104052	TAYLOR & GEOFFRAY	500	116.55	107.28	16.09	19.00	142.37	P	6/29/07
					REVERSED:	6/04/09	ABATED:		6/04/09
98-104066	TEMPLE E HOOD	110	14.61	12.85	1.93	19.00	33.78	P	6/29/07
		--CITY--	5.47	3.15	.47	.00	3.62		6/04/09
98-104072	THACKER	T 110	18.26	16.05	2.41	19.00	37.46	P	6/29/07
		--CITY--	6.84	3.94	.59	.00	4.53		6/04/09
98-104086	THOMAS	ROBER 110	40.17	35.31	5.30	19.00	59.61	P	6/29/07
		--CITY--	15.05	8.67	1.30	.00	9.97		6/04/09
98-104103	THOMPSON	MARC 100	15.01	13.25	1.99	19.00	34.24	P	6/29/07
					REVERSED:	6/04/09	ABATED:		6/04/09
98-104105	THOMPSON	MILTO 100	30.02	26.49	3.97	19.00	49.46	P	6/29/07
					REVERSED:	6/04/09	ABATED:		6/04/09
98-104107	THOMPSON	PRENT 130	19.36	17.15	2.57	19.00	38.72	P	6/29/07
					REVERSED:	6/04/09	ABATED:		6/04/09
98-104109	THOMPSON	RICKY 100	18.76	16.55	2.48	19.00	38.03	P	6/29/07
					REVERSED:	6/04/09	ABATED:		6/04/09
98-104115	THOMPSON	WILLI 130	21.30	18.87	2.83	19.00	40.70	P	6/29/07
					REVERSED:	6/04/09	ABATED:		6/04/09
98-104117	THOMPSON JR	DANIE 110	136.95	120.40	18.06	19.00	157.46	P	6/29/07
		--CITY--	51.30	29.55	4.43	.00	33.98		6/04/09
98-104128	THORNHILL	J 130	42.59	37.73	5.66	19.00	62.39	P	6/29/07
					REVERSED:	6/04/09	ABATED:		6/04/09
98-104138	THREADGILL	WM 130	63.89	56.61	8.49	19.00	84.10	P	6/29/07
					REVERSED:	6/04/09	ABATED:		6/04/09
98-104143	TILTON	DAVID 200	34.26	31.39	4.71	19.00	55.10	P	6/29/07
					REVERSED:	6/04/09	ABATED:		6/04/09
98-104146	TILTON	JOHN 320	147.24	131.35	19.70	19.00	170.05	P	6/29/07
		--CITY--	108.22	74.27	11.14	.00	85.41		6/04/09
98-104156	TINDALL III	R 100	15.01	13.25	1.99	19.00	34.24	P	6/29/07
					REVERSED:	6/04/09	ABATED:		6/04/09
98-104159	TINSLEY	ROXAN 110	32.87	28.90	4.34	19.00	52.24	P	6/29/07
		--CITY--	12.31	7.09	1.06	.00	8.15		6/04/09



RECEIPT#	NAME	DIST	TAX BEFORE EX.	TAX AFTER EX.	PENALTY	COST	R-REAL TOTAL TAX	P-PER C-COM	DATE
98-104172	TODD	STEPH 110	45.55	40.13	6.02 REVERSED:	19.00	65.15 ABATED:	P	6/29/07
		--CITY--	17.10	9.85	1.48	.00	11.33	6/04/09	
98-104175	TODD	WAYNE 130	15.49	13.73	2.06 REVERSED:	19.00	34.79 ABATED:	P	6/29/07
98-104189	TRUETT	BARBA 310	15.58	14.04	2.11 REVERSED:	19.00	35.15 ABATED:	P	6/29/07
98-104190	TRUETT	DAN 310	22.25	20.04	3.01 REVERSED:	19.00	42.05 ABATED:	P	6/29/07
98-104191	TRUETT	DAN 310	48.95	44.09	6.61 REVERSED:	19.00	59.70 ABATED:	P	6/29/07
98-104192	TRUETT	REBEC 310	75.65	68.15	10.22 REVERSED:	19.00	97.37 ABATED:	P	6/29/07
98-104229	TURNER	KYLE 100	43.15	38.07	5.71 REVERSED:	19.00	62.78 ABATED:	P	6/29/07
98-104241	TURNER	THOMA 130	23.23	20.58	3.09 REVERSED:	19.00	42.67 ABATED:	P	6/29/07
98-104242	TURNER	TIMOT 400	119.67	110.18	16.53 REVERSED:	19.00	145.71 ABATED:	P	6/29/07
98-104260	TYLER	D 310	35.60	32.07	4.81 REVERSED:	19.00	55.88 ABATED:	P	6/29/07
98-104278	VANAUSDOLL	HEATH 200	15.81	14.49	2.17 REVERSED:	19.00	35.66 ABATED:	P	6/29/07
98-104281	VAUGHN	LEE 110	42.00	36.92	5.54 REVERSED:	19.00	61.46 ABATED:	P	6/29/07
		--CITY--	15.73	9.06	1.36	.00	10.42	6/04/09	
98-104287	VAUSE	GERAL 100	16.88	14.89	2.23 REVERSED:	19.00	36.12 ABATED:	P	6/29/07
98-104297	VENABLE	WILLA 100	18.76	16.55	2.48 REVERSED:	19.00	38.03 ABATED:	P	6/29/07
98-104300	VENABLE JR	W 100	18.76	16.55	2.48 REVERSED:	19.00	38.03 ABATED:	P	6/29/07
98-104303	VIGNERY	SCOTT 100	30.02	26.49	3.97 REVERSED:	19.00	49.46 ABATED:	P	6/29/07
98-104322	WALL	ROBER 310	42.28	38.09	5.71 REVERSED:	19.00	62.80 ABATED:	P	6/29/07
98-104324	WALL	ROBER 130	13.55	12.01	1.80 REVERSED:	19.00	32.81 ABATED:	P	6/29/07
98-104325	WALL	SHUFO 100	13.13	11.59	1.74 REVERSED:	19.00	32.33 ABATED:	P	6/29/07
98-104379	WATSON	AUSTI 100	45.02	39.72	5.96 REVERSED:	19.00	64.68 ABATED:	P	6/29/07
98-104384	WATTS	CHARL 130	13.55	12.01	1.80 REVERSED:	19.00	32.81 ABATED:	P	6/29/07
98-104390	WAY	BRIAN 110	10.96	9.64	1.45 REVERSED:	19.00	30.09 ABATED:	P	6/29/07
		--CITY--	4.10	2.36	.35	.00	2.71	6/04/09	
98-104416	WEBSTER	J 110	16.43	14.44	2.17 REVERSED:	19.00	35.61 ABATED:	P	6/29/07
		--CITY--	6.16	3.55	.53	.00	4.08	6/04/09	

RECEIPT#	NAME	DIST	TAX BEFORE EX.	TAX AFTER EX.	PENALTY	COST	E-REAL TOTAL TAX	P-PER C-COM	DATE
98-104417	WEBSTER	J 110	16.43	14.44	2.17	19.00	35.61	P 6/04/09	6/29/07
		--CITY--	6.16	3.55	.53	.00	ABATED: 4.08		
98-104419	WEEKS	RICHA 100	37.52	33.11	4.97	19.00	57.08	P 6/04/09	6/29/07
98-104460	WHITE	HENRY 110	29.22	25.69	3.85	19.00	ABATED: 48.54	P 6/04/09	6/29/07
		--CITY--	10.94	6.30	.95	.00	ABATED: 7.25		
98-104461	WHITE	HENRY 100	16.88	14.89	2.23	19.00	36.12	P 6/04/09	6/29/07
98-104462	WHITE	HENRY 100	709.13	625.70	93.86	19.00	ABATED: 738.56	P 6/04/09	6/29/07
98-104464	WHITE	ROBBI 410	263.30	241.23	36.18	19.00	ABATED: 296.41	P 6/04/09	6/29/07
		--CITY--	90.00	38.97	5.85	.00	ABATED: 44.82		
98-104473	WHITLOCK JR	E 110	25.56	22.47	3.37	19.00	44.84	P 6/04/09	6/29/07
		--CITY--	9.58	5.52	.83	.00	ABATED: 6.35		
98-104476	WIGGINS	DONNA 100	37.52	33.11	4.97	19.00	57.08	P 6/04/09	6/29/07
98-104481	WILDER JR	JAMES 500	47.18	43.43	6.51	19.00	ABATED: 68.94	P 6/04/09	6/29/07
98-104496	WILLIAMS	DAVEL 100	18.76	16.55	2.48	19.00	ABATED: 38.03	P 6/04/09	6/29/07
98-104499	WILLIAMS	JOEL 500	122.10	112.39	16.86	19.00	ABATED: 148.25	P 6/04/09	6/29/07
98-104500	WILLIAMS	JOHN 100	76.92	67.87	10.18	19.00	ABATED: 97.05	P 6/04/09	6/29/07
98-104504	WILLIAMS	MARTI 100	18.76	16.55	2.48	19.00	ABATED: 38.03	P 6/04/09	6/29/07
98-104505	WILLIAMS	MAXIE 500	174.83	160.92	24.14	19.00	ABATED: 204.06	P 6/04/09	6/29/07
98-104521	WILLIAMSON SR	J 320	16.36	14.60	2.19	19.00	ABATED: 35.79	P 6/04/09	6/29/07
		--CITY--	12.02	8.25	1.24	.00	ABATED: 9.49		
98-104535	WILSON	JACKI 100	15.01	13.25	1.99	19.00	34.24	P 6/04/09	6/29/07
98-104541	WING	MIKE 100	16.88	14.89	2.23	19.00	ABATED: 36.12	P 6/04/09	6/29/07
98-104542	WING	T 100	31.89	28.14	4.22	19.00	ABATED: 51.36	P 6/04/09	6/29/07
98-104565	WOODELL	TOMMY 100	65.66	57.94	8.69	19.00	ABATED: 85.63	P 6/04/09	6/29/07
98-104580	WRIGHT III	TOM 110	109.56	96.32	14.45	19.00	ABATED: 129.77	P 6/04/09	6/29/07
		--CITY--	41.04	23.64	3.55	.00	ABATED: 27.19		
98-104604	YARBOROUGH CL & CL	120	31.89	28.14	4.22	19.00	51.36	P 6/04/09	6/29/07
		--CITY--	2.31	.00	.00	.00	ABATED: .00		

REAL, PERSONAL, & COMMERCIAL PROPERTY

NULLIBONAS REVERSED 5/21/09 - 2/03/10

RECEIPT#	NAME	DIST	TAX BEFORE EX.	TAX AFTER EX.	PENALTY	COST	R-REAL TOTAL TAX	P-PER C-COM	DATE
98-104606	YARBOROUGH JR	L 310	60.08	54.12	8.12	19.00	81.24	P	6/29/07
					REVERSED:	6/04/09	ABATED:	6/04/09	
98-104607	YARBOROUGH JR	L 310	35.60	32.07	4.81	19.00	55.88	P	6/29/07
					REVERSED:	6/04/09	ABATED:	6/04/09	
98-104608	YARBOROUGH JR	L 310	89.00	80.17	12.03	19.00	111.20	P	6/29/07
					REVERSED:	6/04/09	ABATED:	6/04/09	
98-104609	YARBOROUGH JR	T 110	16.43	14.44	2.17	19.00	35.61	P	6/29/07
	--CITY--		6.16	3.55	.53	.00	4.08	6/04/09	
98-104611	YARBOROUGH	BRIAN 100	16.88	14.89	2.23	19.00	36.12	P	6/29/07
					REVERSED:	6/04/09	ABATED:	6/04/09	
98-104624	YOUNG	JOHN 110	120.52	105.95	15.89	19.00	140.84	P	6/29/07
					REVERSED:	6/04/09	ABATED:	6/04/09	
98-104626	YOUNG	MIKAL 130	29.04	25.73	3.86	19.00	48.59	P	6/29/07
					REVERSED:	6/04/09	ABATED:	6/04/09	
98-104631	ZABAZSHAYA	N 130	56.14	49.74	7.46	19.00	76.20	P	6/29/07
					REVERSED:	6/04/09	ABATED:	6/04/09	
98-104751	CARROLL'S BUSINESS & TAX	410	6.32	5.79	.87	29.00	35.66	P	6/29/07
	--CITY--		2.16	.94	.14	.00	1.08	6/04/09	
98-104756	CENTER ONE CHILD DEVELOPM	110	56.61	49.77	7.47	29.00	86.24	P	6/29/07
	--CITY--		21.20	12.21	1.83	.00	14.04	6/04/09	
98-104824	DEMICHELE DOMENIC J MD PH	110	1,101.08	967.98	145.20	29.00	1,142.18	P	6/29/07
	--CITY--		412.45	237.58	35.64	.00	273.22	6/04/09	
98-104847	EAGLE LENDING SERVICES IN	320	143.35	127.88	19.18	29.00	176.06	P	6/29/07
	--CITY--		105.36	72.31	10.85	.00	83.16	6/04/09	
98-104961	H & H XRAY INC	100	7.88	6.95	1.04	29.00	36.99	P	6/29/07
					REVERSED:	6/04/09	ABATED:	6/04/09	
98-105047	JONES FREDERICK K ATTORNE	130	528.53	468.27	70.24	29.00	567.51	P	6/29/07
					REVERSED:	6/04/09	ABATED:	6/04/09	
98-105189	MOCK JAMES NELSON MD PA	110	5.48	4.82	.72	29.00	34.54	P	6/29/07
	--CITY--		2.05	1.18	.18	.00	1.36	6/04/09	
98-105514	WILSON DAY CARE	320	17.18	15.33	2.30	29.00	46.63	P	6/29/07
	--CITY--		12.63	8.67	1.30	.00	9.97	6/04/09	
98-105542	CHAVIS DENNIS C	130	584.67	518.01	77.70	29.00	624.71	P	6/29/07
					REVERSED:	6/04/09	ABATED:	6/04/09	
98-105543	DEMICHELE DOMENIC J	100	517.78	456.86	68.53	29.00	554.39	P	6/29/07
					REVERSED:	6/04/09	ABATED:	6/04/09	
98-105574	PINKSTON BRIAN D	100	542.16	478.37	71.76	29.00	579.13	P	6/29/07
					REVERSED:	6/04/09	ABATED:	6/04/09	

RECEIPT#	NAME	DIST	TAX BEFORE EX.	TAX AFTER EX.	PENALTY	COST	R-REAL TOTAL TAX	F-PER C-COM	DATE NB
98-105609	FLORENCE MEDICAL EXPRESS	110	120.52	105.95	15.89	29.00	150.84	P	6/29/07
	--CITY--		45.14	26.00	3.90	.00	ABATED: 29.90	6/04/09	
98-105654	FLORENCE RETIREMENT HOME	100	418.35	369.13	55.37	29.00	453.50	P	6/29/07
							ABATED: 51.15	6/04/09	
98-200009	A 1 TV AND SATELLITE INC	110	21.91	19.26	2.89	29.00	51.15	C	6/29/07
	--CITY--		8.21	4.73	.71	.00	ABATED: 5.44	6/04/09	
98-200043	ABU AITA AMNI WADIE	110	63.91	56.19	8.43	29.00	93.62	C	6/29/07
	--CITY--		23.94	13.79	2.07	.00	ABATED: 15.86	6/04/09	
98-200531	ALFORD CARL L	320	237.22	211.62	31.74	29.00	272.36	C	6/29/07
	--CITY--		174.35	119.66	17.95	.00	ABATED: 137.61	6/04/09	
98-200557	ALSTON MATTHEW JR	110	38.35	33.71	5.06	29.00	67.77	C	6/29/07
	--CITY--		14.36	8.27	1.24	.00	ABATED: 9.51	6/04/09	
98-200591	AMERICAS FOODS INC	100	596.57	526.38	78.96	29.00	634.34	C	6/29/07
							ABATED: 63.31	6/04/09	
98-200592	AMERICAS FOODS INC	380	4.19	3.75	.56	59.00	63.31	C	6/29/07
							ABATED: 32.81	6/04/09	
98-200593	AMERICAS FOODS INC	100	3.75	3.31	.50	29.00	32.81	C	6/29/07
							ABATED: 62.81	6/04/09	
98-200594	AMERICAS FOODS INC	100	3.75	3.31	.50	59.00	62.81	C	6/29/07
							ABATED: 32.81	6/04/09	
98-200595	AMERICAS FOODS INC	100	3.75	3.31	.50	29.00	32.81	C	6/29/07
							ABATED: 62.69	6/04/09	
98-200596	AMERICAS FOODS INC	110	3.65	3.21	.48	59.00	62.69	C	6/29/07
	--CITY--		1.37	.79	.12	.00	ABATED: .91	6/04/09	
98-200597	AMERICAS FOODS INC	130	7.74	6.86	1.03	59.00	66.89	C	6/29/07
							ABATED: 68.22	6/04/09	
98-200598	AMERICAS FOODS INC	310	8.90	8.02	1.20	59.00	68.22	C	6/29/07
							ABATED: 68.22	6/04/09	
98-200599	AMERICAS FOODS INC	310	8.90	8.02	1.20	59.00	68.22	C	6/29/07
							ABATED: 33.31	6/04/09	
98-200600	AMERICAS FOODS INC	380	4.19	3.75	.56	29.00	33.31	C	6/29/07
							ABATED: 64.90	6/04/09	
98-200601	AMERICAS FOODS INC	400	5.57	5.13	.77	59.00	64.90	C	6/29/07
							ABATED: 32.69	6/04/09	
98-200602	AMERICAS FOODS INC	110	3.65	3.21	.48	29.00	32.69	C	6/29/07
	--CITY--		1.37	.79	.12	.00	ABATED: .91	6/04/09	
98-200603	AMERICAS FOODS INC	110	7.30	6.42	.96	59.00	66.38	C	6/29/07
	--CITY--		2.74	1.58	.24	.00	ABATED: 1.82	6/04/09	

RECEIPT#	NAME	DIST	TAX BEFORE EX.	TAX AFTER EX.	PENALTY	COST	R-REAL TOTAL TAX	P-PER C-COM	DATE
98-200604	AMERICAS FOODS INC	110	7.30	6.42	.96	29.00	36.38	C	6/29/07
	--CITY--		2.74	1.58	.24	.00	ABATED: 1.82	6/04/09	
98-200605	AMERICAS FOODS INC	110	10.96	9.64	1.45	29.00	40.09	C	6/29/07
	--CITY--		4.10	2.36	.35	.00	ABATED: 2.71	6/04/09	
98-200606	AMERICAS FOODS INC	130	3.87	3.43	.51	59.00	62.94	C	6/29/07
98-200607	AMERICAS FOODS INC	110	3.65	3.21	.48	29.00	32.69	C	6/29/07
	--CITY--		1.37	.79	.12	.00	ABATED: .91	6/04/09	
98-200608	AMERICAS FOODS INC	400	5.57	5.13	.77	29.00	34.90	C	6/29/07
98-200609	AMERICAS FOODS INC	110	3.65	3.21	.48	59.00	62.69	C	6/29/07
	--CITY--		1.37	.79	.12	.00	ABATED: .91	6/04/09	
98-200610	AMERICAS FOODS INC	110	7.30	6.42	.96	59.00	66.38	C	6/29/07
	--CITY--		2.74	1.58	.24	.00	ABATED: 1.82	6/04/09	
98-200611	AMERICAS FOODS INC	100	3.75	3.31	.50	59.00	62.81	C	6/29/07
98-200612	AMERICAS FOODS INC	110	3.65	3.21	.48	29.00	32.69	C	6/29/07
	--CITY--		1.37	.79	.12	.00	ABATED: .91	6/04/09	
98-200613	AMERICAS FOODS INC	410	5.27	4.83	.72	29.00	34.55	C	6/29/07
	--CITY--		1.80	.78	.12	.00	ABATED: .90	6/04/09	
98-200614	AMERICAS FOODS INC	410	5.27	4.83	.72	59.00	64.55	C	6/29/07
	--CITY--		1.80	.78	.12	.00	ABATED: .90	6/04/09	
98-200615	AMERICAS FOODS INC	100	7.50	6.62	.99	59.00	66.61	C	6/29/07
98-200616	AMERICAS FOODS INC	100	3.75	3.31	.50	59.00	62.81	C	6/29/07
98-200617	AMERICAS FOODS INC	130	3.87	3.43	.51	59.00	62.94	C	6/29/07
98-200618	AMERICAS FOODS INC	110	3.65	3.21	.48	59.00	62.69	C	6/29/07
	--CITY--		1.37	.79	.12	.00	ABATED: .91	6/04/09	
98-200619	AMERICAS FOODS INC	110	3.65	3.21	.48	59.00	62.69	C	6/29/07
	--CITY--		1.37	.79	.12	.00	ABATED: .91	6/04/09	
98-200620	AMERICAS FOODS INC	110	3.65	3.21	.48	59.00	62.69	C	6/29/07
	--CITY--		1.37	.79	.12	.00	ABATED: .91	6/04/09	

RECEIPT#	NAME	DIST	TAX BEFORE EX.	TAX AFTER EX.	PENALTY	COST	R-REAL TOTAL TAX	P-PER C-COM	DATE NB
98-200621	AMERICAS FOODS INC	100	3.75	3.31	.50	59.00	62.81	C	6/29/07
					REVERSED:	6/04/09	ABATED:		
98-200622	AMERICAS FOODS INC	130	3.87	3.43	.51	29.00	32.94	C	6/29/07
					REVERSED:	6/04/09	ABATED:		
98-200623	AMERICAS FOODS INC	100	7.50	6.62	.99	29.00	36.61	C	6/29/07
					REVERSED:	6/04/09	ABATED:		
98-200624	AMERICAS FOODS INC	110	3.65	3.21	.48	59.00	62.69	C	6/29/07
					REVERSED:	6/04/09	ABATED:		
	--CITY--		1.37	.79	.12	.00	.91		
98-200625	AMERICAS FOODS INC	100	3.75	3.31	.50	59.00	62.81	C	6/29/07
					REVERSED:	6/04/09	ABATED:		
98-200626	AMERICAS FOODS INC	110	3.65	3.21	.48	29.00	32.69	C	6/29/07
					REVERSED:	6/04/09	ABATED:		
	--CITY--		1.37	.79	.12	.00	.91		
98-200627	AMERICAS FOODS INC	400	5.57	5.13	.77	59.00	64.90	C	6/29/07
					REVERSED:	6/04/09	ABATED:		
98-200628	AMERICAS FOODS INC	110	7.30	6.42	.96	29.00	36.38	C	6/29/07
					REVERSED:	6/04/09	ABATED:		
	--CITY--		2.74	1.58	.24	.00	1.82		
98-200629	AMERICAS FOODS INC	110	3.65	3.21	.48	29.00	32.69	C	6/29/07
					REVERSED:	6/04/09	ABATED:		
	--CITY--		1.37	.79	.12	.00	.91		
98-200630	AMERICAS FOODS INC	100	7.50	6.62	.99	29.00	36.61	C	6/29/07
					REVERSED:	6/04/09	ABATED:		
98-200631	AMERICAS FOODS INC	130	3.87	3.43	.51	59.00	62.94	C	6/29/07
					REVERSED:	6/04/09	ABATED:		
98-200632	AMERICAS FOODS INC	110	7.30	6.42	.96	29.00	36.38	C	6/29/07
					REVERSED:	6/04/09	ABATED:		
	--CITY--		2.74	1.58	.24	.00	1.82		
98-200633	AMERICAS FOODS INC	400	5.57	5.13	.77	29.00	34.90	C	6/29/07
					REVERSED:	6/04/09	ABATED:		
98-200634	AMERICAS FOODS INC	100	3.75	3.31	.50	29.00	32.81	C	6/29/07
					REVERSED:	6/04/09	ABATED:		
98-200635	AMERICAS FOODS INC	100	3.75	3.31	.50	59.00	62.81	C	6/29/07
					REVERSED:	6/04/09	ABATED:		
98-200636	AMERICAS FOODS INC	110	7.30	6.42	.96	29.00	36.38	C	6/29/07
					REVERSED:	6/04/09	ABATED:		
	--CITY--		2.74	1.58	.24	.00	1.82		
98-200637	AMERICAS FOODS INC	100	3.75	3.31	.50	59.00	62.81	C	6/29/07
					REVERSED:	6/04/09	ABATED:		
98-200638	AMERICAS FOODS INC	400	5.57	5.13	.77	29.00	34.90	C	6/29/07
					REVERSED:	6/04/09	ABATED:		
98-200639	AMERICAS FOODS INC	130	3.87	3.43	.51	59.00	62.94	C	6/29/07
					REVERSED:	6/04/09	ABATED:		
98-200640	AMERICAS FOODS INC	130	3.87	3.43	.51	29.00	32.94	C	6/29/07
					REVERSED:	6/04/09	ABATED:		
98-200641	AMERICAS FOODS INC	100	3.75	3.31	.50	29.00	32.81	C	6/29/07
					REVERSED:	6/04/09	ABATED:		

RECEIPT#	NAME	DIST	TAX BEFORE EX.	TAX AFTER EX.	PENALTY	COST	R-REAL TOTAL TAX	P-PER C-COM	DATE NB
98-200642	AMERICAS FOODS INC	400	5.57	5.13	.77	29.00	34.90	C	6/29/07
					REVERSED:	6/04/09	ABATED:	6/04/09	
98-200643	AMERICAS FOODS INC	110	3.65	3.21	.48	29.00	32.69	C	6/29/07
		--CITY--	1.37	.79	.12	.00	ABATED:	6/04/09	
98-200644	AMERICAS FOODS INC	110	3.65	3.21	.48	29.00	32.69	C	6/29/07
		--CITY--	1.37	.79	.12	.00	ABATED:	6/04/09	
98-200645	AMERICAS FOODS INC	130	7.74	6.86	1.03	29.00	36.89	C	6/29/07
					REVERSED:	6/04/09	ABATED:	6/04/09	
98-200646	AMERICAS FOODS INC	200	5.27	4.83	.72	29.00	34.55	C	6/29/07
					REVERSED:	6/04/09	ABATED:	6/04/09	
98-200647	AMERICAS FOODS INC	210	10.54	9.66	1.45	29.00	40.11	C	6/29/07
		--CITY--	3.50	1.81	.27	.00	ABATED:	6/04/09	
98-200648	AMERICAS FOODS INC	410	5.27	4.83	.72	29.00	34.55	C	6/29/07
		--CITY--	1.80	.78	.12	.00	ABATED:	6/04/09	
98-200649	AMERICAS FOODS INC	110	3.65	3.21	.48	59.00	62.69	C	6/29/07
		--CITY--	1.37	.79	.12	.00	ABATED:	6/04/09	
98-200650	AMERICAS FOODS INC	210	5.27	4.83	.72	29.00	34.55	C	6/29/07
		--CITY--	1.75	.91	.14	.00	ABATED:	6/04/09	
98-200651	AMERICAS FOODS INC	110	3.65	3.21	.48	29.00	32.69	C	6/29/07
		--CITY--	1.37	.79	.12	.00	ABATED:	6/04/09	
98-200652	AMERICAS FOODS INC	210	10.54	9.66	1.45	59.00	70.11	C	6/29/07
		--CITY--	3.50	1.81	.27	.00	ABATED:	6/04/09	
98-200653	AMERICAS FOODS INC	110	3.65	3.21	.48	59.00	62.69	C	6/29/07
		--CITY--	1.37	.79	.12	.00	ABATED:	6/04/09	
98-200654	AMERICAS FOODS INC	110	3.65	3.21	.48	29.00	32.69	C	6/29/07
		--CITY--	1.37	.79	.12	.00	ABATED:	6/04/09	
98-200655	AMERICAS FOODS INC	410	5.27	4.83	.72	29.00	34.55	C	6/29/07
		--CITY--	1.80	.78	.12	.00	ABATED:	6/04/09	
98-200656	AMERICAS FOODS INC	100	3.75	3.31	.50	59.00	62.81	C	6/29/07
					REVERSED:	6/04/09	ABATED:	6/04/09	
98-200657	AMERICAS FOODS INC	100	3.75	3.31	.50	59.00	62.81	C	6/29/07
					REVERSED:	6/04/09	ABATED:	6/04/09	

RECEIPT#	NAME	DIST	TAX BEFORE EX.	TAX AFTER EX.	PENALTY	COST	R-REAL TOTAL TAX	P-PER C-COM	DATE NB
98-200658	AMERICAS FOODS INC	110	3.65	3.21	.48	59.00	62.69	C	6/29/07
	--CITY--		1.37	.79	.12	.00	ABATED: .91	6/04/09	
98-200659	AMERICAS FOODS INC	210	5.27	4.83	.72	59.00	64.55	C	6/29/07
	--CITY--		1.75	.91	.14	.00	ABATED: 1.05	6/04/09	
98-200660	AMERICAS FOODS INC	100	3.75	3.31	.50	59.00	62.81	C	6/29/07
98-200661	AMERICAS FOODS INC	110	3.65	3.21	.48	59.00	62.69	C	6/29/07
	--CITY--		1.37	.79	.12	.00	ABATED: .91	6/04/09	
98-200662	AMERICAS FOODS INC	100	3.75	3.31	.50	59.00	62.81	C	6/29/07
98-200663	AMERICAS FOODS INC	100	3.75	3.31	.50	59.00	62.81	C	6/29/07
98-200664	AMERICAS FOODS INC	100	3.75	3.31	.50	59.00	62.81	C	6/29/07
98-200665	AMERICAS FOODS INC	110	3.65	3.21	.48	29.00	32.69	C	6/29/07
	--CITY--		1.37	.79	.12	.00	ABATED: .91	6/04/09	
98-200666	AMERICAS FOODS INC	400	5.57	5.13	.77	59.00	64.90	C	6/29/07
98-200667	AMERICAS FOODS INC	100	3.75	3.31	.50	59.00	62.81	C	6/29/07
98-200668	AMERICAS FOODS INC	110	3.65	3.21	.48	59.00	62.69	C	6/29/07
	--CITY--		1.37	.79	.12	.00	ABATED: .91	6/04/09	
98-200669	AMERICAS FOODS INC	100	3.75	3.31	.50	29.00	32.81	C	6/29/07
98-200670	AMERICAS FOODS INC	110	3.65	3.21	.48	29.00	32.69	C	6/29/07
	--CITY--		1.37	.79	.12	.00	ABATED: .91	6/04/09	
98-200671	AMERICAS FOODS INC	100	3.75	3.31	.50	29.00	32.81	C	6/29/07
98-200672	AMERICAS FOODS INC	110	3.65	3.21	.48	59.00	62.69	C	6/29/07
	--CITY--		1.37	.79	.12	.00	ABATED: .91	6/04/09	
98-200673	AMERICAS FOODS INC	100	13.13	11.59	1.74	59.00	72.33	C	6/29/07
98-200674	AMERICAS FOODS INC	100	3.75	3.31	.50	59.00	62.81	C	6/29/07
98-200675	AMERICAS FOODS INC	110	3.65	3.21	.48	59.00	62.69	C	6/29/07
	--CITY--		1.37	.79	.12	.00	ABATED: .91	6/04/09	
98-200676	AMERICAS FOODS INC	110	3.65	3.21	.48	59.00	62.69	C	6/29/07
	--CITY--		1.37	.79	.12	.00	ABATED: .91	6/04/09	



RECEIPT#	NAME	DIST	TAX BEFORE EX.	TAX AFTER EX.	PENALTY	COST	R-REAL TOTAL TAX	P-PER C-COM	DATE
98-200677	AMERICAS FOODS INC	100	3.75	3.31	REVERSED: .50	59.00	62.81	C	6/29/07
					ABATED:		ABATED:	6/04/09	6/29/07
98-200678	AMERICAS FOODS INC	100	3.75	3.31	REVERSED: .50	59.00	62.81	C	6/29/07
					ABATED:		ABATED:	6/04/09	6/29/07
98-200679	AMERICAS FOODS INC	200	5.27	4.83	REVERSED: .72	59.00	64.55	C	6/29/07
					ABATED:		ABATED:	6/04/09	6/29/07
98-200680	AMERICAS FOODS INC	130	3.87	3.43	REVERSED: .51	59.00	62.94	C	6/29/07
					ABATED:		ABATED:	6/04/09	6/29/07
98-200681	AMERICAS FOODS INC	130	3.87	3.43	REVERSED: .51	29.00	32.94	C	6/29/07
					ABATED:		ABATED:	6/04/09	6/29/07
98-200682	AMERICAS FOODS INC	400	5.57	5.13	REVERSED: .77	29.00	34.90	C	6/29/07
					ABATED:		ABATED:	6/04/09	6/29/07
98-200683	AMERICAS FOODS INC	200	5.27	4.83	REVERSED: .72	59.00	64.55	C	6/29/07
					ABATED:		ABATED:	6/04/09	6/29/07
98-200684	AMERICAS FOODS INC	120	3.75	3.31	REVERSED: .50	59.00	62.81	C	6/29/07
					ABATED:		ABATED:	6/04/09	6/29/07
	--CITY--		.27	.00	.00	.00	.00		
98-200685	AMERICAS FOODS INC	100	3.75	3.31	REVERSED: .50	59.00	62.81	C	6/29/07
					ABATED:		ABATED:	6/04/09	6/29/07
98-200686	AMERICAS FOODS INC	110	3.65	3.21	REVERSED: .48	59.00	62.69	C	6/29/07
					ABATED:		ABATED:	6/04/09	6/29/07
	--CITY--		1.37	.79	.12	.00	.91		
98-200687	AMERICAS FOODS INC	130	3.87	3.43	REVERSED: .51	29.00	32.94	C	6/29/07
					ABATED:		ABATED:	6/04/09	6/29/07
98-200688	AMERICAS FOODS INC	100	7.50	6.62	REVERSED: .99	59.00	66.61	C	6/29/07
					ABATED:		ABATED:	6/04/09	6/29/07
98-200689	AMERICAS FOODS INC	200	5.27	4.83	REVERSED: .72	59.00	64.55	C	6/29/07
					ABATED:		ABATED:	6/04/09	6/29/07
98-200690	AMERICAS FOODS INC	200	5.27	4.83	REVERSED: .72	29.00	34.55	C	6/29/07
					ABATED:		ABATED:	6/04/09	6/29/07
98-200691	AMERICAS FOODS INC	130	7.74	6.86	REVERSED: 1.03	59.00	66.89	C	6/29/07
					ABATED:		ABATED:	6/04/09	6/29/07
98-200692	AMERICAS FOODS INC	110	7.30	6.42	REVERSED: .96	29.00	36.38	C	6/29/07
					ABATED:		ABATED:	6/04/09	6/29/07
	--CITY--		2.74	1.58	.24	.00	1.82		
98-200693	AMERICAS FOODS INC	110	7.30	6.42	REVERSED: .96	59.00	66.38	C	6/29/07
					ABATED:		ABATED:	6/04/09	6/29/07
	--CITY--		2.74	1.58	.24	.00	1.82		
98-200694	AMERICAS FOODS INC	380	4.19	3.75	REVERSED: .56	29.00	33.31	C	6/29/07
					ABATED:		ABATED:	6/04/09	6/29/07
98-200695	AMERICAS FOODS INC	380	4.19	3.75	REVERSED: .56	59.00	63.31	C	6/29/07
					ABATED:		ABATED:	6/04/09	6/29/07
98-200696	AMERICAS FOODS INC	130	3.87	3.43	REVERSED: .51	59.00	62.94	C	6/29/07
					ABATED:		ABATED:	6/04/09	6/29/07
98-200697	AMERICAS FOODS INC	400	5.57	5.13	REVERSED: .77	29.00	34.90	C	6/29/07
					ABATED:		ABATED:	6/04/09	6/29/07
98-200698	AMERICAS FOODS INC	380	4.19	3.75	REVERSED: .56	59.00	63.31	C	6/29/07
					ABATED:		ABATED:	6/04/09	6/29/07
98-200699	AMERICAS FOODS INC	330	4.09	3.65	REVERSED: .55	59.00	63.20	C	6/29/07
					ABATED:		ABATED:	6/04/09	6/29/07
	--CITY--		1.20	.45	.07	.00	.52		

RECEIPT#	NAME	DIST	TAX BEFORE EX.	TAX AFTER EX.	PENALTY	COST	R-REAL TOTAL TAX	P-PER C-COM	DATE
98-200713	AMERSON CHRISTOPHER J	100	596.57	526.38	78.96	29.00	634.34	C	6/29/07
					REVERSED:		ABATED:		
98-200944	B R ODOM INC	110	58.43	51.37	7.71	29.00	88.08	C	6/29/07
	--CITY--		21.89	12.61	1.89	.00	ABATED:		
98-200955	BAKER CHARLES E	110	47.48	41.74	6.26	29.00	77.00	C	6/29/07
	--CITY--		17.78	10.24	1.54	.00	ABATED:		
98-200982	BARTON GREGORY L	100	377.08	332.72	49.91	29.00	411.63	C	6/29/07
98-201347	BETTY COMPTON MITCHELL	100	41.27	36.41	5.46	29.00	70.87	C	6/29/07
98-201352	BIG ERECTORS INC	110	177.12	155.71	23.36	29.00	208.07	C	6/29/07
	--CITY--		66.35	38.22	5.73	.00	ABATED:		
98-201412	BRASINGTON TILE COMPANY	100	234.50	206.91	31.04	29.00	266.95	C	6/29/07
98-201413	BRAXTON FREDDIE L	110	580.67	510.48	76.57	29.00	616.05	C	6/29/07
	--CITY--		217.51	125.29	18.79	.00	ABATED:		
98-201423	BRITTON HARRY LEE	500	47.18	43.43	6.51	29.00	78.94	C	6/29/07
98-201464	BURGESS ROSA ANN	320	6.14	5.48	.82	29.00	35.30	C	6/29/07
	--CITY--		4.51	3.10	.47	.00	ABATED:		
98-201521	CAREER DIMENSIONS INC	110	58.43	51.37	7.71	29.00	88.08	C	6/29/07
	--CITY--		21.89	12.61	1.89	.00	ABATED:		
98-201600	CAVE & CO INC THE	110	113.21	99.53	14.93	29.00	143.46	C	6/29/07
	--CITY--		42.41	24.43	3.66	.00	ABATED:		
98-201613	CENTRAL OIL & SUPPLY CO	110	272.07	239.18	35.88	29.00	304.06	C	6/29/07
	--CITY--		101.92	58.71	8.81	.00	ABATED:		
98-201685	CHINA SLIMWAY TEA INC	110	2,054.25	1,805.94	270.89	29.00	2,105.83	C	6/29/07
	--CITY--		769.50	443.25	66.49	.00	ABATED:		
98-201710	CLAIR ENTERPRISES INC	110	580.67	510.48	76.57	29.00	616.05	C	6/29/07
	--CITY--		217.51	125.29	18.79	.00	ABATED:		
98-201790	COLLINS MISON CHOE	110	140.60	123.61	18.54	29.00	171.15	C	6/29/07
	--CITY--		52.67	30.34	4.55	.00	ABATED:		

RECEIPT#	NAME	DIST	TAX BEFORE EX.	TAX AFTER EX.	PENALTY	COST	R-REAL TOTAL TAX	P-PER C-COM	DATE
98-201829	COLONIAL PACIFIC LEASING	130	71.63	63.47	9.52	29.00	101.99	C	6/29/07
					REVERSED:	6/04/09	ABATED:	6/04/09	6/29/07
98-201881	COMMUNITY COMMUNICATIONS	320	541.93	483.44	72.52	29.00	584.96	C	6/29/07
	--CITY--		398.30	273.36	41.00	.00	314.36	6/04/09	
98-201885	COMPUTER AIDED DRAFTING	110	29.22	25.69	3.85	29.00	58.54	C	6/29/07
	--CITY--		10.94	6.30	.95	.00	ABATED:	6/04/09	
98-201893	CONNECTION INC OF FLORENC	110	38.35	33.71	5.06	29.00	67.77	C	6/29/07
	--CITY--		14.36	8.27	1.24	.00	ABATED:	6/04/09	
98-201913	COOPER ANGELINA G	510	841.11	770.92	115.64	29.00	915.56	C	6/29/07
	--CITY--		175.85	43.17	6.48	.00	ABATED:	6/04/09	
98-201917	COOPER LESTER	100	33.77	29.80	4.47	29.00	63.27	C	6/29/07
98-201969	CRAIG JOE B	110	3.65	3.21	.48	29.00	32.69	C	6/29/07
	--CITY--		1.37	.79	.12	.00	ABATED:	6/04/09	
98-202021	DAGGETT WILLANDER B	110	18.26	16.05	2.41	29.00	47.46	C	6/29/07
	--CITY--		6.84	3.94	.59	.00	ABATED:	6/04/09	
98-202037	DARK SIDE TANNING SALON	100	242.00	213.53	32.03	29.00	274.56	C	6/29/07
98-202050	DATRONIC EQUIPMENT INCOM	100	362.07	319.47	47.92	29.00	396.39	C	6/29/07
98-202053	DAVIS CAROLYN	510	39.68	36.37	5.46	29.00	70.83	C	6/29/07
	--CITY--		8.30	2.04	.31	.00	ABATED:	6/04/09	
98-202121	DIXON HALLIE J	410	10.53	9.65	1.45	29.00	40.10	C	6/29/07
	--CITY--		3.60	1.56	.23	.00	ABATED:	6/04/09	
98-202153	DRAKE CAPITAL CORPORATIO	110	580.67	510.48	76.57	29.00	616.05	C	6/29/07
	--CITY--		217.51	125.29	18.79	.00	ABATED:	6/04/09	
98-202156	DRIGGERS SIAH M	100	178.22	157.25	23.59	29.00	209.84	C	6/29/07
98-202178	EAST MAIN DRIVE IN THEAT	320	650.31	580.12	87.02	29.00	696.14	C	6/29/07
	--CITY--		477.95	328.02	49.20	.00	ABATED:	6/04/09	
98-202255	ELBEAU PRODUCTIONS LTD	110	38.35	33.71	5.06	29.00	67.77	C	6/29/07
	--CITY--		14.36	8.27	1.24	.00	ABATED:	6/04/09	

RECEIPT#	NAME	DIST	TAX BEFORE EX.	TAX AFTER EX.	PENALTY	COST	R-REAL TOTAL TAX	P-FER C-COM	DATE
98-202279	ELLSWORTH GEROLD A SR	410	5.27	4.83	.72	29.00	34.55	C	6/29/07
	--CITY--		1.80	.78	.12	.00	ABATED: .90	6/04/09	
98-202342	FIDUCIARY LEASCO INC	110	78.52	69.03	10.35	29.00	108.38	C	6/29/07
	--CITY--		29.41	16.94	2.54	.00	ABATED: 19.48	6/04/09	
98-202343	FIDUCIARY LEASCO INC	110	67.56	59.40	8.91	29.00	97.31	C	6/29/07
	--CITY--		25.31	14.58	2.19	.00	ABATED: 16.77	6/04/09	
98-202344	FIDUCIARY LEASCO INC	110	71.21	62.60	9.39	29.00	100.99	C	6/29/07
	--CITY--		26.68	15.37	2.31	.00	ABATED: 17.68	6/04/09	
98-202365	FIVE POINTS PARTS INC	320	22.50	20.07	3.01	29.00	52.08	C	6/29/07
	--CITY--		16.53	11.35	1.70	.00	ABATED: 13.05	6/04/09	
98-202422	FLOWERS GARY	110	58.43	51.37	7.71	29.00	88.08	C	6/29/07
	--CITY--		21.89	12.61	1.89	.00	ABATED: 14.50	6/04/09	
98-202455	FORREST FINANCIAL INC	510	66.13	60.61	9.09	29.00	98.70	C	6/29/07
	--CITY--		13.83	3.40	.51	.00	ABATED: 3.91	6/04/09	
98-202461	FOUR BROTHERS INC THE	110	1,900.87	1,671.10	250.67	29.00	1,950.77	C	6/29/07
	--CITY--		712.04	410.15	61.52	.00	ABATED: 471.67	6/04/09	
98-202481	FULLER FRED	310	1,139.20	1,026.19	153.93	29.00	1,209.12	C	6/29/07
	G & W BUILDERS OF FLOREN	110	242.86	213.51	32.03	29.00	274.54	C	6/29/07
	--CITY--		90.97	52.40	7.86	.00	ABATED: 60.26	6/04/09	
98-202503	GAINNEY BRUCE D	110	345.11	303.39	45.51	29.00	377.90	C	6/29/07
	--CITY--		129.28	74.47	11.17	.00	ABATED: 85.64	6/04/09	
98-202605	GLOBAL CELLULAR NETWORK	110	155.21	136.45	20.47	29.00	185.92	C	6/29/07
	--CITY--		58.14	33.49	5.02	.00	ABATED: 38.51	6/04/09	
98-202606	GLOBAL TRAVEL AGENCY INC	110	858.22	754.48	113.17	29.00	896.65	C	6/29/07
	--CITY--		321.48	185.18	27.78	.00	ABATED: 212.96	6/04/09	
98-202654	GRAYSON LEE MEYER	130	743.42	658.66	98.80	29.00	786.46	C	6/29/07
	GUTIERREZ JUDY A	100	101.30	89.38	13.41	29.00	131.79	C	6/29/07
	--CITY--						ABATED: 13.41	6/04/09	
	--CITY--						REVERSED: 6/04/09		

RECEIPT#	NAME	DIST	TAX BEFORE EX.	TAX AFTER EX.	PENALTY	COST	R-REAL TOTAL TAX	P-PER C-COM	DATE
98-202728	HAM FRED A	410	184.31	168.86	25.33	29.00	223.19	C	6/29/07
	--CITY--		63.00	27.28	4.09	.00	ABATED: 31.37	6/04/09	
98-202733	HAM WANDA M	410	102.69	94.08	14.11	29.00	137.19	C	6/29/07
	--CITY--		35.10	15.20	2.28	.00	ABATED: 17.48	6/04/09	
98-202790	HATTIE W CREWS	110	47.48	41.74	6.26	29.00	77.00	C	6/29/07
	--CITY--		17.78	10.24	1.54	.00	ABATED: 11.78	6/04/09	
98-202805	HEARL CORPORATION	500	341.33	314.18	47.13	29.00	390.31	C	6/29/07
	--CITY--		24.48	22.05	3.31	.00	ABATED: 54.36	6/04/09	
98-202813	HENRY VALLEY M	310	24.48	22.05	3.31	29.00	54.36	C	6/29/07
	--CITY--		157.04	138.06	20.71	.00	ABATED: 187.77	6/04/09	
98-202844	HERRING APPLIANCE CO INC	110	157.04	138.06	20.71	29.00	187.77	C	6/29/07
	--CITY--		58.82	33.88	5.08	.00	ABATED: 38.96	6/04/09	
98-202887	HOLLOMAN CUSTOM CABINET	130	42.59	37.73	5.66	29.00	72.39	C	6/29/07
	--CITY--		148.20	130.76	19.61	.00	ABATED: 179.37	6/04/09	
98-202889	HOLMES ASSOC INC OF FLOR	100	148.20	130.76	19.61	29.00	179.37	C	6/29/07
	--CITY--		279.38	245.61	36.84	.00	ABATED: 311.45	6/04/09	
98-202915	HSBC BUSINESS LOANS INC	110	279.38	245.61	36.84	29.00	311.45	C	6/29/07
	--CITY--		104.65	60.28	9.04	.00	ABATED: 69.32	6/04/09	
98-202933	HUMPHREY GEORGE	400	83.49	76.87	11.53	29.00	117.40	C	6/29/07
	--CITY--		16.43	14.44	2.17	.00	ABATED: 45.61	6/04/09	
98-202975	IBM CREDIT CORPORATION	110	16.43	14.44	2.17	29.00	45.61	C	6/29/07
	--CITY--		6.16	3.55	.53	.00	ABATED: 4.08	6/04/09	
98-202976	IBM CREDIT CORPORATION	110	188.08	165.35	24.80	29.00	219.15	C	6/29/07
	--CITY--		70.45	40.58	6.09	.00	ABATED: 46.67	6/04/09	
98-202977	IBM CREDIT CORPORATION	100	617.20	544.58	81.69	29.00	655.27	C	6/29/07
	--CITY--		397.71	350.92	52.64	.00	ABATED: 432.56	6/04/09	
98-202978	IBM CREDIT CORPORATION	100	397.71	350.92	52.64	29.00	432.56	C	6/29/07
	--CITY--		456.50	401.32	60.20	.00	ABATED: 490.52	6/04/09	
98-202980	IBM CREDIT CORPORATION	110	456.50	401.32	60.20	29.00	490.52	C	6/29/07
	--CITY--		171.00	98.50	14.78	.00	ABATED: 113.28	6/04/09	
98-202983	IBM CREDIT CORPORATION	110	14.61	12.85	1.93	29.00	43.78	C	6/29/07
	--CITY--		5.47	3.15	.47	.00	ABATED: 3.62	6/04/09	
98-202984	IBM CREDIT CORPORATION	110	52.95	46.55	6.98	29.00	82.53	C	6/29/07
	--CITY--		19.84	11.43	1.71	.00	ABATED: 13.14	6/04/09	

RECEIPT#	NAME	DIST	TAX BEFORE EX.	TAX AFTER EX.	PENALTY	COST	R-REAL TOTAL TAX	P-PER C-COM	DATE NB
98-202986	IBM CREDIT CORPORATION	100	99.43	87.73	13.16	29.00	129.89	C	6/29/07
					REVERSED:	6/04/09	ABATED:		
98-202991	IBM CREDIT CORPORATION	100	238.25	210.22	31.53	29.00	270.75	C	6/29/07
					REVERSED:	6/04/09	ABATED:		
98-202992	IBM CREDIT CORPORATION	110	3.65	3.21	.48	29.00	32.69	C	6/29/07
	--CITY--		1.37	.79	.12	.00	ABATED:	6/04/09	
98-202994	IBM CREDIT CORPORATION	100	103.18	91.04	13.66	29.00	133.70	C	6/29/07
					REVERSED:	6/04/09	ABATED:		
98-202996	IBM CREDIT CORPORATION	110	7.30	6.42	.96	29.00	36.38	C	6/29/07
	--CITY--		2.74	1.58	.24	.00	ABATED:	6/04/09	
98-203004	IBM CREDIT CORPORATION	110	648.23	569.87	85.48	29.00	684.35	C	6/29/07
	--CITY--		242.82	139.87	20.98	.00	ABATED:	6/04/09	
98-203040	IBM CREDIT CORPORATION	110	54.78	48.16	7.22	29.00	84.38	C	6/29/07
	--CITY--		20.52	11.82	1.77	.00	ABATED:	6/04/09	
98-203169	J & J TRANSFORMATION SER	100	26.26	23.17	3.48	29.00	55.65	C	6/29/07
					REVERSED:	6/04/09	ABATED:		
98-203170	J & J TRANSFORMATION SER	100	18.76	16.55	2.48	29.00	48.03	C	6/29/07
					REVERSED:	6/04/09	ABATED:		
98-203246	JOHNSON LARRY A	110	54.78	48.16	7.22	29.00	84.38	C	6/29/07
	--CITY--		20.52	11.82	1.77	.00	ABATED:	6/04/09	
98-203279	JOSE JOSE INC	100	234.50	206.91	31.04	29.00	266.95	C	6/29/07
					REVERSED:	6/04/09	ABATED:		
98-203319	KEMMERLIN KENNY	100	857.33	756.46	113.47	29.00	898.93	C	6/29/07
					REVERSED:	6/04/09	ABATED:		
98-203322	KENNEDY CHARLES	100	596.57	526.38	78.96	29.00	634.34	C	6/29/07
					REVERSED:	6/04/09	ABATED:		
98-203334	KHAN HETTIE S	100	596.57	526.38	78.96	29.00	634.34	C	6/29/07
					REVERSED:	6/04/09	ABATED:		
98-203378	L L SMITH & SON INC	410	1,856.27	1,700.65	255.10	29.00	1,984.76	C	6/29/07
	--CITY--		634.50	274.68	41.20	.00	ABATED:	6/04/09	
98-203387	LAKE CITY TIRE & AUTO RE	320	650.31	580.12	87.02	29.00	696.14	C	6/29/07
	--CITY--		477.95	328.02	49.20	.00	ABATED:	6/04/09	
98-203408	LANDCO INC	100	1,101.21	971.65	145.75	29.00	1,146.40	C	6/29/07
					REVERSED:	6/04/09	ABATED:		
98-203417	LANGSTON GARY W	100	596.57	526.38	78.96	29.00	634.34	C	6/29/07
					REVERSED:	6/04/09	ABATED:		
98-203441	LAWHON WOODROW D JR	330	63.40	56.56	8.48	29.00	94.04	C	6/29/07
	--CITY--		18.60	6.91	1.04	.00	ABATED:	6/04/09	

RECEIPT#	NAME	DIST	TAX BEFORE EX.	TAX AFTER EX.	PENALTY	COST	R-REAL TOTAL TAX	P-PER C-COM	DATE NB
98-203530	LEE LORIE W III	110	107.73	94.71	14.21	29.00	137.92	C	6/29/07
	--CITY--		40.36	23.25	3.49	.00	ABATED: 26.74	6/04/09	
98-203539	LEEDS BUILDING PRODUCTS	100	343.31	302.92	45.44	29.00	377.36	C	6/29/07
	--CITY--		3.75	3.31	REVERSED: .50	0.00	ABATED: 32.81	6/04/09	
98-203557	LEWIS VIVIAN	100	3.75	3.31	REVERSED: .50	29.00	32.81	C	6/29/07
	--CITY--		5.48	4.82	REVERSED: .72	0.00	ABATED: 34.54	6/04/09	
98-203560	LIONEL ISAAC	110	5.48	4.82	REVERSED: .72	29.00	34.54	C	6/29/07
	--CITY--		2.05	1.18	REVERSED: .18	.00	ABATED: 1.36	6/04/09	
98-203679	MARIANOS COSMAS	510	357.08	327.28	49.09	29.00	405.37	C	6/29/07
	--CITY--		74.66	18.33	REVERSED: 2.75	.00	ABATED: 21.08	6/04/09	
98-203699	MARY O RITA LEE	320	4.09	3.65	REVERSED: .55	59.00	63.20	C	6/29/07
	--CITY--		3.01	2.07	REVERSED: .31	.00	ABATED: 2.38	6/04/09	
98-203745	MCCLAINE LEROY	110	38.35	33.71	5.06	29.00	67.77	C	6/29/07
	--CITY--		14.36	8.27	REVERSED: 1.24	.00	ABATED: 9.51	6/04/09	
98-203747	MCCLAM LOUISE	320	22.50	20.07	3.01	29.00	52.08	C	6/29/07
	--CITY--		16.53	11.35	REVERSED: 1.70	.00	ABATED: 13.05	6/04/09	
98-203750	MCCRORY CORPORATION	110	169.82	149.29	22.39	29.00	200.68	C	6/29/07
	--CITY--		63.61	36.64	REVERSED: 5.50	.00	ABATED: 42.14	6/04/09	
98-203752	MCCUTCHEN MARY K	110	580.67	510.48	76.57	29.00	616.05	C	6/29/07
	--CITY--		217.51	125.29	REVERSED: 18.79	.00	ABATED: 144.08	6/04/09	
98-203768	MCFADDEN JOHNNY L	310	707.55	637.36	95.60	29.00	761.96	C	6/29/07
	--CITY--		650.31	580.12	REVERSED: 87.02	29.00	ABATED: 696.14	6/04/09	
98-203769	MCFADDEN WES	320	477.95	328.02	49.20	.00	696.14	C	6/29/07
	--CITY--		4.09	3.65	REVERSED: .55	29.00	ABATED: 377.22	6/04/09	
98-203787	MCKNIGHT MURIEL	320	4.09	3.65	REVERSED: .55	29.00	33.20	C	6/29/07
	--CITY--		3.01	2.07	REVERSED: .31	.00	ABATED: 2.38	6/04/09	
98-203790	MCLAUGHLIN JOHN W	110	14.61	12.85	1.93	29.00	43.78	C	6/29/07
	--CITY--		5.47	3.15	REVERSED: .47	.00	ABATED: 3.62	6/04/09	
98-203797	MC MILLIAN WILLIAM	110	701.18	616.42	92.46	29.00	737.88	C	6/29/07
	--CITY--		262.66	151.30	REVERSED: 22.70	.00	ABATED: 174.00	6/04/09	

RECEIPT#	NAME	DIST	TAX BEFORE EX.	TAX AFTER EX.	PENALTY	COST	R-REAL TOTAL TAX	P-PER C-COM	DATE NB
98-203808	MEGGS JOHN RICHARD	130	114.22	101.20	15.18 REVERSED:	29.00	145.38 ABATED:	C	6/29/07
98-203838	MICHAEL BRYCE PLUMBING &	110	252.94	231.16	34.67 REVERSED:	29.00	294.83 ABATED:	C	6/29/07
	--CITY--		98.50	56.74	8.51	.00	65.25		6/04/09
98-203910	MILLING LINDA M	110	122.34	107.55	15.13 REVERSED:	29.00	152.68 ABATED:	C	6/29/07
	--CITY--		45.83	25.40	3.96	.00	30.36		6/04/09
98-203912	MILTON L KIRVEN	110	52.95	46.55	6.98 REVERSED:	29.00	82.53 ABATED:	C	6/29/07
	--CITY--		19.84	11.43	1.71	.00	13.14		6/04/09
98-203916	MISS BONNIES DAY CARE CE	110	845.44	743.25	111.49 REVERSED:	29.00	883.74 ABATED:	C	6/29/07
	--CITY--		316.69	182.42	27.36	.00	209.78		6/04/09
98-203958	MORRISON SHAUN	130	615.65	545.46	81.82 REVERSED:	29.00	656.28 ABATED:	C	6/29/07
98-204012	NETTLES ENTERPRISES INC	100	146.33	129.11	19.37 REVERSED:	29.00	177.48 ABATED:	C	6/29/07
98-204015	NETTLES JOHNNY JR	130	3.87	3.43	.51 REVERSED:	29.00	32.94 ABATED:	C	6/29/07
98-204053	NORTHERN TERRITORIES INC	110	104.08	91.50	13.73 REVERSED:	29.00	134.23 ABATED:	C	6/29/07
	--CITY--		38.99	22.46	3.37	.00	25.83		6/04/09
98-204082	OATES JOHNNY D	100	202.61	178.77	26.82 REVERSED:	29.00	234.59 ABATED:	C	6/29/07
98-204124	ORMAN ENTERPRISES INC	100	377.08	332.72	49.91 REVERSED:	29.00	411.63 ABATED:	C	6/29/07
98-204138	PAGE STEEL SALES INC	110	659.19	579.51	86.93 REVERSED:	29.00	695.44 ABATED:	C	6/29/07
	--CITY--		246.92	142.23	21.33	.00	163.56		6/04/09
98-204149	PALMETTO LINEN SERVICES	110	1,113.86	979.22	146.88 REVERSED:	29.00	1,155.10 ABATED:	C	6/29/07
	--CITY--		417.24	240.34	36.05	.00	276.39		6/04/09
98-204155	PALMETTO STREET DISCOUNT	100	39.40	34.76	5.21 REVERSED:	29.00	68.97 ABATED:	C	6/29/07
98-204182	PARKER TRANSPORT INC	110	10.96	9.64	1.45 REVERSED:	29.00	40.09 ABATED:	C	6/29/07
	--CITY--		4.10	2.36	.35	.00	2.71		6/04/09
98-204187	PASCHAL TRACIE J	100	37.52	33.11	4.97 REVERSED:	29.00	67.08 ABATED:	C	6/29/07
98-204204	FDN INC	100	1,251.29	1,104.07	165.61 REVERSED:	29.00	1,298.68 ABATED:	C	6/29/07
98-204244	PEE DEE WHOLESALE FLORIS	100	4,798.81	4,234.20	635.13 REVERSED:	29.00	4,898.33 ABATED:	C	6/29/07
98-204248	PENA FERNANDO E	110	91.30	80.27	12.04 REVERSED:	29.00	121.31 ABATED:	C	6/29/07
	--CITY--		34.20	19.70	2.96	.00	22.66		6/04/09



RECEIPT#	NAME	DIST	TAX BEFORE EX.	TAX AFTER EX.	PENALTY	COST	R-REAL TOTAL TAX	P-PER C-COM	DATE
98-204275	PERDUE RAY	330	18.41	16.42	2.46	29.00	47.88	C	6/29/07
	--CITY--		5.40	2.01	REVERSED: .30	.00	ABATED: 2.31	6/04/09	
98-204287	PHILLIP DOWLING HOMES IN	100	7.50	6.62	REVERSED: .99	29.00	36.61	C	6/29/07
	PROFESSIONAL COMPUTER SE	100	18.76	16.55	REVERSED: 2.48	29.00	ABATED: 48.03	6/04/09	
98-204861	PROSSERS BARBQUE INC	500	424.58	390.81	REVERSED: 58.62	29.00	ABATED: 478.43	C	6/29/07
98-204869	QUALITY LIMO SERVICE INC	130	2,178.00	1,929.69	REVERSED: 283.45	29.00	ABATED: 2,248.14	6/04/09	
98-204973	RENAISSANCE ENTERTAINMEN	130	615.65	545.46	REVERSED: 81.82	29.00	ABATED: 656.28	C	6/29/07
98-205002	RESOURCE BANCSHARES CORP	110	195.38	171.76	REVERSED: 25.76	29.00	ABATED: 226.52	6/04/09	
	--CITY--		73.19	42.16	REVERSED: 6.32	.00	ABATED: 48.48	6/04/09	
98-205010	RESOURCE BANCSHARES CORP	110	100.43	88.29	REVERSED: 13.24	29.00	ABATED: 130.53	C	6/29/07
	--CITY--		37.62	21.67	REVERSED: 3.25	.00	ABATED: 24.92	6/04/09	
98-205083	ROBESON ALARM CO INC	100	15.01	13.25	REVERSED: 1.99	29.00	44.24	C	6/29/07
98-205084	ROBINSON & WILSON BARBER	320	14.32	12.78	REVERSED: 1.92	29.00	ABATED: 43.70	6/04/09	
	--CITY--		10.52	7.22	REVERSED: 1.08	.00	ABATED: 8.30	6/04/09	
98-205143	S P TRUCKING INC	350	130.88	116.75	REVERSED: 17.51	29.00	163.26	C	6/29/07
	SANDERS ELIZABETH	110	36.52	32.11	REVERSED: 4.82	29.00	ABATED: 65.93	6/04/09	
	--CITY--		13.68	7.88	REVERSED: 1.18	.00	ABATED: 9.06	6/04/09	
98-205235	SANWA LEASING CORPORATIO	500	41.63	38.32	REVERSED: 5.75	29.00	73.07	C	6/29/07
98-205310	SCOTT TOMMIE L	110	3.65	3.21	REVERSED: .48	29.00	ABATED: 32.69	6/04/09	
	--CITY--		1.37	.79	REVERSED: .12	.00	ABATED: .91	6/04/09	
98-205553	SHADOWS AND PEDDLE PUSHE	100	358.32	316.16	REVERSED: 47.42	29.00	392.58	C	6/29/07
98-205556	SHANNON ANTOINETTE	110	105.91	93.11	REVERSED: 13.97	29.00	ABATED: 136.08	6/04/09	
	--CITY--		39.67	22.85	REVERSED: 3.43	.00	ABATED: 26.28	6/04/09	
98-205591	SIR MICHAELS LIMOUSINE S	100	2,110.50	1,862.19	REVERSED: 279.33	29.00	2,170.52	C	6/29/07
	SMITH KATHY	100	3.75	3.31	REVERSED: .50	29.00	ABATED: 32.81	6/04/09	
98-205620	SMITH PROPANE INC	410	837.29	767.10	REVERSED: 115.07	29.00	ABATED: 911.17	6/04/09	
	--CITY--		286.20	123.90	REVERSED: 18.59	.00	ABATED: 142.49	6/04/09	

RECEIPT#	NAME	DIST	TAX BEFORE EX.	TAX AFTER EX.	PENALTY	COST	R-REAL TOTAL TAX	P-PER C-COM	DATE NB
98-205645	SOUTHERN LIFESTYLE HOMES	100	260.76	230.08	34.51	29.00	293.59	C	6/29/07
					REVERSED:	6/04/09	ABATED:		
98-205648	SOUTHERN VIEW INC	110	91.30	80.27	12.04	29.00	121.31	C	6/29/07
					REVERSED:	6/04/09	ABATED:		
	--CITY--		34.20	19.70	2.96	.00	22.66		
98-205671	SPRING CHUCK L	100	596.57	526.38	78.96	29.00	634.34	C	6/29/07
					REVERSED:	6/04/09	ABATED:		
98-205681	ST LOUIS LEASING CORPORA	100	18.76	16.55	2.48	29.00	48.03	C	6/29/07
					REVERSED:	6/04/09	ABATED:		
98-205682	ST LOUIS LEASING CORPORA	110	67.56	59.40	8.91	29.00	97.31	C	6/29/07
					REVERSED:	6/04/09	ABATED:		
	--CITY--		25.31	14.58	2.19	.00	16.77		
98-205684	STACEY VANESSA LEI	130	19.36	17.15	2.57	29.00	48.72	C	6/29/07
					REVERSED:	6/04/09	ABATED:		
98-205685	STACKHOUSE SHEET METAL W	110	111.39	97.93	14.69	29.00	141.62	C	6/29/07
					REVERSED:	6/04/09	ABATED:		
	--CITY--		41.72	24.03	3.60	.00	27.63		
98-205687	STAGGERS DEORAH	320	650.31	580.12	87.02	29.00	696.14	C	6/29/07
					REVERSED:	6/04/09	ABATED:		
	--CITY--		477.95	328.02	49.20	.00	377.22		
98-205688	STALVEY D GARY	110	102.26	89.90	13.49	29.00	132.39	C	6/29/07
					REVERSED:	6/04/09	ABATED:		
	--CITY--		38.30	22.06	3.31	.00	25.37		
98-205726	STORARTEK DISTRIBUTED S	100	97.55	86.07	12.91	29.00	127.98	C	6/29/07
					REVERSED:	6/04/09	ABATED:		
98-205787	TALLON SALES CO INC	110	21.91	19.26	2.89	29.00	51.15	C	6/29/07
					REVERSED:	6/04/09	ABATED:		
	--CITY--		8.21	4.73	.71	.00	5.44		
98-205801	TAYLOR NORMA	100	872.34	769.70	115.45	29.00	914.16	C	6/29/07
					REVERSED:	6/04/09	ABATED:		
98-205813	TED PARKER HOME SALES IN	100	3,697.60	3,262.55	489.38	29.00	3,780.93	C	6/29/07
					REVERSED:	6/04/09	ABATED:		
98-205903	TOMPKINS DOUGLAS	110	12.78	11.24	1.69	29.00	41.93	C	6/29/07
					REVERSED:	6/04/09	ABATED:		
	--CITY--		4.79	2.76	.41	.00	3.17		
98-206117	UPDIKE JAMES DOUGLAS	100	596.57	526.38	78.96	29.00	634.34	C	6/29/07
					REVERSED:	6/04/09	ABATED:		
98-206128	VAUGHN LINDA P	100	56.28	49.66	7.45	29.00	86.11	C	6/29/07
					REVERSED:	6/04/09	ABATED:		
98-206148	VICKIE J CARRIGG	100	60.03	52.97	7.95	58.00	118.92	C	6/29/07
					REVERSED:	6/04/09	ABATED:		
98-206151	VINTAGE BUILDERS INC	110	18.26	16.05	2.41	29.00	47.46	C	6/29/07
					REVERSED:	6/04/09	ABATED:		
	--CITY--		6.84	3.94	.59	.00	4.53		
98-206211	WEAVER JAMES W	200	123.85	113.48	17.02	29.00	159.50	C	6/29/07
					REVERSED:	6/04/09	ABATED:		

RECEIPT#	NAME	DIST	TAX BEFORE EX.	TAX AFTER EX.	PENALTY	COST	R-REAL TOTAL TAX	P-PER C-COM	DATE
98-206241	WHITAKER THOMAS L	110	3.65	3.21	.48	29.00	32.69	C	6/29/07
	--CITY--		1.37	.79	.12	.00	ABATED: .91	6/04/09	
98-206245	WHITE PATRICIA W	110	580.67	510.48	76.57	29.00	616.05	C	6/29/07
	--CITY--		217.51	125.29	18.79	.00	ABATED: 144.08	6/04/09	
98-206325	WOODBURY GERTRUDE	130	3.87	3.43	.51	29.00	32.94	C	6/29/07
98-206361	YARBOROUGH PAVING AND GR	100	429.60	379.06	56.86	29.00	464.92	C	6/29/07
98-206387	3 K INC	100	335.80	296.29	44.44	29.00	369.73	C	6/29/07
98-206480	PRO TEX AMERICA INC	400	4,043.70	3,051.49	457.72	29.00	3,538.21	C	6/29/07
98-206547	EAGLE WOOD PRODUCTS CORP	310	1,459.60	1,314.81	197.22	29.00	1,541.03	C	6/29/07
98-206619	U S TEX INC	320	860.95	570.88	85.63	29.00	685.51	C	6/29/07
	--CITY--		632.76	632.76	94.91	.00	ABATED: 727.67	6/04/09	
98-206626	ALLEN JAMES JR	110	527.71	463.92	69.59	29.00	562.51	C	6/29/07
	--CITY--		197.68	113.87	17.08	.00	ABATED: 130.95	6/04/09	
98-206627	ALPHA MARKETING & SATELIT	110	527.71	463.92	69.59	29.00	562.51	C	6/29/07
	--CITY--		197.68	113.87	17.08	.00	ABATED: 130.95	6/04/09	
98-206632	BRITT JERRY M	400	804.29	740.50	111.08	29.00	880.58	C	6/29/07
98-206636	BURROUGHS CARLTON	110	527.71	463.92	69.59	29.00	562.51	C	6/29/07
	--CITY--		197.68	113.87	17.08	.00	ABATED: 130.95	6/04/09	
98-206637	BUTLER GLORIA ANN	410	760.94	697.15	104.57	29.00	830.72	C	6/29/07
	--CITY--		280.10	112.60	16.89	.00	ABATED: 129.49	6/04/09	
98-206654	CROSBY JAMES RAY	130	589.50	495.71	74.36	29.00	599.07	C	6/29/07
98-206655	CROSS SUSAN	110	527.71	463.92	69.59	29.00	562.51	C	6/29/07
	--CITY--		197.68	113.87	17.08	.00	ABATED: 130.95	6/04/09	
98-206657	CUNHA CECIL	130	589.50	495.71	74.36	29.00	599.07	C	6/29/07
98-206658	CUNHA CECIL	130	589.50	495.71	74.36	29.00	599.07	C	6/29/07
98-206659	EPPS VERLIE	310	643.03	579.24	86.89	29.00	695.13	C	6/29/07
98-206668	HALL CATHERINE	320	591.01	527.22	79.08	29.00	635.30	C	6/29/07
	--CITY--		434.37	298.12	44.72	.00	ABATED: 342.84	6/04/09	

RECEIPT#	NAME	DIST	TAX BEFORE EX.	TAX AFTER EX.	PENALTY	COST	R-REAL TOTAL TAX	P-PER C-COM	DATE
98-206669	HANNA MARY ANN	320	591.01	527.22	79.08	29.00	635.30	C	6/29/07
	--CITY--		434.37	298.12	44.72	.00	ABATED: 342.84	6/04/09	
98-206676	HOME SATELLITE ENTERTAINM	100	542.16	478.37	71.76	29.00	579.13	C	6/29/07
					REVERSED:	6/04/09	ABATED:	6/04/09	
98-206688	LANE DANIEL A IV	130	559.50	495.71	74.36	29.00	599.07	C	6/29/07
					REVERSED:	6/04/09	ABATED:	6/04/09	
98-206691	LOCKLAIR TOMMY A	310	643.03	579.24	86.89	29.00	695.13	C	6/29/07
					REVERSED:	6/04/09	ABATED:	6/04/09	
98-206692	LOVE JIMMY G	410	760.94	697.15	104.57	29.00	830.72	C	6/29/07
	--CITY--		260.10	112.60	16.89	.00	ABATED:	6/04/09	
98-206693	MBA AMUSEMENT INC	130	559.50	495.71	74.36	29.00	599.07	C	6/29/07
					REVERSED:	6/04/09	ABATED:	6/04/09	
98-206694	MBA AMUSEMENTS INC	130	559.50	495.71	74.36	29.00	599.07	C	6/29/07
					REVERSED:	6/04/09	ABATED:	6/04/09	
98-206695	MBA AMUSEMENT INC	130	559.50	495.71	74.36	29.00	599.07	C	6/29/07
					REVERSED:	6/04/09	ABATED:	6/04/09	
98-206696	MBA AMUSEMENT INC	130	559.50	495.71	74.36	29.00	599.07	C	6/29/07
					REVERSED:	6/04/09	ABATED:	6/04/09	
98-206697	MBA AMUSEMENT INC	130	559.50	495.71	74.36	29.00	599.07	C	6/29/07
					REVERSED:	6/04/09	ABATED:	6/04/09	
98-206698	MBA AMUSEMENT INC	130	559.50	495.71	74.36	29.00	599.07	C	6/29/07
					REVERSED:	6/04/09	ABATED:	6/04/09	
98-206699	MBA AMUSEMENT INC	130	559.50	495.71	74.36	29.00	599.07	C	6/29/07
					REVERSED:	6/04/09	ABATED:	6/04/09	
98-206701	MCKAY MARK	410	760.94	697.15	104.57	29.00	830.72	C	6/29/07
	--CITY--		260.10	112.60	16.89	.00	ABATED:	6/04/09	
98-206706	MOORE VICKIE	130	559.50	495.71	74.36	29.00	599.07	C	6/29/07
					REVERSED:	6/04/09	ABATED:	6/04/09	
98-206709	NEWTON MARY	330	591.01	527.22	79.08	29.00	635.30	C	6/29/07
	--CITY--		173.40	64.42	9.66	.00	ABATED:	6/04/09	
98-206710	NEWTON MARY	330	591.01	527.22	79.08	29.00	635.30	C	6/29/07
	--CITY--		173.40	64.42	9.66	.00	ABATED:	6/04/09	
98-206713	PEOPLE FOR PEACE	110	527.71	463.92	69.59	29.00	562.51	C	6/29/07
	--CITY--		197.68	113.87	17.08	.00	ABATED:	6/04/09	
98-206721	REBECCA & FRANCES INC	100	542.16	478.37	71.76	29.00	579.13	C	6/29/07
					REVERSED:	6/04/09	ABATED:	6/04/09	
98-206735	TABACCO ROAD ENTERPRISES	400	804.29	740.50	111.08	29.00	880.58	C	6/29/07
					REVERSED:	6/04/09	ABATED:	6/04/09	
98-206736	THOMAS CARL E	110	527.71	463.92	69.59	29.00	562.51	C	6/29/07
	--CITY--		197.68	113.87	17.08	.00	ABATED:	6/04/09	

RECEIPT#	NAME	DIST	TAX BEFORE EX.	TAX AFTER EX.	PENALTY	COST	R-REAL TOTAL TAX	P-PER C-COM	DATE NB
98-206739	TUCKER WILLIAM G	330	591.01	527.22	79.08	29.00	635.30	C	6/29/07
	--CITY--		173.40	64.42	9.66	.00	ABATED: 74.08	6/04/09	
98-206742	TURNER JAMES	100	542.16	478.37	71.76	29.00	579.13	C	6/29/07
					REVERSED:	6/04/09	ABATED:	6/04/09	
98-206745	WEATHERFORD BUSTER JR	100	542.16	478.37	71.76	29.00	579.13	C	6/29/07
					REVERSED:	6/04/09	ABATED:	6/04/09	
98-206747	WEST MAIN PRODUCTIONS INC	320	591.01	527.22	79.08	29.00	635.30	C	6/29/07
	--CITY--		434.37	298.12	44.72	.00	ABATED:	6/04/09	
98-206752	WOODBERRY CHRIS	410	760.94	697.15	104.57	29.00	830.72	C	6/29/07
	--CITY--		260.10	112.60	16.89	.00	ABATED:	6/04/09	
98-206800	HUDSON VIRGINIA	100	3.75	3.31	.50	29.00	32.81	C	6/29/07
					REVERSED:	6/04/09	ABATED:	6/04/09	
98-206825	ALFORD MITCHELL	320	4.09	3.65	.55	29.00	33.20	C	6/29/07
	--CITY--		3.01	2.07	.31	.00	ABATED:	6/04/09	
98-206873	CHERISOL WINNER	110	12.78	11.24	1.69	29.00	41.93	C	6/29/07
	--CITY--		4.79	2.76	.41	.00	ABATED:	6/04/09	
98-207034	LEE SIMON	110	20.09	17.66	2.65	15.00	35.31	C	6/30/09
	--CITY--		7.52	4.33	.65	.00	4.98		
99-101577	GEORGER JOSEPH	110	21.50	19.24	2.89	19.00	41.13	P	6/29/07
	--CITY--		7.30	4.43	.66	.00	ABATED:	11/18/09	
99-104637	WHITE III THOMAS	130	28.23	25.41	3.81	19.00	48.22	P	6/29/07
					REVERSED:	1/13/10	PAID:	1/13/10	
99-201747	CYPRESS POINT INC	110	23.30	20.86	3.13	59.00	82.99	C	6/30/09
	--CITY--		7.90	4.79	.72	.00	5.51		
99-202320	GENERAL ELECTRIC CAPITAL	110	469.50	420.22	63.03	59.00	542.25	C	6/29/07
	--CITY--		159.30	96.55	14.48	.00	PAID:	1/21/10	
99-202326	GENERAL ELECTRIC CAPITAL	100	71.84	64.51	9.68	59.00	133.19	C	6/29/07
					REVERSED:	1/27/10	PAID:	1/27/10	
99-202539	HASELDEN CAROL	310	200.29	183.74	27.55	59.00	270.30	C	6/30/09
99-202978	JAMISON ROBERT G II	110	26.88	24.06	3.61	59.00	86.67	C	6/30/09
	--CITY--		9.12	5.53	.83	.00	6.36		
99-203101	KENNEDY WILLIAM T	110	62.72	56.14	8.42	59.00	123.56	C	6/30/09
	--CITY--		21.28	12.90	1.94	.00	14.84		
99-203185	LANE RANDY W	320	3,026.62	2,755.03	413.25	59.00	3,227.28	C	6/30/09
	--CITY--		2,170.33	1,600.53	240.08	.00	1,840.61		

RECEIPT#	NAME	DIST	TAX BEFORE EX.	TAX AFTER EX.	PENALTY	COST	R-REAL TOTAL TAX	P-PER C-COM	DATE
99-203678	MILNER GENE W PRES	110 --CITY--	627.20 212.80	561.37 128.97	84.21 19.35	59.00 .00	704.58 148.32	C	6/30/09
99-203702	MOODY PHILLIP GORDON	100	502.87	451.52	67.73	59.00	578.25	C	6/30/09
99-203703	MOORE BETTY	110 --CITY--	143.36 48.64	128.31 29.48	19.25 4.42	59.00 .00	206.56 33.90	C	6/30/09
99-206750	GENERAL ELECTRIC CAPITAL	100	138.15	124.05	18.61	59.00	201.66	C	6/29/07
99-207249	LEE SIMON	110 --CITY--	16.13 5.47	14.44 3.31	2.17 .50	15.00 .00	31.61 3.81	1/21/10 C	6/30/09
*COUNTY* TOTAL NULLA-BONOS									
*CITY* TOTAL NULLA-BONOS									
GRAND TOTAL									
							587,082.46		
							73,106.87		
							660,189.33		

Florence County Council Meeting  
February 18, 2010

**AGENDA ITEM:** Other Business  
Infrastructure Project  
Council District 2

**DEPARTMENT:** County Council

**ISSUE UNDER CONSIDERATION:**

Approve The Expenditure Of Up To \$6,599.00 From Council District 2 Infrastructure Funding Allocation To Assist The Town Of Pamlico With The Replacement Of Three (3) Older Heating/Cooling Units At Its Court/Council Chamber Room, Fire Chief/Public Works Director's Offices And Fire Vehicle's Storage Areas.

**FUNDING SOURCE:**

XXX Infrastructure  
       Road System Maintenance  
       Utility

Signed:       Pending Approval      

Requested by Councilmember: Ken Ard

Date:                                   

**ATTACHMENTS:**

Copy of Letter from Town of Pamlico Mayor Gene R. Gainey

---

I, Connie Y. Haselden, Clerk to County Council, certify this item was approved by the Florence County Council at the above-referenced meeting, at which a majority of members were present.

---

Connie Y. Haselden, Clerk to Council

# TOWN OF PAMPLICO

Mayor

Gene R. Gainey

Mayor Pro-Tem

Lucius B. Eaddy

Clerk-Treasurer

Anne B. Miles

P.O. Box 296 – 180 E. Main Street

Pamplico, SC 29583

(843) 493-5551 PH

(843) 493-5013 FAX

townofpamplico@sc.rr.com

Council Members

Thomas E. Benton

Robert H. Bostick

Ivan M. Coleman, Jr.

Harriet C. Cox

Lucius B. Eaddy

D. Marshall Munn

January 27, 2010

The Honorable J. Ken Ard  
Florence County Council Members  
180 N. Irby Street – MSC-G  
Florence, SC 29501

Re: Energy Grant

Dear Mr. Ard:

In reference to our meeting last Friday January 22, 2010, concerning a small Energy Grant that we received from the SC Department of Energy.

We applied for \$15,918.00 to replace three older heating/cooling units at our Court/Council chamber room, Fire Chief/Public Works Director's Offices and Fire Vehicle's storage areas.


We were awarded \$9,319.00 with the conditional agreement that the Town will complete the entire project of replacing all three older units.

Per our discussion last Friday, I am requesting that you and Florence County Council consider approval at your next Council meeting up to \$6,599.00 to assist the Town with this worthy project. This will allow the Town to replace two 6 SEER HVAC units 35 years old and one 8 SEER Split/ Gas Pack unit over 20 years old.


The new units will be American Standard, one 3 ton 16 SEER heat pump; one 2 ton 14 SEER heat pump and one 3.5 ton 14 SEER packaged gas/electric unit.

We will appreciate any assistance that you can give the Town with this project. Progress Energy Engineers have advised us to not turn down this grant because of the energy savings that the Town will receive over a period of time.

Sincerely,

  
Gene R. Gainey,  
Mayor

cc: Richard Starkes, Florence County Administrator





Florence County Council Meeting  
February 18, 2010

**AGENDA ITEM:** Other Business  
Infrastructure Project  
Council Districts 3 and 7

**DEPARTMENT:** County Council

**ISSUE UNDER CONSIDERATION:**

Approve The Expenditure Of Up To \$2,214.04 From Council Districts 3 and 7 Infrastructure Funding Allocations (\$1,107.02 from each district) To Assist The Senior Citizens Association With The Purchase/Installation Of A Double Fryer And Meat Slicer To Enhance Senior Services At The Leatherman Senior Center.

**FUNDING SOURCE:**

XXX Infrastructure                      \_\_\_\_\_ Road System Maintenance Fee                      \_\_\_\_\_ Utility

**Requested by Councilmember:**

**Amount:** \$1,107.02

**Amount:** \$1,107.02

**Signed:** verbally approved-signature pending  
Alphonso Bradley

**Signed:** verbally approved-signature pending  
Waymon Mumford

**ATTACHMENTS:**

Request from the Senior Citizens Association.

---

I, Connie Y. Haselden, Clerk to County Council, certify this item was approved by the Florence County Council at the above-referenced meeting, at which a majority of members were present.

---

Connie Y. Haselden, Clerk to Council



SENIOR CITIZENS ASSOCIATION  
IN FLORENCE COUNTY

January 21, 2010

Councilman Waymon Mumford  
1421 Whitehall Road  
Florence, SC 29506


Dear Councilman Mumford:

Enclosed please find the information on a double fryer and meat slicer to be used at the Leatherman Senior Center to enhance senior services. The total fryer cost (including installation) is \$1194.04 and the cost for the meat slicer is \$1020.00. You instructed me not to delay the request for these items and the total cost will be \$2214.04.

The Association is working with a contractor to attain preliminary cost for vestibule and hopefully will be able to provide more details on this project by the end of the month. We are so excited about our partnership and your interest in improving the quality of life for seniors in Florence County.

Thank you in advance for your support. If you need any additional information, please do not hesitate to contact me at 669-6761 or email [LMJ128@Bellsouth.net](mailto:LMJ128@Bellsouth.net).

Sincerely,

  
Linda Mitchell Johnson  
Executive Director

cc: Lilly Wing, SCA President of SCA Board

---

600 SENIOR WAY • FLORENCE, SOUTH CAROLINA 29505  
Telephone (843) 669-6761 • Fax (843) 665-2266



A UNITED WAY AGENCY

QUOTE



FRS FLORENCE  
 1310 MEADORS FARM ROAD  
 FLORENCE SC 29505  
 Phone: 843-662-7021  
 Fax: 843-664-1131

**FOODSERVICE RESOURCES & SOLUTIONS**

CUST #: 030206	DATE: 1/11/10	QUOTE #: 3708897	TERMS: NET 30 DAYS	PO #: X
BILL TO: LEATHERMAN SENIOR CENTER 600 SENIOR WAY FLORENCE SC 29505		PHONE: 843-669-6761	SHIP TO: LEATHERMAN SENIOR CENTER 600 SENIOR WAY FLORENCE SC 29505	

ORDER	B/O	SHIP	UNIT	ITEM#	DESCRIPTION	PRICE	EXTEND
1			1 EA	PIT MK42-NT	FRYER 40-45# 4 TUBE NAT GAS	879.0000	879.00
1			1 SET	PIT B3901501	CASTERS	134.0000	134.00
1 YR WARRANTY (PARTS & LABOR) 5 YR WARRANTY ON THE TANK FREE DELIVERY						INSTAL \$ 100	

TERMS/CONDITIONS: 1) Service charge on past due accounts of 2% (Min \$5.00) monthly.  
 2) Title to all merchandise on this invoice remains property of FRS until paid in full.  
 3) Buyer agrees to pay all reasonable costs of collection if legal action is required.  
 4) Inspect all merchandise on delivery. FRS is not responsible for claims after delivery.  
 5) Returns not accepted without prior approval.

DELIVERY CHARGE:	.00
FREIGHT CHARGE:	.00
SUB-TOTAL:	1,013.00
SALES TAX:	81.04
<b>QUOTE TOTAL:</b>	<b>1,094.04</b>

The undersigned acknowledges that the signature below constitutes an agreement to purchase the merchandise on this order. Any changes, cancellations, and/or returns not due to FRS or manufacturer's error may require payment by the customer of restocking fees, cancellation charges, and/or any freight charges to and from the factory. Some items may not be eligible for return.

Authorized Signature: \_\_\_\_\_ Date: \_\_\_\_\_  
 Deposit Type #: \_\_\_\_\_ Deposit Amount: \_\_\_\_\_

Florence County Council Meeting  
February 18, 2010

**AGENDA ITEM:** Other Business  
Infrastructure Project  
Council District 4

**DEPARTMENT:** County Council

**ISSUE UNDER CONSIDERATION:**

Declare Vehicle #V0848 A 2003 Dodge Durango As Surplus; Authorize The Sale Of The Vehicle To The Timmons ville Rescue Squad In The Amount Of \$5,000; Approve The Expenditure Of Up To \$5,000.00 From Council District 4 Infrastructure Funding Allocation For The Purchase Of The Vehicle For The Timmons ville Rescue Squad.

**FUNDING SOURCE:**

XXX Infrastructure

\_\_\_\_\_ Road System Maintenance

\_\_\_\_\_ Utility

Signed: \_\_\_\_\_ Verbally approved – signature pending

Requested by Councilmember: Mitchell Kirby

Date: \_\_\_\_\_

**ATTACHMENTS:**


A copy of the letter from Timmons ville Rescue Squad Chief Donald E. Windham.

---

I, Connie Y. Haselden, Clerk to County Council, certify this item was approved by the Florence County Council at the above-referenced meeting, at which a majority of members were present.

---


Connie Y. Haselden, Clerk to Council



# Volunteers

Serving You We Care

*Timmons ville Rescue Squad*



P. O. Box 9 • 401 E. Main Street  
Timmons ville, S.C. 29161  
843-346-7640

January 27, 2010

TO: Mitchell Kirby

FROM: Timmons ville Rescue Squad

RE: Surplus Vehicle Acquisition


Dear Sir,

Timmons ville Rescue Squad hereby respectfully requests that when vehicle #VO845, a Dodge Durango, is declared surplus by Florence County, we be given the first option. We are serving as first responders more and more frequently and this would allow us to lessen the wear and tear on our large truck by placing extrication tools in it and sending it on scene.

Thank you for your kind consideration of our request.

Sincerely,

Chief Donald E. Windham  
Timmons ville Rescue Squad







Florence County Council Meeting  
February 18, 2010

**AGENDA ITEM:** Other Business  
Road System Maintenance Fee (RSMF)/Utility Projects  
Council District 8

**DEPARTMENT:** County Council

**ISSUE UNDER CONSIDERATION:**

Approve The Expenditure Of Up To \$198,896.00 From Council District 8 RSMF/Utility Funding Allocations To Fund The Cost Of 1½" Type C Hot Laid Asphalt For Berkeley Avenue #1, Berkeley Avenue #2, Linden Drive, Nottingham Drive, Canterbury Road, Windsor Road, Cardinal Circle, Raven Drive #1, Raven Drive #2, Partridge Circle, Hummingbird Road, And Pinckney Avenue.

Contingent upon acquiring Encroachment Permits from the proper Entities (SCDOT or City of Florence).

The cost estimate was prepared by Florence County Public Works.

**FUNDING SOURCE:**

\_\_\_\_\_ Infrastructure

XXX Road System Maintenance

XXX Utility

Signed: \_\_\_\_\_ verbally approved – signature pending

Requested by Councilmember: James T. Schofield

Date: \_\_\_\_\_

**ATTACHMENTS:**

---

I, Connie Y. Haselden, Clerk to County Council, certify this item was approved by the Florence County Council at the above-referenced meeting, at which a majority of members were present.

---

Connie Y. Haselden, Clerk to Council



Florence County Council Meeting  
February 18, 2010

**AGENDA ITEM:** Other Business  
Utility Project  
Council Districts 1 and 5

**DEPARTMENT:** County Council

**ISSUE UNDER CONSIDERATION:**

Approve The Expenditure Of Funds From Council Districts 1 And 5 Utility Funding Allocations In An Amount Up To \$40,000.00 (\$20,000.00 From Each District) To Assist The Town Of Scranton With Matching Funds For A \$500,000 CDBG Grant To Provide Water In The Rural Areas.

**FUNDING SOURCE:**

\_\_\_\_\_ Infrastructure      \_\_\_\_\_ Road System Maintenance Fee XXX Utility

**Requested by Councilmember:**

**Amount:** \$20,000.00

**Amount:** \$20,000.00

**Signed:** verbally approved-signature pending  
K. G. Rusty Smith, Jr.

**Signed:** verbally approved-signature pending  
Johnnie D. Rodgers, Jr.

**ATTACHMENTS:**

Copies of Letters from the Town of Scranton Mayor Terry Knotts Requesting Assistance.

---

I, Connie Y. Haselden, Clerk to County Council, certify this item was approved by the Florence County Council at the above-referenced meeting, at which a majority of members were present.

\_\_\_\_\_  
Connie Y. Haselden, Clerk to Council

TOWN OF SCRANTON  
PO BOX 279  
SCRANTON, SC 29591

Jan. 27, 2010

Councilman Rusty Smith  
Lake City, SC 29560


Dear Councilman Smith:

The Town of Scranton has received notification that a CDBG Grant for approximately \$500,000 has been awarded to the town. A number of the citizens from your voting area are without water completely or hazardous water is being produced by their wells. These citizens have contacted us about these conditions. We have worked for a number of months to obtain these funds.

We are requesting at least \$20,000 from you to assist with this project for your area. Approximately 72 homes will be served with clean drinking water from this project. (list provided)

I am sure that you will agree, all citizens deserve safe drinking water. It is gratifying to have someone that we can always count on for assistance. If you have questions, please contact me.

Sincerely,

  
Mayor Terry Knotts

TOWN OF SCRANTON  
PO BOX 279  
SCRANTON, SC 29591

Jan. 27, 2010

Councilman Johnny Rodgers  
Scranton, SC 29591


Dear Councilman Rodgers:

The Town of Scranton has received notification that a CDBG Grant for approximately \$500,000 has been awarded to the town. A number of the citizens from your voting area are without water completely or hazardous water is being produced by their wells. These citizens have contacted us about these conditions. We have worked for a number of months to obtain these funds.

We are requesting at least \$20,000 from you to assist with this project for your area. Approximately 72 homes will be served with clean drinking water from this project. (list provided)

I am sure that you will agree, all citizens deserve safe drinking water. It is gratifying to have someone that we can always count on for assistance. If you have questions, please contact me.

Sincerely,

  
Mayor Terry Knotts

